


How can I know what God is like?



ANSWER:

He shows me what He's like!

VISUAL
AID

#1

take out



of BQB

The Big Question

Hold up the Big Question sign for all the children to see, and say:

The Big Question we are investigating today is
Big Question Number 1:

How Can I Know What God Is Like?
and the Answer is:
He Shows Me What He's Like!

Meaning:
"God made us. He wants us to know what He is like so we can know Him, love Him, and praise Him.

God shows us what He is like by the heart He gave us to know and love Him; through all of His creations we see around us; through His Word, the Bible; and most of all, through His very own Son, Jesus Christ."

Let's sing our Big Question Song: "



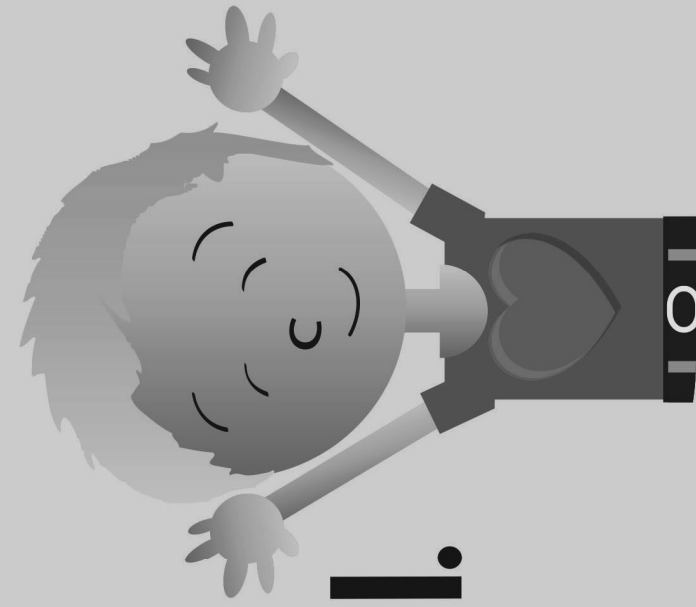
Big Q & A I Song

DDD ESV Songs 1, track 12

(adapted version of "This Is the Way We Wash Our Clothes")

How can I know what God is like,
God is like, God is like?
How can I know what God is like?
He shows me what He's like!

BIG QUESTION 1: Four ways God shows us what He's like



Visual
Aid

#2

Big
Question
Answers
of BOB

take out

This Unit's Bible Truths

"God shows me what He's like" is a good beginning, but there's so more to learn. So it's time for us to dig down even deeper for more answers to our Big Question about God. We're going to be learning **FOUR** Bible truths that all tell us something about how God shows us what He's like.

Let's look at our Bible Truth Clue and figure out which of these four truths we will be learning about today. Who would like to get it out of the Big Question Briefcase for me?"

Choose a child to get it out and hand it to you, then hold it up and show them the pictures with the four truths they will be learning.

After everyone has had a good look at it, say...

"Ok, now let's look at our Bible Truth Clue and see if we can figure out which of these four truths we will be learning about today. Who would like to get it out of the Big Question Briefcase for me?"

Choose a child to open the briefcase, take out the Bible Truth Clue and hand it to you.

CAN YOU GUESS BIBLE TRUTH I:

How Can I Know What God Is Like?

He Shows Me What He's Like... by the ???? He gave me
to know and love Him!

HINT: What do we love with?



By the HEART He gave me
to know and love Him!

Visual take out

Aid

#3



of BQB

Revealing the Bible Truth We Are Learning

Hold up the front side for the children to see. Cover up the answer, written along the bottom, and say:

**“How Do I Know What God Is Like?
He Shows Me What He’s Like...
by the ???? He gave me to know and love Him!**

We’re missing one word. Here’s the hint to what the missing word is. It says: “What do we love with?”

Can you guess? It’s our heart.

So the Bible Truth we are learning today is:

(uncover answer from bottom of sign, show it to them and say:)

**“How Do I Know What God Is Like?
He Shows Me What He’s Like...
by the HEART He gave me to know and love Him.”**

And here what this Bible Truth means:

(read the meaning off of the back of the sign, say:)

God made people with a special heart so they could know and love Him. This isn’t the heart that pumps blood through our body. This is something very different. We can’t feel this heart inside of us like we can feel the heart that beats in our chest. This heart is even more amazing! **THIS** heart will never die. it lives forever! The Bible also calls this heart a spirit or a soul. And it’s with this very special heart that God shows us what He’s like.



Place
verse in



of BQB

Visual
Aid
#4

"O God, you are my God; earnestly I seek you; my soul thirsts for you; my flesh faints for you, as in a dry and weary land where there is no water...My soul will be satisfied as with fat and rich food, and my mouth will praise you with joyful lips."

Psalms 63:1,5 ESV

DDD 1.1 Bible Verse Picture--front

Bible Truth I Bible Verse

Remove the Bible Verse Picture from the "Bible" folder and hold it up for all the children to see, then say:

Psalms 63:1,5 tells us:

Psalms 63:1,5 ESV

"O God, you are my God; earnestly I seek you; my soul thirsts for you; my flesh faints for you, as in a dry and weary land where there is no water...My soul will be satisfied as with fat and rich food, and my mouth will praise you with joyful lips."

Learn a Little: "O God, I seek you; my soul thirsts for you."

What does that mean?

When we play outside and it is very hot, we get so thirsty! There's nothing we want more than a nice, cool drink of water! God made our hearts to need to know and love Him, just as much as our bodies need water when we are thirsty! Only God can really satisfy us and make us happy.

God's people know this. They earnestly seek God. That means they try hard to get to know God. They spend time thinking about God and talking to Him. They read His Word, the Bible. He works in their heart (or soul, another Bible word for heart). He helps them know and love Him. God's people praise Him for making them happy.

"Now it's time to do a bit more deep down investigating. Let's hear what Detective Dan wants us to help him figure out. Would someone like to get it out for me?"

"We've said our Bible verse, now let's sing it!"

"We've said our Bible verse, now let's sing it!"

O God, You Are My God:

Psalms 63:1,5

DDD ESV Songs 1, track 20

Refrain:

O God, You are my God, earnestly I seek You,
O God, You are my God, earnestly I seek You,
Earnestly seek you.

My soul thirsts for you, my flesh faints for you,
As in a dry and weary land, where there is no water.
My soul thirsts for you, my flesh faints for you,
As in a dry and weary land, where there is no water.

Refrain

My soul shall be, My soul shall be satisfied,
Satisfied, as with rich food,
And my mouth will praise you,
My soul shall be, My soul shall be satisfied,
Satisfied, as with rich food,
And my mouth will praise you. *Refrain*

Psalms Sixty-three, one and five.

"Now it's time to do a bit more deep down investigating. Let's hear what Detective Dan wants us to help him figure out. Would someone like to get it out for me?"

take out




of BQB

Place in



Visual Aid



Detective Dan's Listening Assignment #1

Detective Dan's Listening Assignment #1



Hi, Deep Down Detectives!
I'm working on a brand-new case called:
"The Case of the Young Man with Something
Special Inside."

I need to find out:

1. Who was the young man?
- AND
2. What was the something special he had inside?

Can you help me? Listen carefully to the story and
you might just hear the answers!

Thanks!
Detective Dan

Then say, "Ok, Deep Down Detectives! Put on your best listening ears and see if you can find the answers to Detective Dan's questions. When I finish telling the story, we will see if we can answer all of his questions."

*Read the Bible Truth story, putting up the storyboard pictures as you tell it.
At the end of the story, repeat the questions and lead the children in answering them. Present the gospel and close in prayer.*

*Answers to assignment questions, the gospel and ACTS prayer are also included at the end of the story text. *

Answers:

1. Who was the young man? David.
2. What was the something special he had inside?
A heart to know and love God, given to him by God. A heart filled with the special happiness that only God can give.

For You and Me:

Just like David, God has given us a heart to know and love Him. We can ask God to show us what He's like and help us to know and love Him. We can ask God to give us His special kind of happy like He gave David.

take out



of BQB

Place in



Visual Aid



Detective Dan's Listening Assignment #2

Detective Dan's

Listening Assignment #2



Hi, Deep Down Detectives!

I'm still working on the case called:

"The Case of the Young Man with Something Special Inside."

Our Bible verse is Psalm 63:1,5 ESV

"O God, you are my God; earnestly I seek you; my soul thirsts for you; my flesh faints for you, as in a dry and weary land where there is no water... My soul will be satisfied as with fat and rich food, and my mouth will praise you with joyful lips."

I need to find out:

1. Who had a soul thirsty for God?

AND

2. How did God satisfy his heart?

Can you help me? Listen carefully to the story and you might just hear the answers!

Thanks for your help!

Detective Dan

Then say, "Ok, Deep Down Detectives! Put on your best listening ears and see if you can find the answers to Detective Dan's questions. When I finish telling the story, we will see if we can answer all of his questions."

Read the Bible Truth story, putting up the storyboard pictures as you tell it. At the end of the story, repeat the questions and lead the children in answering them. Present the gospel and close in prayer.

Answers to assignment questions, the gospel and ACTS prayer are also included at the end of the story text.

Answers:

Our Bible Verse is: Psalm 63:1,5 ESV

"O God, you are my God; earnestly I seek you; my soul thirsts for you; my flesh faints for you, as in a dry and weary land where there is no water... My soul will be satisfied as with fat and rich food, and my mouth will praise you with joyful lips."

1. Who had a soul thirsty for God? David did.

2. How did God satisfy his heart? David spent time learning about God, thinking about God, talking to God, and living for God. As he did, God worked in David's heart, satisfying him, giving him the special kind of happy that comes only from God.

For You and Me:

Just like David, God wants us to learn about Him, think about Him, talk with Him and live for Him. He wants to satisfy our hearts with Himself and His special kind of happy like He gave to David. We can ask Him to help us.

take out



of BQB

Place in




Visual Aid



Detective Dan's Listening Assignment #3

Detective Dan's

Listening Assignment #3



Hi, Deep Down Detectives!

I'm still working on the case called:

"The Case of the Young Man with Something Special Inside."

I found SIX clues, but TWO of them are NOT in the story. They are: a lion, a stream, a tiger, a giant, a flashlight and a harp.

Hold up each of the six pictures for the children to see as you identify them. Better yet, put them up on your flannelgraph board, off to one side.

I need to know:

1. Which FOUR pictures belong in the story and which TWO do NOT?

2. Which one did David use to praise God? How?

Can you help me? Listen carefully to the story and you might just hear the answers!

Thanks!

Detective Dan

Then say, "Ok, Deep Down Detectives! Put on your best listening ears and see if you can find the answers to Detective Dan's questions. When I finish telling the story, we will see if we can answer all of his questions."

Read the Bible Truth story, putting up the storyboard pictures as you tell it. At the end of the story, repeat the questions and lead the children in answering them. Present the gospel and close in prayer.

Answers to assignment questions, the gospel and ACTS prayer are also included at the end of the story text.

Answers:

1. Which four pictures belong in the story and which two do not?

The harp, sling shot, giant and lion are in the story. The flashlight and tiger are not.

2. Which one did David use to praise God? How?

David used the harp to praise God. He thought about God and sang songs of praise from his heart as he played his harp.

For You and Me:


David thought about God and sang praises to Him. God worked in his heart, helping David know and love Him. God can help us know and love Him, too, as we think about Him and praise Him.



A Stream




A Lion







DDD 1.1 Lesson 3 Listening Assignment Clue Picture1 for kids



DDD 1.1 Lesson 3 Listening Assignment Clue Picture 2 for kids




A Giant



A Tiger



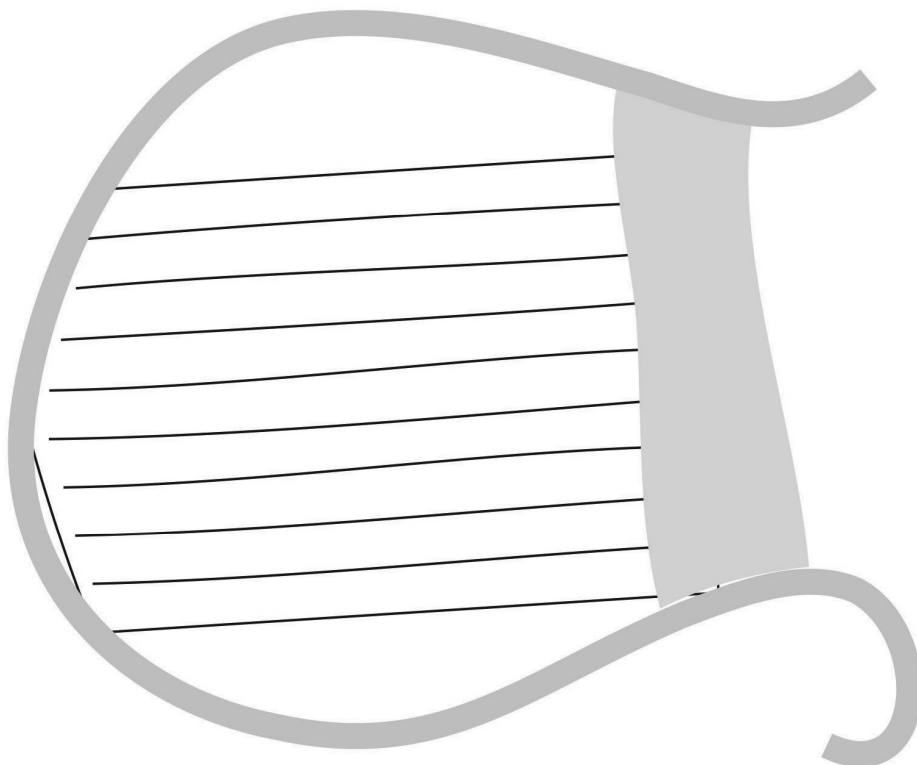
DDD 1.1 Lesson 3 Listening Assignment Clue Picture3 for kids



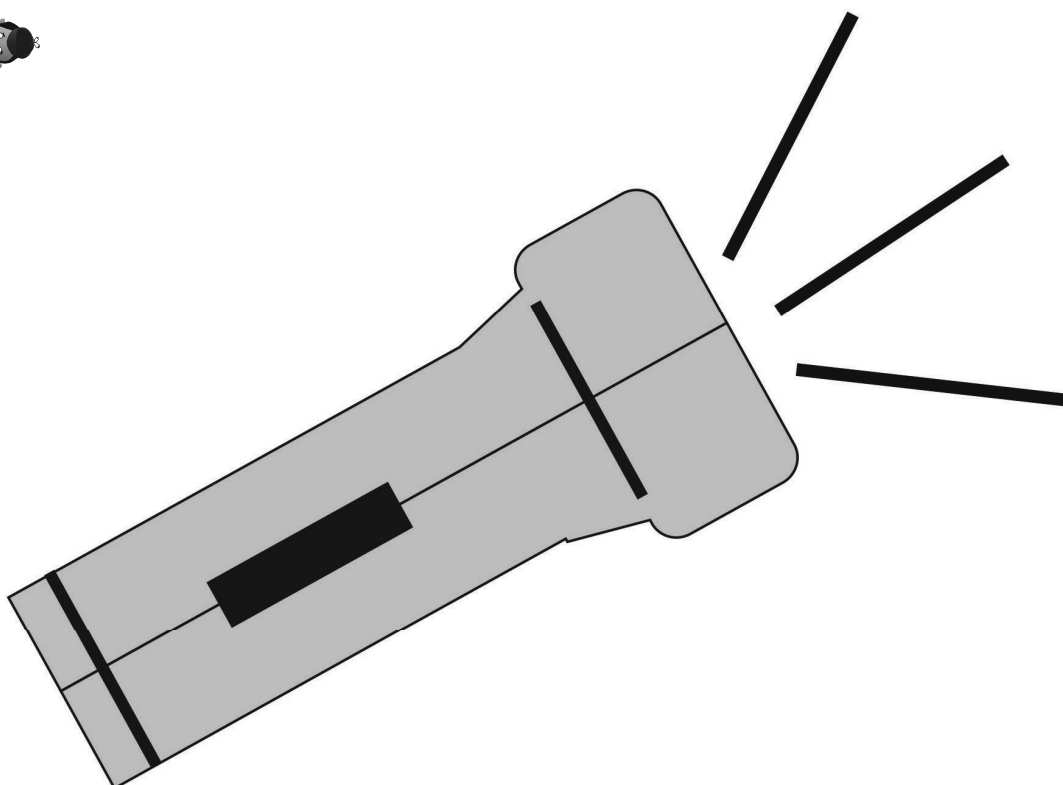
DDD 1.1 Lesson 3 Listening Assignment Clue Picture 4 for kids



A Harp




A Flashlight





DDD 1.1 Lesson 3 Listening Assignment Clue Picture 6 for kids



DDD 1.1 Lesson 3 Listening Assignment Clue Picture 5 for kids