


BIG QUESTION I



How can I know what God is like?



ANSWER:

He shows me what He's like!

VISUAL
AID

#1

take out



of BQB

The Big Question

Hold up the Big Question sign for all the children to see, and say:

The Big Question we are investigating today is
Big Question Number 1:

How Can I Know What God Is Like?
and the Answer is:
He Shows Me What He's Like!

Meaning:
"God made us. He wants us to know what He is like so we can know Him, love Him, and praise Him.

God shows us what He is like by the heart He gave us to know and love Him; through all of His creations we see around us; through His Word, the Bible; and most of all, through His very own Son, Jesus Christ."

Let's sing our Big Question Song: "




Big Q & A I Song

DDD ESV Songs 1, track 12

(adapted version of "This Is the Way We Wash Our Clothes")

How can I know what God is like,
God is like, God is like?
How can I know what God is like?
He shows me what He's like!

BIG QUESTION 1: Four ways God shows us what He's like



Visual
Aid

#2

take out



Big
Question
of the Week

of BOB

This Unit's Bible Truths

"God shows me what He's like" is a good beginning, but there's so more to learn. So it's time for us to dig down even deeper for more answers to our Big Question about God. We're going to be learning **FOUR** Bible truths that all tell us something about how God shows us what He's like.

Who would like to hand me the picture with our four Bible truths on it? It's in the Big Question Box/Briefcase? *"Choose a child to get it out and hand it to you, then hold it up and show them the pictures with the four truths they will be learning."*

After everyone has had a good look, say...

"Ok, we've learned one way God shows us what He's like already. It's this one: God shows me what He's like through the heart He gave me to know and love Him (point to pictures as you identify each Bible Truth).. Now let's look at our Bible Truth Clue and see if we can figure out which of these four truths we will be learning about today. Who would like to get it out of the Big Question Briefcase for me?"

Choose a child to open the briefcase, take out the Bible Truth Clue and hand it to you.

CAN YOU GUESS BIBLE TRUTH 2?

How Can I Know What God Is Like?

He Shows Me What He's Like...

in ???? I see all around me!

HINT: What did God make that we see around us?



ANSWER: in EVERYTHING I see all around me!

Revealing the Bible Truth We Are Learning

Hold up the front side for the children to see. Cover up the answer, written along the bottom, and say:

**“How Do I Know What God Is Like?
He Shows Me What He’s Like...
in ??? everything I see all around me!**

We’re missing one word. Here’s the hint to what the missing word is. It says: “What did God make that we see all around us?”

Can you guess? It’s everything!

So the Bible Truth we are learning today is:

(uncover answer from bottom of sign, show it to them and say:)

**“How Do I Know What God Is Like?
He Shows Me What He’s Like...
in EVERYTHING I see all around me!”**

And here what this Bible Truth means:

(read the meaning off of the back of the sign, say:)

God made everything. When we look at all the wonderful things He’s made, God shows us what He is like. I look at the mountains that God made and I can see that God must be very powerful. I look at the big sky full of stars twinkling far away and I know God must be very great. I look at the beautiful flowers He made and know God must love beautiful things. I look at a mother gently taking care of her children and I see a little bit of God’s love and tenderness. Everything that God made tells me about Him.



"The heavens declare the glory of God, and the sky above proclaims his handiwork. Day to day pours out speech, and night to night reveals knowledge. There is no speech, nor are there words, whose voice is not heard. Their voice goes out through all the earth, and their words to the end of the world." Psalm 19:1-4

DDD 1.2 Bible Verse Picture--front

take out

Place
verse in



Visual
Aid
#4

of BQB

Bible Truth 2 Bible Verse

Remove the Bible Verse Picture from the "Bible" folder and hold it up for all the children to see, then say:

Psalms 19:1-4 tells us:

Psalms 19:1-4, ESV

"The heavens declare the glory of God, and the sky above proclaims his handiwork. Day to day pours out speech, and night to night reveals knowledge. There is no speech, nor are there words, whose voice is not heard. Their voice goes out through all the earth, and their words to the end of the world."

Learn a Little: "The heavens declare the glory of God."

What does that mean?

We look up at the heavens (the sky) and what do we see? Millions of stars twinkling softly above us at night; and, the glorious sun shining down on us all day long.

God made these great stars! God made this wonderful sun! They are the work of His hands; that is, He created them. Their brightness reminds us of how great and wonderful God is to make such great and wonderful things.

Every day and night the sun, moon and stars tell us about God. They don't speak to us with a voice with words like you and I use. God didn't give them that gift. But they do tell us about Him. God made them so great and beautiful that everyone in the whole world can look up and be reminded of Him--the great and beautiful God who made them, and us, and all of the good things in the world around us.

"We've said our Bible verse, now let's sing it!"

"We've said our Bible verse, now let's sing it!"

The Heavens Declare:

Psalms 19:1-4

DDD ESV Songs 1, track 24

The heavens declare the glory of God,
The sky proclaims His handiwork.
Day to day pours out speech,
Night to night reveals knowledge,
There is no speech who's voice is not heard,
Their words go out to the end of the earth.
The heavens declare the glory of God,
The sky proclaims His handiwork.
Psalm Nineteen: one through four.

"Now it's time to do a bit more deep down investigating. Let's hear what Detective Dan wants us to help him figure out. Would someone like to get it out for me?"

take out




of BQB

Place in



Visual Aid



Detective Dan's Listening Assignment #1

Detective Dan's Listening Assignment #1



Hi, Deep Down Detectives!
I'm working on a brand-new case called:
"The Case of the Whispering World."

I need to find out:

1. Who is the great Creator that the world whispers to us about?

AND

2. Who did Paul tell about this great Creator? What did he hope they would do?

Can you help me? Listen carefully to the story and you might just hear the answers!

Thanks!

Detective Dan

Then say, "Ok, Deep Down Detectives! Put on your best listening ears and see if you can find the answers to Detective Dan's questions. When I finish telling the story, we will see if we can answer all of his questions."

Read the Bible Truth story, putting up the storyboard pictures as you tell it.

At the end of the story, repeat the questions and lead the children in answering them. Present the gospel and close in prayer.

Answers to assignment questions, the gospel and ACTS prayer are also included at the end of the story text.

Answers:

1. Who is the great Creator that the world whispers to us about? The LORD, the one, true God.

2. Who did Paul tell about this great Creator? What did he hope they would do? Paul told the people of Lystra about Him. He hoped that they would turn away from their sins and trust in Jesus as their Savior.

For You and Me:

Like the people of Lystra, we can look around us and see what God is like. How good He has been to us! How many ways He has cared for us and given us good things to enjoy. Best of all, He's told us the good news of Jesus. Like the people of Lystra, He wants us to turn away from our sins and trust in Jesus as our Savior. Then we can be His people who know Him and His wonderful love for us!



Detective Dan's Listening Assignment #2

Detective Dan's

Listening Assignment #2



Hi, Deep Down Detectives!

I'm still working on the case called:

"The Case of the Whispering World."

Our Bible verse is Psalm 19:1-4, ESV:

"The heavens declare the glory of God, and the sky above proclaims his handiwork. Day to day pours out speech, and night to night reveals knowledge. There is no speech, nor are there words, whose voice is not heard. Their voice goes out through all the earth, and their words to the end of the world."

I need to find out:

1. Who did Paul want to learn about God by looking at the sky and everything else God had made?

AND

2. What did he want those people to know and do?

Can you help me? Listen carefully to the story and you might just hear the answers!

Thanks for your help!

Detective Dan

Then say, "Ok, Deep Down Detectives! Put on your best listening ears and see if you can find the answers to Detective Dan's questions. When I finish telling the story, we will see if we can answer all of his questions."

Read the Bible Truth story, putting up the storyboard pictures as you tell it. At the end of the story, repeat the questions and lead the children in answering them. Present the gospel and close in prayer.

Answers to assignment questions, the gospel and ACTS prayer are also included at the end of the story text.

Answers:

Our Bible Verse is: Psalm 19:1-4:

"The heavens declare the glory of God, and the sky above proclaims his handiwork. Day to day pours out speech, and night to night reveals knowledge. There is no speech, nor are there words, whose voice is not heard. Their voice goes out through all the earth, and their words to the end of the world."

1. Who did Paul want to learn about God by looking at the sky and everything else that God had made? The people of Lystra.

2. What did he want those people to know and do? Paul wanted them to turn away from their sins and trust in Jesus as their Savior so they could be saved and be God's dearly loved people forever.

For You and Me:

Like the people of Lystra, the best thing we can do is to turn away from our sins and trust in Jesus as our Savior. Then we can be His people who know Him and His wonderful love for us!

take out




of BQB

Place in



Visual Aid



Detective Dan's Listening Assignment #3

Detective Dan's

Listening Assignment #3



Hi, Deep Down Detectives!

I'm still working on the case called:

"The Case of the Whispering World."

I found **SIX** clues, but **TWO** of them are **NOT** in the story. They are: **some enemies; a lame man; a hat; food; birds; and an umbrella.**

Hold up each of the six pictures for the children to see as you identify them. Better yet, put them up on your flannelgraph board, off to one side.

I need to know:

1. Which four belong in the story and which two don't?
2. Who confessed their sins to God? What happened?

Can you help me? Listen carefully to the story and you might just hear the answers!

Thanks!

Detective Dan

Then say, "Ok, Deep Down Detectives! Put on your best listening ears and see if you can find the answers to Detective Dan's questions. When I finish telling the story, we will see if we can answer all of his questions."

Read the Bible Truth story, putting up the storyboard pictures as you tell it. At the end of the story, repeat the questions and lead the children in answering them. Present the gospel and close in prayer.


Answers to assignment questions, the gospel and ACTS prayer are also included at the end of the story text.

Answers:


1. **Which four belong in the story and which two don't?** The enemies, lame man, food and birds belong in the story. The hat and umbrella do not.
2. **Who confessed their sins to God? What happened?** The lame man and others in Lystra confessed their sins to God and trusted in Jesus as their Savior. God forgave their sins and made them His special people forever. How happy they were to get to know and love God!

For You and Me:

We, too, have sinned against God. There are many things we can confess to Him and ask for His forgiveness. We, too, can turn away from our sins and trust in Jesus as our Savior. He loves to hear and answer prayers like these! He wants us to forgive us and make us His special people!




Some Enemies



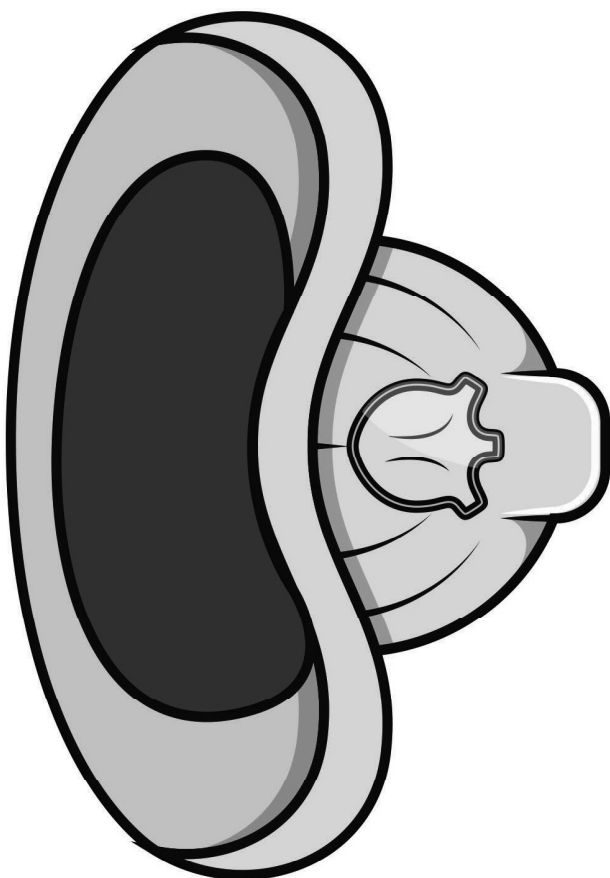
A Lame Man




DDD 1.2 Lesson 3 Listening Assignment Clue Picture1 for kids



DDD 1.2 Lesson 3 Listening Assignment Clue Picture 2 for kids




A Hat



Food



DDD 1.2 Lesson 3 Listening Assignment Clue Picture3 for kids




DDD 1.2 Lesson 3 Listening Assignment Clue Picture 4 for kids



Birds




An Umbrella





DDD 1.2 Lesson 3 Listening Assignment Clue Picture 5 for kids



DDD 1.2 Lesson 3 Listening Assignment Clue Picture 6 for kids