


---

## Big Question 2, Bible Truth 2 Storyboard Background Pictures Key (BG)

---

Put these pictures in place on your storyboard BEFORE you tell your story.

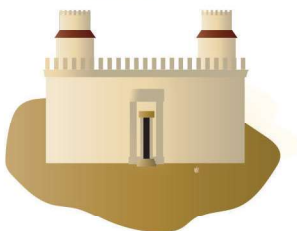
**BG1 Country to the East**




**BG2 Jerusalem**




**BG3 Herod's Palace**



**BG4 Bethlehem**



**BG5 Door to Mary  
and Joseph's House**



## Big Question 2, Bible Truth 2 Storyboard Pictures Key (SB)

Store these pictures in numerical order in your HSK Bible Folder.

Add these to your story as you tell it. Numbers correspond to placement order.

**SB1 People Excited about Magi**



**SB10 Magi Going to Bethlehem**



**SB2 The Magi Asking about the New King**



**SB11 Magi at Mary and Joseph's House**



**SB3 The Special Star**



**SB12 Mary, Joseph and Jesus**



**SB4 King Herod in His Palace**



**SB13 The Magi Give Their Gifts**



**SB5 People Telling the King Who The Magi Were Looking For**



**SB14 The Magi Warned to Not Go Back to Herod**



**SB6 Herod's Plan to Get Rid of the New King**



**SB15 God Warns Joseph in a Dream**



**SB16 Jesus Grows Up**



**SB7 Look in the Bible to Find Where the Savior King Will Be Born**



**SB17 Jesus Dies on The Cross to Save God's People**



**SB8 The Teachers Who Know God's Word**



**SB9 King Herod Ordering the Magi to Find the New King**



Note: Use sticky tac putty rather than velcro on back of pictures placed on top of other pictures.

