


DEEP DOWN DETECTIVES

**Curriculum Resources
for Unit 1, Bible Truth 4:**



**How Can I Know What God Is Like?
He Shows Me What He's Like...
through His very own Son,
Jesus Christ!**

Session Prep (especially good for newbies!)

Pray!




Pray for the Holy Spirit to be at work in your and the children's hearts.

Review



If new to the curriculum, look at the **Getting Started with Deep Down Detectives section of the Core Curriculum book.** (p.5) It will be especially helpful to read through the Deep Down Detectives section of **The Praise Factory Tour: Extended Version Book.** This is a visual way to understand what goes on in the classroom. (A pdf of the book is found in the samples section on the website.)

Look through and Learn the Lesson



Read over **lesson plan.** Practice any **songs or action rhymes** you are using. Choose/make up motions to go with these. Choose less with younger children and more with older preschoolers. **Practice the lesson with the visual aids** and using the Big Question Box/Briefcase.

Read and Rehearse the Bible Story with Pictures



Read the Bible story from the Bible. Read the curriculum version. Practice telling it with the storyboard pictures. (If you have not previously laminated the story pictures, do that now.)

Let There Be Music



Download the music and listen to the songs. Choose which of the songs you will use with the children. If using live musicians, make sure they have the sheet music (Appendix A, Core Curriculum book).

Put the Props in Place



1. Prepare your Visual Aids. Put the Big Question, Unit Bible Truths, Bible Truth, Bible Verse, and Listening Assignment signs, as well as the Bible Story script in one side of the Bible folder.
2. Get out your storyboard. Put all background pictures in place (they have a BG by the number). Put the rest of the storyboard pictures (these have a SB by the number) in order of use in the other side of the Bible folder.
3. Put the DDD Bible Folder as well as the Big Question sign in the Big Question Box/Briefcase and shut it. If your box/briefcase has locks and you want to use the unlocking the box as part of your session, lock it now....but make sure you have the key or know the code first.
4. Prepare the music CD or sheet music or mp3 device for use in your session.

Set Out Free Play Activities



Choose and set up free time activities you will use with the children. Choose a variety of different activities that will be enjoyed by different types of children. Rotate the activities you provide to keep them interesting and fresh to your children. (Suggestions in Appendix D, Core Curriculum books.)

Prepare Any Activities



Choose which (if any) of the Bible Truth games and crafts activities you want to use in the session. Bear in mind your time frame as well as the developmental abilities and attention span of your children as you decide which/how many to prepare. **Look over the Discussion Sheet** and choose a few questions you might use to spark discussion with the children as they do their activities (especially good for ages 3's+). Pray for God to give you opportunities to talk about these things with the children.

Let Them Take It with Them



Make copies of the craft/take home sheets, if you are not already using them as one of your activities. You may also want to make copies of the story (see take-home version of each story included in Appendix C with the other take home resources) to have for parents to use with their children at home. There's a link on each craft/take home sheet to the story, if you don't make hard copies.

Store It



After your session is over, collect the resources and store them for future use. This curriculum can be used over and over for years to come.

Unit 1: The God Who Reveals Himself

UNIT OVERVIEW

"God made us. He wants us to know what He is like so we can know Him, love Him, and praise Him.

God shows us what He is like by the heart He gave us to know and love Him; through all of His creations we see around us; through His Word, the Bible; and most of all, through His very own Son, Jesus Christ."

In this unit we will learn four ways God does this.

UNIT BIBLE VERSE: Amos 4:13

"For behold, He who formed the mountains, creates the winds, and declares to man what is His thought. The LORD, the God of hosts, is His name."

BIG QUESTION UNDER INVESTIGATION: How Do I Know What God Is Like?

ANSWER: He Shows Me What He's Like...

OPTIONAL BIG QUESTION 1 INTRODUCTION LESSON (Use Hide 'n' Seek Kids Unit 1 Material)

Story: The Case of the Old Man Who Looked for God *Luke 2:25-32*

Bible Verse: Amos 4:13

BIBLE TRUTH 1: By the Heart He Gave Us to Know and Love Him (3 Lessons Available)

Story: The Case of the Young Man with Something Special Inside

1 Samuel 17:1-11, 34-58; Psalm 19; Psalm 23

Bible Verse: Psalm 63:1,5

BIBLE TRUTH 2: In Everything I See All Around Me (3 Lessons Available)

Story: The Case of the Whispering World *Acts 14*

Bible Verse: Psalm 19:1-4

BIBLE TRUTH 3: In the Bible, the Perfect Word of God (3 Lessons Available)

Story: The Case of the Word on Wheels *Acts 8*

Bible Verse: Psalm 119:18,72-73

➔ BIBLE TRUTH 4: In His Very Own Son, Jesus Christ (3 Lessons Available)

Story: The Case of the One-of-a-Kind Man *Matthew 8:23-27; Mark 4:35-41; Luke 8:22-25*

Bible Verse: John 14:9

Deep Down Detectives ESV Songs 1 Track Numbers

This is a listing of all songs mentioned in the unit curriculum. You may or may not choose to use all of the songs. They are listed in easy-reference order--NOT in the order used in the curriculum.

You may choose to simply burn a CD/load them onto an mp3 device in this order. Or, you may want to do what we do: choose the songs we want to use and create a playlist of them in that order. Then, we burn a CD/upload the playlist onto an mp3 device. A teacher only has to click forward to the next song, instead of hunting for the right track. The track number have been included as part of the title of each song, so teachers will still have a reference to the track number listed in the curriculum (same as those listed below), even if you change the order on your customized playlist.

SONGS USED EVERY UNIT OF THE CURRICULUM

- 1 The Classroom Song v.1
- 2 The Classroom Song v.2
- 3 The Classroom Song v.3
- 4 The Classroom Song v.4
- 5 Deep Down Detectives Theme Song
- 6 The Classroom Rules Song
- 7 Let's Pray Song
- 8 The Big Question Box Song
- 9 The Bible Chant Song
- 10 ACTS Prayer Song (Short Version)
- 11 ACTS Prayer Song (Full Version)

Why the Extra Songs?

Deep Down Detectives is a curriculum used by a wide age-span of kids. Sometimes one of the other songs is a better fit for your kids. Or, you may simply want to teach them more songs on the same Bible Truth. Use as many or as few as you want.

UNIT 1: THE GOD WHO REVEALS HIMSELF

- 12 Big Q & A 1 Song
- 13 Big Question 1 Song: How Can I Know What God Is Like?
- 14 Big Question 1 Bible Verse Song: The LORD Declares Amos 4:13, ESV
- 15 *Extra Big Question 1 Bible Verse Song: He Who Declares His Thought Amos 4:13, ESV (different version)*
- 16 *Extra Big Question 1 Bible Verse Song: He Who Forms the Mountains Amos 4:13, ESV (different version)*
- 17 *Extra Big Question 1 Bible Verse Song: For Behold Amos 4:23, ESV (different version)*
- 18 *Extra Big Question Bible Verse Song: Behold Amos 4:23, ESV (different version)*
- 19 Big Question 1 Hymn: Joyful, Joyful, We Adore Thee
- 20 Big Question 1 Praise Song: Oh, Oh, Oh, How Good Is the Lord!

How Do I Know What God Is Like? He Shows Me What He's Like...

Bible Truth 1: By the Heart He Gave Me to Know and Love Him

- 21 Bible Verse: O God, You Are My God Psalm 63:1,5, ESV
- 22 *Extra Bible Verse: You Are My God Psalm 63:1,5, ESV*
- 23 *Extra Bible Verse: As a Deer Psalm 42:1-2, HCSB*

Bible Truth 2: In Everything I See All Around Me

- 24 Bible Verse: The Heavens Declare Psalm 19:1-4, ESV
- 25 *Extra Bible Verse: O LORD, Our Lord Psalm 8:1,3-4, ESV*

Bible Truth 3: In the Bible, the Perfect Word of God

- 26 Bible Verse: Open My Eyes Psalm 119:18,72-73, ESV

Bible Truth 4: Through His Very Own Son, Jesus Christ

- 27 Bible Verse: Whoever Has Seen Me John 14:9, ESV
- 28 *Extra Bible Verse: The Son is the Radiance Hebrews 1:3, ESV*

Big Question 1, Bible Truth 4 Overview: Key Concepts

P:1

UNIT 1: The God Who Reveals Himself

Unit Big Question (and Answer): “How Can I Know What God Is Like? He Shows Me What He’s Like!”

Unit Bible Verse: “For behold, He who formed the mountains, creates the winds, and declares to man what is His thought. The LORD, the God of hosts, is His name.” Amos 4:13 ESV

Bible Truth 4 Concept: God Shows Me What He’s Like...through His very own Son, Jesus Christ!

When Jesus came to earth, He showed us what God is like. Jesus never, ever disobeyed God. He showed that God is perfectly good. Jesus always told people what was true and right. He showed that God is perfectly wise. He could heal people and calm big storms with just His word. He showed us that God is all powerful. Jesus suffered and died on the cross for the sins of God’s people. He showed that God hates sin, but is full of love and mercy. Jesus shows us what God is like more than anything else because Jesus is God.

Bible Truth 4 Bible Verse: John 14:9

“Whoever has seen me has seen the Father.”

Learn a Little: “Whoever has seen me has seen the Father.”

Meaning:

When Jesus lived on earth, people were amazed at everything He said and did. Jesus explained why: it was because He was God’s Son who had come down from heaven to save us and bring us to God. When people listened to Jesus teach, they were listening to God teach. When they watched Jesus do amazing things, they were watching God do these amazing things. Jesus was showing them what God, His Father in heaven, was like. When we hear the stories of Jesus in the Bible, we can know more of what God is like, too!

Bible Truth 4 ACTS Prayer

- A** We praise you, God, that You show us what You are like! We praise You, Jesus, for coming to earth to show us what God is like: so good, so powerful, so loving, so perfect!
- C** God, when we think about Jesus we know that You want us to live like He did; but, we do not. We disobey You and do things our own way, instead of Your good way. Please forgive us through Jesus.
- T** Thank You for wanting us to know You. Thank You for giving us Jesus so we can know what You are like. Thank You for sending Him to save all who turn to You for forgiveness and trust in Him as their Savior.
- S** Work deep inside our hearts so we can know more and more of You! Help us to know what You are like when we read about Jesus in the Bible. Help us to turn away from disobeying You and trust in Jesus as our Savior. In Jesus’ name we pray. Amen.

Bible Truth 4 Story

The Case of the One-of-a-Kind Man

Matthew 8:23-27; Mark 4:35-41; Luke 8:22-25

Big Question 1, Bible Truth 4 Overview: Key Concepts**p.2****Songs Used in Bible Truth 4**

Big Q & A 1 Song

Big Question 1 Song

Big Question 1 Bible Verse Song: The LORD Declares Amos 4:13, ESV

Extra Big Question 1 (Unit) Bible Verse Song: He Who Declares His Thought Amos 4:13, ESV

Extra Big Question 1 (Unit) Bible Verse Song: He Who Forms the Mountain Amos 4:13, ESV

Extra Big Question 1 (Unit) Bible Verse Song: Behold Amos 4:13, ESV

Extra Big Question 1 (Unit) Bible Verse Song: For Behold Amos 4:13, ESV

Big Question 1 Hymn: Joyful, Joyful, We Adore Thee

Big Question 1 Praise Song: Oh! Oh! Oh! How Good is the Lord

Bible Truth 4 Bible Verse Song: Anyone Who's Seen Me John 14:9, ESV

Bible Truth 4 Extra Bible Verse Song: The Son is the Radiance Hebrews 1:3, ESV

1. GETTING STARTED

= follow the stars for a short & simple lesson plan

Intake Activity Ideas	Choose one of these open-ended activities to include children as they join the class:	
Free Play Time <i>suggestions in Appendix D</i>	★ Offer your own or some of the easy-to-make, free play activities suggested in Appendix D.	
OR Sing-along Music Time <i>lyrics and sheet music, Appendix A</i>	<p>Music from Deep Down Detectives (DDD) ESV Songs 1:</p> <p>Big Q & A 1 Song <i>DDD ESV Songs 1, track 12</i></p> <p>Big Question 1 Song <i>DDD ESV Songs 1, track 13</i></p> <p>Big Question 1 (Unit) Bible Verse Song:</p> <p> The LORD Declares Amos 4:13, ESV <i>DDD ESV Songs 1, track 14</i></p> <p>Extra Big Question 1 (Unit) Bible Verse Song:</p> <p> He Who Declares His Thought Amos 4:13, ESV <i>DDD ESV Songs 1, track 15</i></p> <p>Extra Big Question 1 (Unit) Bible Verse Song:</p> <p> He Who Forms the Mountains Amos 4:13, ESV (other version) <i>DDD ESV Songs 1, track 16</i></p> <p>Extra Big Question 1 (Unit) Bible Verse Song:</p> <p> Behold Amos 4:13, ESV (different version) <i>DDD ESV Songs 1, track 17</i></p> <p>Extra Big Question 1 (Unit) Bible Verse Song:</p> <p> Behold Amos 4:13, ESV (different version) <i>DDD ESV Songs 1, track 18</i></p> <p>Big Question 1 Hymn:</p> <p> Joyful, Joyful, We Adore Thee <i>DDD ESV Songs 1, track 19</i></p> <p>Big Question 1 Praise Song:</p> <p> Oh! Oh! Oh! How Good is the Lord <i>DDD ESV Songs 1, track 20</i></p> <p>Bible Truth 4 Bible Verse Song:</p> <p> Whoever Has Seen Me John 14:9, ESV <i>DDD ESV Songs 1, track 27</i></p> <p>Bible Truth 4 Extra Bible Verse Song:</p> <p> The Son is the Radiance Hebrews 1:3, ESV <i>DDD ESV Songs 1, track 28</i></p> <p><i>Add more fun to Sing-along Music Time by adding a Music, Movement & Memory Activity. These activities are listed on p.10 of this lesson plan with the Response Activities. Instructions found in Appendix B.</i></p>	
OR Bible Verse Memory Game <i>instructions found in Appendix B</i>	<p>Lesson 1 Game: Lily Pad Jump</p> <p>Lesson 2 Game: Loud and Soft, Big and Little</p> <p>Lesson 3 Game: Simon Says How</p> <p><i>These activities are also included on p.10 of this lesson plan with the Response Activities.</i></p>	
2. OPENING CIRCLE TIME (introduce the Bible Truth and tell the related Bible story)		
Gathering the Children <i>lyrics and sheet music, Appendix A</i>	<p><i>Sing verse 1 of The Classroom Song to gather the children for Circle Time.</i></p> <p>The Classroom Song, verse 1 <i>DDD ESV Songs 1, track 1</i></p> <p>Let's gather together to worship God, Let's gather together to worship God, Let's gather together to worship God, Come gather here with me!</p>	
Welcome to Deep Down Detectives	★ "Welcome to Deep Down Detectives. We're so glad you've joined us! Detectives are people who look for answers to questions. In Deep Down Detectives, we look for answers to big questions about God. We dig deep down in the truths of God's Word to find them."	

Lesson Plan: Big Question 1, Bible Truth 4 use with all THREE lessons

p.2

2. OPENING CIRCLE TIME, continued

= follow the stars for a short & simple lesson plan

<p>Deep Down Detectives Theme Song</p> <p><i>lyrics and sheet music, Appendix A</i></p>	<p>"Let's sing our Deep Down Detectives Theme Song."</p> <p>★ Deep Down Detectives Theme Song <i>DDD ESV Songs 1, track 5</i></p> <p>We're Deep Down Detectives, diggin' deep in God's Word, For truths about God and His plans for this world, We're seeking to love Him, with all of our heart, We're Deep Down Detectives! Come on! Let's start!</p>
<p>Classroom Rules Song</p> <p><i>lyrics and sheet music, Appendix A</i></p>	<p>There are two very important things that Deep Down Detectives do together: we worship God and we love one another. Our Classroom Rules Song reminds us how we should act. Let's sing it."</p> <p>Classroom Rules Song <i>DDD ESV Songs 1, track 6</i></p> <p>Shh, be quiet while someone is talking, Raise your hand, if you have something to say, Don't touch your friend, sitting beside you, Obey your teachers, Be kind as you play. These are our classroom rules, These are our classroom rules, They help us worship God and love one another, These are our classroom rules.</p>
<p>Opening Prayer Time</p> <p><i>lyrics and sheet music, Appendix A</i></p>	<p>"Children, we need God's help to keep these rules. Let's ask Him to help us right now. Let's get ready and pray."</p> <p>Let's Pray <i>DDD ESV Songs 1, track 7</i></p> <p>1-2-3! Fold your hands, Bow your head, Close your eyes. Let's pray! <i>(repeat)</i></p> <p>"Let's pray:"</p> <p>★ Opening Prayer</p> <p>Dear Lord, We're so glad to get to gather together to worship You! Please help us keep the classroom rules. Please help us to love You and learn about You today. In Jesus' name we pray. Amen.</p>

Lesson Plan: Big Question 1, Bible Truth 4 use with all THREE lessons**p.3****2. OPENING CIRCLE TIME, continued**

= follow the stars for a short & simple lesson plan

Reveal the Big Question**Introduce the Big Question Box/Briefcase**

lyrics and sheet music,
Appendix A

"Detectives INVESTIGATE things. That means they ask questions and look for answers. Deep Down Detectives investigate big questions about God. The Big Question we are investigating today is right inside our Big Question Box/Briefcase.

The Big Question Box Song

DDD ESV Songs 1, track 8

We've got a big box,
All closed up and locked,
Filled with the truths of God's Word.

We've got a brief case,
There's no time to waste,
Come on, kids, let's open it up!

The Big Question under Investigation

VISUAL take out
AID



of BQB

Big Question &
Answer Sign, front side

*found in the DDD Unit 1
Visual Aids, ESV Book

Ok, who would like to open it up for me and pull out the Big Question?"

Choose a child to open the box/briefcase, take out the Big Question and hand it to you, then hold up the Big Question sign for all the children to see, and say:

The Big Question we are investigating today is Big Question Number 1:

How Can I Know What God Is Like?

and the Answer is:

He Shows Me What He's Like!

Big Question Meaning

"God made us. He wants us to know what He is like so we can know Him, love Him, and praise Him.

God shows us what He is like by the heart He gave us to know and love Him; through all of His creations we see around us; through His Word, the Bible; and most of all, through His very own Son, Jesus Christ."

Big Question Songs

"Let's sing our Big Question Song:

Big Q & A 1 Song**Big Q & A 1 Song**

DDD ESV Songs 1, track 12

lyrics and sheet music,
Appendix A

(adapted version of "This Is the Way We Wash Our Clothes")

How can I know what God is like,
God is like, God is like?
How can I know what God is like?
He shows me what He's like!

2. OPENING CIRCLE TIME, continued

= follow the stars for a short & simple lesson plan

**Learning about
the Big Question
(use one or both)***Repeat the Big Question and Answer again:**"How Can I Know What God Is Like? He Shows Me What He's Like!"**Say: "Hmmm, I wonder what that means... Let's do our action rhyme (or sing our song) that explains it."**Then do the action rhyme/sing the song for them, using the question cues and motions suggested (or other ones of your choosing.)***Big Question
Action Rhyme****Big Question 1 Action Rhyme****(POSSIBLE ACTIONS)**

My heart can know and love God,
 He made everything I see.
 Big, tall mountains, galloping horses,
 Every bird and bee.
 God gave me the Bible to read,
 And hear of His mighty deeds!
 But best of all, best of all,
 He sent Jesus, His Son, to save me!

place hand over heart
cup hand over eye and look around
gallop in place

make open book with flat hands
hold up flexed arm

point to self

**Big Question
(Action Rhyme)
Song** *lyrics and sheet music,
Appendix A***Big Question 1 (Action Rhyme) Song***DDD ESV Songs 1, track 13***(POSSIBLE ACTIONS)**

I have a very big question,
 A big question 'bout God,
 I have a very big question,
 It's Big Question Number One,
 I wanna know...

hold up 1 finger

Refrain:
 How can I know what God is like?
 How can I know what God is like?
 How can I know what God is like?
 He shows me what He's like!

Verse 1:
 My heart can know and love God,
 He made everything I see.
 Big tall mountain, galloping horses,
 Every little bird and bee. *Refrain*

place hand over heart
cup hand over eye and look around
gallop in place

Verse 2:
 He gave us the Bible, His Word,
 To learn of His mighty deeds,
 But most of all, through Jesus, His Son,
 God shows Himself to me. *Refrain*

make open book with flat hands
hold up flexed arm

point to self

Lesson Plan: Big Question 1, Bible Truth 4

use with all THREE lessons

p.5**2. OPENING CIRCLE TIME, continued**

= follow the stars for a short & simple lesson plan

Learning the Bible Truth

VISUAL take out

AID

#2

of BQB

VISUAL AID

All the Bible Truths Sign

★ "God shows me what He's like" is a good beginning, but there's so more to learn. So it's time for us to dig down even deeper for more answers to our Big Question about God. We're going to be learning **FOUR** Bible truths that all tell us something about how God shows us what He's like.

Who would like to hand me the picture with our four Bible truths on it? It's in the Big Question Box/Briefcase? "Choose a child to get it out and hand it to you, then hold it up and show them the pictures with the four truths they will be learning."

Bible Truth Clue

VISUAL take out

AID

#3

of BQB

Bible Truth Clue Sign,
front side
VISUAL AID

After everyone has had a good look, say...

"Ok, we've learned three ways God shows us what He's like already. They are: God shows me what He's like through the heart He gave me to know and love Him; God shows me what He's like in everything I see all around me; and, God shows me what He's like in the Bible, the perfect Word of God (point to pictures as you identify each Bible Truth). Now let's look at our Bible Truth Clue and see if we can figure out which of these four truths we will be learning about today. Who would like to get it out of the Big Question Briefcase for me?"

Choose a child to open the briefcase, take out the Bible Truth Clue sign and hand it to you. Hold up the front side for the children to see. Cover up the answer, written along the bottom, and say:

"How Do I Know What God Is Like?

He Shows Me What He's Like...

through His very own Son, ????!

Hint

We are missing one word. Here's the hint to what the missing word is. It says: "What's the name of God's very own Son?"

Can you guess? It's Jesus!

So the Bible Truth we are learning today is:

(uncover answer from bottom of sign, show it to them and say:)

★ **"How Do I Know What God Is Like?**

He Shows Me What He's Like...

through His very own Son, Jesus Christ !

Bible Truth Meaning

★ And here what this Bible Truth means:

(read the meaning off of the back of the sign, say:)

When Jesus came to earth, He showed us what God is like. Jesus never, ever disobeyed God. He showed that God is perfectly good. Jesus always told people what was true and right. He showed that God is perfectly wise. He could heal people and calm big storms with just His word. He showed us that God is all powerful. Jesus suffered and died on the cross for the sins of God's people. He showed that God hates sin, but is full of love and mercy. Jesus shows us what God is like more than anything else because Jesus is God.

Lesson Plan: Big Question 1, Bible Truth 4 use with all THREE lessons**p.6****2. OPENING CIRCLE TIME, continued**

= follow the stars for a short & simple lesson plan

Learning the Bible Verse**The Bible Chant Song**lyrics and sheet music,
Appendix A

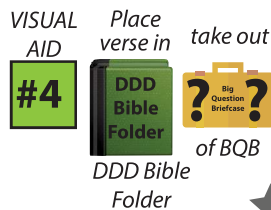
"And how do I know this is true? God tells me so in His special book, the Bible."

Say or sing the Bible Chant Song.

The Bible Chant Song

DDD ESV Songs 1, track 9

The Bible, the Bible,
Let's get out the Bible.
Let's hear what God has to say.
The Bible, the Bible,
God's given us the Bible.
It's His Word for us to learn and obey! Yay!

Bible VerseDDD 1.1 Bible Verse-front
side (in the DDD Bible folder)*found in the DDD Unit 1
Visual Aids, ESV Book

"Who would like to get our Bible folder out of the Big Question Briefcase for me?"

Choose a child to open the briefcase, take out the "Bible" folder and hand it to you. Remove the Bible Verse Picture from the "Bible" folder and hold it up for all the children to see, then say:

John 14:9 tells us:

John 14:9, ESV

"Whoever has seen me has seen the Father."

Learn a Little: "Whoever has seen me has seen the Father."**Bible Verse Meaning****What does that mean?**

When Jesus lived on earth, people were amazed at everything He said and did. Jesus explained why: it was because He was God's Son who had come down from heaven to save us and bring us to God. When people listened to Jesus teach, they were listening to God teach. When they watched Jesus do amazing things, they were watching God do these amazing things. Jesus was showing them what God, His Father in heaven, was like. When we hear the stories of Jesus in the Bible, we can know more of what God is like, too!

2. OPENING CIRCLE TIME, continued



= follow the stars for a short & simple lesson plan

Bible Verse
Song

lyrics and sheet music,
Appendix A

You might also enjoy:

The Son Is the Radiance:
John 14:9, ESV,
DDD ESV Songs 1,
track 28

We've said our Bible verse, now let's sing it!

Whoever Has Seen Me: John 14:9, ESV

DDD ESV Songs 1, track 27

Whoever has seen me,
Has seen the Father.
Whoever has seen me,
Has seen the Father.

Whoever, Whoever,
Has seen me,
Has seen me,







Whoever has seen me,
Has seen the Father.
John Fourteen, verse nine.

Lesson Plan: Big Question 1, Bible Truth 4

use with all THREE lessons

p.8**2. OPENING CIRCLE TIME, continued**

= follow the stars for a short & simple lesson plan

Getting into the Case	<p>"Now it's time to do a bit more deep down investigating. Let's hear what Detective Dan wants us to help him figure out. Would someone like to get it out for me?"</p>
Listening Assignments <div style="display: flex; align-items: center;"> <div style="text-align: center; margin-right: 10px;"> <i>Place in</i>  </div> <div style="text-align: center;"> <i>take out</i>  </div> </div> <div style="text-align: center; margin-top: 5px;"> <i>of BQB</i> </div>	<p>NOTE: Listening assignments are most suitable for ages 3+. Skip straight to the Bible story (see bottom of this page), if working with 2 year olds.</p> <p>"Let's open up our listening assignment and see what we are supposed to figure out today.</p> <p><i>Choose a child to take out the Listening Assignment (from the DDD Bible Folder) and hand it to you. Read Detective Dan's letter to the children that includes the listening assignment. The listening assignments are summarized below:</i></p>
<div style="text-align: center;"> <i>VISUAL AID</i>  <i>DDD Unit 1 Visual Aids, ESV</i> </div>	<p><u>Detective Dan's Lesson #1 Listening Assignment:</u></p> <p>I need to find out:</p> <ol style="list-style-type: none"> 1. Who was the One-of-a-Kind man? 2. What made Him so different from everyone else?
<div style="text-align: center;"> <i>VISUAL AID</i>  <i>DDD Unit 1 Visual Aids, ESV</i> </div>	<p><u>Detective Dan's Lesson #2 Listening Assignment:</u></p> <p>Our Bible Verse is John 14:9, ESV:</p> <p>"Whoever has seen me has seen the Father."</p> <p>I need to find out:</p> <ol style="list-style-type: none"> 1. The Father is a special name for God. Who did people see who showed them what God the Father is like? 2. Why did this One-of-a-Kind man show them so much about what God the Father is like?
<div style="text-align: center;"> <i>VISUAL AID</i>  <i>*Listening Assignment #3 includes the Assignment Sheet, plus 4 clue pictures*</i> <i>DDD Unit 1 Visual Aids, ESV</i> </div>	<p><u>Detective Dan's Lesson #3 Listening Assignment:</u></p> <p>I found six clues, but only 4 of them are in the story.</p> <p>They are: a boat; a lifesaver; a fish; the wind; some people; and, some waves.</p> <p><i>Hold up each of them for the children to see as you identify them.</i></p> <p>I need to figure out:</p> <ol style="list-style-type: none"> 1. Which four belong in our story? 2. What amazing thing did Jesus do to the waves and the winds with just His words? Who is the only Person who can do things like this?
<p>Tell the Bible Story</p> <div style="text-align: center; margin-top: 10px;"> <i>Place story & pics in</i> <div style="display: flex; align-items: center;"> <div style="text-align: center; margin-right: 10px;">  </div> <div style="text-align: center;">  </div> </div> <i>take out of BQB</i> </div> <div style="text-align: center; margin-top: 5px;"> <i>DDD Unit 1 Visual Aids, ESV</i> </div> <p>Story text included in this book right after this lesson plan and in Visual Aids book</p>	<p>★ <u>Then say,</u> "Ok, Deep Down Detectives! Put on your best listening ears and see if you can hear the answers to Detective Dan's questions. When I finish telling the story, we will see if we can answer all the questions."</p> <p>★ Bible Story: The Case of the One-of-a-Kind Man</p> <p><i>Matthew 8:23-27; Mark 4:35-41; Luke 8:22-25</i></p> <p><i>Read the Bible Truth story, putting up the storyboard pictures as you tell it. Then, have the children answer the listening assignment. Present the gospel and lead in prayer.</i></p> <p><small>*Answers to questions; the gospel; and, ACTS prayer are included with the story text.*</small></p>

Lesson Plan: Big Question 1, Bible Truth 4

use with all THREE lessons

p.9**2. OPENING CIRCLE TIME, continued**


= follow the stars for a short & simple lesson plan

<p>Story Response Song(s)</p> <p>Hymn</p> <p><i>lyrics and sheet music, Appendix A</i></p>	<p><i>As attention span and time allow, you might want to end with one of the following songs which also tie in with the unit. If desired, use the Music and Movement activity ideas while singing (listed with the Response Activities).</i></p> <p>Joyful, Joyful We Adore Thee, part of vs.1,2 <i>DDD ESV Songs 1, track 19</i></p> <div style="display: flex; justify-content: space-between;"> <div style="width: 45%;"> <p>Verse 1</p> <p>Joyful, joyful, we adore Thee, God of glory, Lord of love, Hearts unfold like flowers before Thee, Opening to the sun above.</p> </div> <div style="width: 45%;"> <p>Verse 2</p> <p>All Thy works with joy surround Thee, Heaven an earth reflect Thy rays, Stars and angels sing around Thee, Center of unbroken praise.</p> </div> </div> <p>Tie-in: "Children, the Lord shows us what He is like. He opens our hearts and let's us see how wonderful He is. He fills us with joy and we want to adore Him. Let's adore God right now!"</p>
<p>Praise Song</p> <p><i>lyrics and sheet music, Appendix A</i></p>	<p>Praise Song: Oh! Oh! Oh! How Good Is the Lord <i>DDD ESV Songs 1, track 20</i></p> <p>Verse 1</p> <p>Oh! Oh! Oh! How good is the Lord, Oh! Oh! Oh! How good is the Lord, Oh! Oh! Oh! How good is the Lord, I never will forget what He has done for me.</p> <p>Verse 2</p> <p>He shows Himself to me, How good is the Lord, He shows Himself to me, How good is the Lord, He shows Himself to me, How good is the Lord, I never will forget what He has done for me.</p> <p>Tie-in: "Children, how good the Lord is to show us what He's like! We would never know if He didn't show us. Let's praise Him right now!"</p>
<p>Transition to Activities</p>	<p>3. TAKING ACTION: Response Activities <i>(choose from among these activities)</i></p> <p>★ Well, Deep Down Detectives, you've done a great job diggin' deep down for answers in the truths of God's Word. Now it's time to enjoy some activities."</p> <p><i>Tell children what activity/s you are providing for them: either free play or some of the response activities listed below. When you are ready to dismiss the children, use this song to help them to transition in an orderly fashion to their next activity.</i></p>
<p>Classroom Song, verse 2</p> <p><i>lyrics and sheet music, Appendix A</i></p>	<p>"Children, let's sing our Time to Play Song. When we are finished you may get up and walk over to our next activity."</p> <p>Classroom Song, verse 2 <i>DDD ESV Songs 1, track 2</i></p> <p>We've gathered together to worship God, We've gathered together to worship God, And now it's time to play.</p> <p><i>Dismiss the children to whatever activities you have prepared for them to do.</i></p>

Lesson Plan: Big Question 1, Bible Truth 4

use with all THREE lessons

p.10**3. TAKING ACTION: Response Activities** (choose from among these activities) ★ = short & simple lesson plan

Response Activities	Choose one or more activities appropriate for your children, based on classroom time and developmental needs. Add the Discussion Sheet to any activity for deeper learning. ★
Bible Verse Memory Game <i>game directions, Appendix B</i>	<p>Though listed with the opening activities, you may choose to use this Bible verse game here instead (or as a repeat).</p> <ul style="list-style-type: none"> Lesson 1 Game: Lily Pad Jump Lesson 2 Game: Loud and Soft, Big and Little Lesson 3 Game: Simon Says How <div>Use the Discussion Sheet with this activity for even deeper learning ★</div>
Music, Movement & Memory Activity <i>game directions, Appendix B</i>	<p>A music activity that uses the songs from the Bible Truth and Big Question unit.</p> <ul style="list-style-type: none"> DDD Songs for this Bible Truth, plus: Lesson 1 Activity: Clap, Tap and Say Lesson 2 Activity: Block Clappers Lesson 3 Activity: Lullabies, Bells and Lions <div>Use the Discussion Sheet with this activity for even deeper learning ★</div>
Bible Story Review Game <i>game directions, Appendix B</i>	<p>A game that uses the storyboard pictures from the story to review the story.</p> <ul style="list-style-type: none"> Lesson 1 Game: Going Fishing Lesson 2 Game: Pony Express Lesson 3 Game: Who's Inside? <div>Use the Discussion Sheet with this activity for even deeper learning ★</div>
Coloring Pages/ Take Home Sheets <i>in Appendix C</i> 	<p>A coloring sheet related to the lesson assignment questions is provided for each lesson. On the back of each sheet are the key concepts, a few questions and a song for parents to use with their children.</p> <p>NOTE: Upgrade your coloring sheet to a more interesting craft by offering simple embellishments, such as jiggly eyes, craft sand, glitter, glitter glue, colored paper dots (made with a hole punch), fabric scraps, etc. Make cut-to-size glued-on clothes, hair, etc for characters by using a copy of the coloring sheet, cutting out the selected portions and making them the patterns for whatever you want to cut out of fabric, paper, foil, etc.</p> <ul style="list-style-type: none"> Lesson 1 Coloring Sheet Emphasis: Bible Truth Lesson 2 Coloring Sheet Emphasis: Bible Verse Lesson 3 Coloring Sheet Emphasis: ACTS Prayer <div>Use the Discussion Sheet with this activity for even deeper learning ★</div>
Extra Crafts: Big Question Craft <i>in Appendix C</i> Bible Verse Craft <i>in Appendix C</i> Bible Story Puzzle <i>in Appendix C</i>	<p>These crafts are slightly more complex than the coloring/take home sheets:</p> <p>The Bible Concept Go-and-Tell Craft is a craft that summarizes the Bible concept and includes the Bible verse. It is for those desiring more than a coloring sheet. This more complex craft will involve gluing, sticking, etc. Can be used at any time.</p> <p>The Bible Story Coloring Sheet provides a tie in between the Bible story and the Bible truth they are learning.</p> <p>The Storyboard Picture Placement Page has been made into a puzzle that can be cut out and re-assembled by the children. This provides a nice summary of the story.</p> <div>Use the Discussion Sheet with these activities for even deeper learning ★</div>
Free Play Activities ★ <i>ideas in Appendix D</i>	Offer your own or some of the easy-to-make, free play activities suggested in Appendix D.

Lesson Plan: Big Question 1, Bible Truth 4

use with all THREE lessons

p.11**4. CLOSING CIRCLE TIME** *(End-of-session activities for the last 5-10 minutes of class time)*

★ = short & simple lesson plan

<p>Transition to Closing Circle</p> <p>Classroom Song, verse 3</p> <p><i>lyrics and sheet music, Appendix A</i></p>	<p><i>Use this song to help the children to transition in an orderly fashion. Start singing this song and ask the children to gather with you for Closing Circle Time.</i></p> <p>Classroom Song, verse 3 <i>DDD ESV Songs 1, track 3</i></p> <p>It's time to get ready to go and tell, It's time to get ready to go and tell, Come gather here with me.</p>
<p>Closing Circle Time</p> <p>Classroom Song, verse 4</p> <p><i>lyrics and sheet music, Appendix A</i></p>	<p><i>When children are settled in the circle, say:</i></p> <p>"It's almost time for your parents to come pick you up. And do you know what that means? It means.... (draw this out to build anticipation and excitement)...that it's almost time to go home and....it's almost time to...Go and Tell! We have learned some big news about God today. God wants us to take and tell it to the whole world!"</p> <p>Classroom Song, verse 4 <i>DDD ESV Songs 1, track 4</i></p> <p>So what's our big news to go and tell, So what's our big news to go and tell, Can you tell me now?</p>
<p>Big News to Tell</p> <p>Big Question 1</p> <p><i>VISUAL AID</i></p> <p>#1</p> <p><i>*found in the DDD Unit 1 Visual Aids, ESV Book</i></p> <p><i>lyrics and sheet music, Appendix A</i></p> <p>Big Question 1, Bible Truth 4</p> <p><i>VISUAL AID</i></p> <p>#3</p>	<p>"Let's see....there's so much big news to tell! There's so much we've learned!</p> <p>First of all, can you tell me the answer to our Big Question: "How can I know what God is like?" <i>Hold up the Bible Truth Clue Picture.</i></p> <p>Say the answer with me: "He shows me what He's like!"</p> <p><i>(If desired, you can sing one/both of the Big Question songs.)</i> <i>DDD ESV Songs 1, tracks 12,13</i></p> <p>And what's one way He does this? What did we learn? <i>Point to the picture.</i></p> <p>Through His very own Son, Jesus Christ!"</p> <p>"And how do I know this is true? Can you tell me? Say it with me: "The Bible tells me so!" That's right!</p>
<p>Big Question 1 Bible Truth 4 Bible Verse</p> <p><i>VISUAL AID</i></p> <p>#4</p> <p><i>*found in the DDD Unit 1 Visual Aids, ESV Book</i></p> <p><i>lyrics and sheet music, Appendix A</i></p>	<p>We learned: John 14:9, ESV:</p> <p>"Whoever has seen me has seen the Father."</p> <p>Learn a Little: "Whoever has seen me has seen the Father."</p> <p>"When Jesus lived on earth, people were amazed at everything He said and did. Jesus explained why: it was because He was God's Son who had come down from heaven to save us and bring us to God. When people listened to Jesus teach, they were listening to God teach. When they watched Jesus do amazing things, they were watching God do these amazing things. Jesus was showing them what God, His Father in heaven, was like. When we hear the stories of Jesus in the Bible, we can know more of what God is like, too!"</p> <p><i>(If desired, you can sing the Bible verse song.)</i> <i>DDD ESV Songs 1, track 27</i></p>

Lesson Plan: Big Question 1, Bible Truth 4

use with all THREE lessons

p.12**4. CLOSING CIRCLE TIME, continued**

= follow the stars for a short & simple lesson plan

Closing ACTS Prayer Time ACTS Prayer Chant <i>lyrics and sheet music, Appendix A</i>	<p><i>Let's ask God to help us to remember this and even tell others this good news. Let's get ready and pray our ACTS prayer.</i></p> <p><i>And what does ACTS mean? Let's sing/say our ACTS Prayer Chant!</i></p> <p>ACTS Prayer Chant Song <i>DDD ESV Songs 1, tracks 10,11</i></p> <p>A, Adoration: God, we praise You! C, Confession: Forgive us our sins. That's the ACTS prayer, my friend, T, Thanksgiving: Thank You for Jesus, Bow head, Close your eyes, Shhh, S, Supplication: Help us to live like Him. Let's begin!</p>
Closing ACTS Prayer	<p>"Let's pray!"</p> <p><i>Lead the children in the ACTS prayer for this Bible Truth.</i></p> <p>A We praise you, God, that You show us what You are like! We praise You, Jesus, for coming to earth to show us what God is like: so good, so powerful, so loving, so perfect!</p> <p>C God, when we think about Jesus we know that You want us to live like He did; but, we do not. We disobey You and do things our own way, instead of Your good way. Please forgive us through Jesus.</p> <p>T Thank You for wanting us to know You. Thank You for giving us Jesus so we can know what You are like. Thank You for sending Him to save all who turn to You for forgiveness and trust in Him as their Savior.</p> <p>S Work deep inside our hearts so we can know more and more of You! Help us to know what You are like when we read about Jesus in the Bible. Help us to turn away from disobeying You and trust in Jesus as our Savior.</p> <p>In Jesus' name we pray. Amen.</p>
5. TAKING IT HOME <i>(Take Home Sheet)</i>	
Clean up and Dismissal	<p> "Now it's time to work together and clean up." <i>Have the children join you in cleaning up the room.</i></p>
Coloring Pages/ Take Home Sheets <i>in Appendix C</i>	<p> <i>Give out the craft/take home sheet and any other papers from the session, as you dismiss children from class.</i></p> <p><i>(Reminder: The back side of the coloring page is the take home sheet for each lesson.)</i></p>
Bible Story to Take-Home <i>in Appendix C</i>	<p>You may also want to include a copy of the story along with the take home sheet. (However, each coloring sheet/take home sheet includes a note to parents telling them where they can download the story from the parents' resources section on the website.)</p>

Bible Story for Big Question 1, Bible Truth 4 use with all THREE lessonsPlace
story in

take out

P.1

The Case of the One-of-the-Kind Man*Matthew 8:23-27; Mark 4:35-41; Luke 8:2-25***Story-telling Tips**

Ahead of time:

1. Read the Bible verses and story. Pray!
2. Choose story action cues and/or prepare storyboard figures, if using. (Included in the Visual Aids books)
3. Practice telling story with the storyboard pictures, timing your presentation. Shorten, if necessary.

During your presentation:

1. Maintain as much eye contact as possible as you tell the story.
2. Put up storyboard figures/add story action cues as you tell the story. Allow the children to help you put them on the board, if desired.
3. Include the children in your story with a few questions about what they think will happen or words/concepts that might be new to them.

INTRODUCTION/ LISTENING ASSIGNMENTS

"Our story is called: The Case of the One-of-the-Kind Man. Here is your listening assignment..." *Read from Detective Dan's Listening Assignment signs, but questions are summarized below:*

Detective Dan's Lesson #1 Listening Assignment:

I need to find out:

1. **Who was the One-of-a-Kind man?**
2. **What made Him so different from everyone else?**

Detective Dan's Lesson #2 Listening Assignment:**Our Bible Verse is John 14:9, ESV:***"Whoever has seen me has seen the Father."*

I need to find out:

1. **The Father is a special name for God. Who did people see who showed them what God the Father is like?**
2. **Why did this One-of-a-Kind man show them so much about what God the Father is like?**

Detective Dan's Lesson #3 Listening Assignment:

I found six clues, but only 4 of them are in the story.

They are: a boat; a lifesaver; a fish; the wind; some people; and, some waves.

Hold up each of them for the children to see as you identify them.

I need to figure out:

1. **Which four belong in our story?**
2. **What amazing thing did Jesus do to the waves and the winds with just His words? Who is the only Person who can do things like this?**

Read the assignment questions, THEN SAY,

"Ok, Deep Down Detectives! Put on your best listening ears and see if you can hear the answers to Detective Dan's questions. When I finish telling the story, we will see if we can answer all the questions."

Read the Bible Truth story, answer questions, present the gospel and lead in prayer.

Listening Assignments answers; the gospel; and, an ACTS prayer are included with the story text at the end.

The Case of the One-of-a-Kind Man *Matthew 8:23-27; Mark 4:35-41; Luke 8:22-25*

Story with lines separating paragraphs (text in bold, optional interaction cues in italics) Numbers correspond to storyboard pictures and placement upon the storyboard. Always feel free to use less pictures, if it's best for your kids. Simply black out the numbers next to pictures you do not plan to use. All pictures are found in the Visual Aids book. Put BG (background) pictures on storyboard ahead of time. SB pictures (listed below in story text) are added to board as you tell the story. These numbers are also found on the back of each picture.

Tip: Stack pictures in numerical order before telling story for easy use. Use sticky-back velcro to attach pictures to storyboard felt. Use sticky-tac putty to stick a picture on top of another picture.

(SB1) Jesus went to the big, beautiful Sea of Galilee. (SB2) Jesus' disciples and (SB3) many other people followed Him. They wanted to hear what Jesus had to tell them about God.

Step, step, into a bouncy boat (SB4) Jesus went. He pushed it out from shore a little ways, then sat down. From the boat, Jesus would talk to everyone on the beach so they could see Him and hear Him.

All day long, the people listened to what Jesus had to say. They listened to Him as the sun started up in the sky in the morning. They listened to Him as the sun (move BG3) was hot and shone straight down on their heads. And they listened as the sun (move BG3) dipped down to the west at the end of the day.

Does all day seem like a very long time to be still and listen? Do you have a hard time being still and listening?

All day is a VERY long time to be still and listen; but, Jesus was worth it! Jesus was (SB5) a One-of-a-Kind Man. Jesus was perfect! He never did anything wrong. And... He wasn't just a man. He was (SB6) God's Son!

No one had ever (SB7) talked about God the way Jesus did. And no one had ever done (SB8) all the amazing things that Jesus did--like heal the sick, bring dead people back to life, and even (SB9) forgive people's sins! Everything He did, and said, and even thought was good, and perfect, just like God, His Father. So when Jesus talked about God, the people couldn't wait to hear. They were happy to stay still on that beach all day, listening to Jesus. Oh, how they wanted to know God!

When evening came, Jesus said to His disciples: "Let's sail to the other side of the lake."

(SB10) The disciples climbed in the boat with Jesus. They pulled on the ropes to raise the sails. Other (SB 11,12) people got in their own boats and went with them.

The (SB13) sweet wind blew in the sails and the men took up the oars and rowed and rowed. Off the boats sailed over the gentle little waves of the Sea of Galilee.

I think those men were happy to row after being still and listening on that beach all day. I would be, wouldn't you? It would feel good to DO something.

What do you like to do after sitting still for a long time?

Yes, those men may have been happy for some work, but not Jesus. (SB14) He was so tired! He couldn't keep His eyes open. He had been teaching all those people about God all day long. It was hard work!

So Jesus did what any of us would do if we had worked so hard and were so tired.

Can you guess what it was?

He slept!

Story with lines separating paragraphs (text in bold, optional interaction cues in italics)

Yes, (SB15) Jesus lay down on a cushion in the back of the boat. The wind cooled his head, the waves rocked his body. Jesus closed his eyes and fell fast asleep. Ahhh!

But suddenly, that calm, peaceful evening changed--and changed very, very quickly. Down from the hills, (SB16) a big, powerful wind began to blow. Whoosh it went across the lake and tossed up the water. The little waves which had been so gentle and soothing, grew bigger and bigger and stronger and stronger!

(SB17, 18,19) Crash, crash! The waves slapped the sides of the boats, tossing them up and down...and side to side. Whoosh! Whoosh! (SB20) The wind grew even stronger! (SB21,22,23) Crash! Crash! The waves grew even bigger. Now the waves weren't just hitting the sides of the boats...they were (SB24) splashing INTO the boats. If this storm kept up, the boats would sink and everyone would drown! Everyone was so scared!

Have you ever been in a big storm? Were you scared?

Well, that's not quite right. Not EVERYONE was scared. There was one man in the boat with the disciples, in the middle of those big winds that went WHOOSH and those big waves that went CRASH... and He wasn't scared at all. It was that One-of-a-Kind Man, Jesus. What do you think He was doing?

Can you guess?

Jesus just kept on sleeping right through that big storm! He wasn't worried at all. He knew that God, His Father would take care of them. Jesus knew that even this storm was a part of His good and perfect plan to show His disciples and the others out in the storm that He was God's Son. Jesus kept right on sleeping, even as the storm kept right on raging.

And what did the disciples do? They kept right on panicking! Their boat was filling up with water. There was no way to (SB25) dump it out fast enough. It was sinking lower and lower and lower into the water. Soon the boat would sink and they would drown out in those big waves! Help!!!!

What would you do, if you were in that storm?

The disciples scrambled their way to the back of that bouncing boat to where Jesus lay asleep and shouted, "Wake up! Wake up! Teacher, we're going to die in this storm! Don't You care?! Save us! Save us! (SB26) Do something!"

Jesus wasn't sleeping now. He woke up and came to their rescue. And what a rescue it would be! The kind of rescue that only the One-of-a-Kind Man could do.

(SB27) Jesus stood up on His feet in that wobbly, bouncy boat and yelled out in a big voice. "Peace! Be still!" He said to the wild, whoshing wind. "Peace! Be still!" He said to the crushing, crashing waves.

And do you know what happened?

Can you guess?

Bible Story for Big Question 1, Bible Truth 4 use with all THREE lessons

P.4

Story with lines separating paragraphs (text in bold, optional interaction cues in italics)

The wind stopped its wild whooshing (take off SB16,20). And the waves stopped their crushing, crashing (take off SB17-19,21-24). And everything became as quiet and as still as they could be.

Jesus' disciples looked at each other, amazed at what they had seen Jesus do. They were afraid, too.

(SB28) "Who is this Jesus that He can tell the wind and waves what to do and they obey Him!?" they asked each other. What makes Him such a One-of-a-Kind man?

But even as they asked the question, they knew the answer.

Do you know the answer?

Only God could tell the wind and waves what to do. Jesus wasn't just a man like them. He was a One-of-a-Kind Man. He was God's Son, (point to SB6 on board) sent to show the world what God is like and sent to be their Savior. God was using this windstorm to help Jesus' disciples begin to understand exactly who Jesus really was and put their trust in Him.

Cracking the Case: (story wrap-up for Listening Assignments)

It's time to see how we did with our Listening Assignment.

Detective Dan's Lesson 1 Listening Assignment:

1. Who was the One-of-a-Kind man? Jesus.

2. What made Him so different from everyone else?

Jesus was the only man who never disobeyed God. And Jesus was not just a man. He was the Son of God, too.

For You and Me:

Jesus shows us what God is like most of all because He is God's Son. There is no one like Him! And what did Jesus come to do? He came to save sinners from their sins and bring them to God. He saves all who turn away from their sins and trust in Jesus as their Savior. He can save us, too. We, too, can be God's people!

Detective Dan's Lesson 2 Listening Assignment:

Our Bible Verse is: John 14:9, ESV

"Whoever has seen me has seen the Father."

1. The Father is a special name for God. Who did people see who showed them what God the Father is like? Jesus.

2. Why did this One-of-a-Kind man show them so much about what God the Father is like? Because Jesus is God! Yes, Jesus is God's Only Son.

For You and Me:

How amazing that God would send His only Son to show us what He's like... and to do even more than that! God sent Jesus to bring us to God--that is, to save us from our sins. Jesus did this when He suffered and died on the cross. He saves all who turn away from their sins and trust in Jesus as their Savior. He can save us, too. We, too, can be God's people!

Detective Dan's Lesson 3 Listening Assignment:

Our six clues were: a boat; a lifesaver; a fish; the wind; some people; and, some waves.

1. Which four belong in our story?

The boat; the wind; some people; and some waves.

2. What amazing thing did Jesus do to the waves and the winds with just His words? Who is the only Person who can do things like this?

He calmed them with just His word. Only God can!

For You and Me:

Jesus showed the disciples that He was God's Son by calming the wind and waves with just His word. How powerful was Jesus! Why? Because Jesus is God! How even more powerful Jesus was when He beat sin and death. He suffered and died on the cross for the sins of all who would ever turn away from their sins and trust in Him as their Savior! He rose from the dead on the third day! How powerful is the Son of God! We should praise Him and put our trust in Him as our mighty Savior!

The Gospel (story wrap-up if NOT using Listening Assignments)**Our Bible Truth is:**

How Can I Know What God Is Like?

He Shows Me What He's Like...

through His very own Son, Jesus Christ!

Jesus showed God's mighty power when He calmed the storm with just His words! But Jesus did something that showed EVEN MORE of God's mighty power! Jesus chose to suffer and die on the cross as our Savior to pay for our sins. On the third day, God raised Jesus from the dead, showing that He had really beaten sin and death. Now that's mighty power!

If we turn away from our sins and trust in Jesus as our Savior, we can receive this wonderful of salvation from God. We can know special closeness with God in our hearts. And when we die, we can go to live with God forever.

Close in prayer.

Closing ACTS Prayer

- A** We praise you, God, that You show us what You are like! We praise You, Jesus, for coming to earth to show us what God is like: so good, so powerful, so loving, so perfect!
- C** God, when we think about Jesus we know that You want us to live like He did; but, we do not. We disobey You and do things our own way, instead of Your good way. Please forgive us through Jesus.
- T** Thank You for wanting us to know You. Thank You for giving us Jesus so we can know what You are like. Thank You for sending Him to save all who turn to You for forgiveness and trust in Him as their Savior.
- S** Work deep inside our hearts so we can know more and more of You! Help us to know what You are like when we read about Jesus in the Bible. Help us to turn away from disobeying You and trust in Jesus as our Savior. In Jesus' name we pray. Amen.

Go to Lesson Plan, p.9 for the script to the rest of the lesson.

Deep Down Discussion Sheet

use with all THREE lessons

Use with all
response activities
for deeper learning**P.1***Questions to aid discussion of the key concepts and for use in games*

Be familiar with these questions and answers. Look for opportunities to ask questions and discuss their answers, such as while the children work on their coloring pages, as part of their response games, or during play time. Remember: your goal isn't to ask all these questions or only talk to the children about these things. It is to be deliberate in having good conversations with the children as you are able.

<p>BIG QUESTION</p> <p>Meaning</p> <p>Discussion Questions</p>	<p>How Can I Know What God Is Like? He Shows Me What He's Like!</p> <p>"God made us. He wants us to know what He is like so we can know Him, love Him, and praise Him.</p> <p>God shows us what He is like by the heart He gave us to know and love Him; through all of His creations we see around us; through His Word, the Bible; and most of all, through His very own Son, Jesus Christ."</p> <p><i>choose a few</i></p> <ol style="list-style-type: none"> 1. How can I know what God is like? <i>He shows me what He's like.</i> 2. Who made us? <i>God did.</i> 3. What does God want us to know? <i>What He is like.</i> 4. Why does God want us to know Him? <i>So we can know Him, love Him, and praise Him.</i> 5. What does God do so we can know what He is like? <i>He shows us what He's like.</i> 6. Who can we ask to help us know what God is like? <i>God! He delights to help us!</i>
<p>BIBLE TRUTH</p> <p>Meaning</p> <p>Discussion Questions</p>	<p>He Shows Me What He's Like...through His very own Son, Jesus Christ!</p> <p>When Jesus came to earth, He showed us what God is like. Jesus never, ever disobeyed God. He showed that God is perfectly good. Jesus always told people what was true and right. He showed that God is perfectly wise. He could heal people and calm big storms with just His word. He showed us that God is all powerful. Jesus suffered and died on the cross for the sins of God's people. He showed that God hates sin, but is full of love and mercy. Jesus shows us what God is like more than anything else because Jesus is God.</p> <p><i>choose a few</i></p> <ol style="list-style-type: none"> 1. Who did Jesus show us when He came to earth to live? <i>God.</i> 2. Does God ever do bad things? <i>No. Did Jesus? No. Jesus is God. He is completely good.</i> 3. Does God ever tell someone the wrong thing to do? <i>No. Does Jesus? No. He is God. He is completely wise.</i> 4. How did Jesus show He was all powerful just like God His Father? <i>He healed people and calmed storms with just His words. He took the punishment for all who trust in Him to be their Savior when He died on the cross.</i> 5. Who shows us better than anyone else what God is like? <i>Jesus does, because He is God.</i>
<p>THE GOSPEL</p>	<p>What is God's good news for you and me? <i>The gospel!</i></p> <p>How can I know what God is like? He shows me what He's like through His very own Son, Jesus Christ. We can see what God is like through Jesus, more than anything or anyone else. What does Jesus show us about God? That God is holy and just. He hates sin and will put an end to it one day. Jesus also shows us that God is merciful and loving. He treats sinners so much better than they deserve. That's why Jesus died on the cross for God's people! To pay for their sins, so they could be forgiven by God and become His special people forever! How can we become God's special people? By saying "no" to disobeying God and trusting in Jesus as your Savior. If we do, God will forgive our sins and we can enjoy special closeness with Him now; and one day, go to live with Him forever.</p>

Deep Down Discussion Sheet

use with all THREE lessons

P.2*Questions to aid discussion of the key concepts and for use in games*

BIBLE TRUTH BIBLE VERSE	Whoever has seen me has seen the Father.” John 14:9
Meaning	<p>When Jesus lived on earth, people were amazed at everything He said and did. Jesus explained why: it was because He was God’s Son who had come down from heaven to save us and bring us to God. When people listened to Jesus teach, they were listening to God teach. When they watched Jesus do amazing things, they were watching God do these amazing things. Jesus was showing them what God, His Father in heaven, was like. When we hear the stories of Jesus in the Bible, we can know more of what God is like, too!</p>
Discussion Questions	<p><i>choose a few</i></p> <ol style="list-style-type: none"> 1. Who did Jesus say we can look at to know what God, the Father, is like? <i>We can look at Him.</i> 2. What are some things that Jesus shows us about God, the Father? <i>That He is good and great. He knows all things and is perfectly wise. He can do whatever He wants to do and He is always right in what He does.</i> 3. Why is Jesus able to show us so much about what God, the Father, is like? <i>Because Jesus is God!</i> 4. Where can we read more about Jesus? <i>In the Bible, God’s Word.</i> 5. What can we do if we want to know God? <i>We can ask God to help us to turn away from our sins and trust in Jesus as our Savior. He loves to answer these prayers!</i>
BIBLE STORY	<p>The Case of the One-of-the-Kind Man</p> <p><i>choose a few</i></p> <ol style="list-style-type: none"> 1. What happened when Jesus and His disciples got out on the lake? <i>A big windstorm came upon them.</i> 2. What was Jesus doing during the storm? <i>He was sleeping in the back of the boat on a cushion.</i> 3. Was Jesus worried about the storm? <i>No. He knew God would take care of them. He knew God would use the storm for good.</i> 4. What were the disciples afraid was going to happen to them? <i>The boat would fill up with water and they would drown.</i> 5. What did Jesus do to calm the storm? <i>He simply told the wind and the waves to be still.</i> 6. What did the disciples think when they saw Jesus stop the storm like this? <i>They were amazed and they were afraid.</i> 7. Who did Jesus’ disciples begin to know about Jesus? <i>He wasn’t just a man like them. He was also God’s Son.</i> 8. Today we learned that God shows us what He’s like by His Very Own Son, Jesus Christ. How did Jesus show what God is like to His disciples? <i>He told them about God when He talked to them. He showed them God’s great power when He calmed the storm.</i> 9. Do you know anyone who can calm a storm by telling it to stop? <i>No. Only God can do that.</i>