

DEEP DOWN DETECTIVES

**Curriculum Resources
for Unit 3, Bible Truth 1:**



**What Is the Gospel?
It's Salvation through Faith
in Jesus Christ...
God Made Us and
We Should Obey Him!**

Session Prep (especially good for newbies!)

Pray!



Pray for the Holy Spirit to be at work in your and the children's hearts.

Review



If new to the curriculum, look at the **Getting Started with Deep Down Detectives section of the Core Curriculum book.** (p.5) It will be especially helpful to read through the Deep Down Detectives section of **The Praise Factory Tour: Extended Version Book.** This is a visual way to understand what goes on in the classroom. (A pdf of the book is found in the samples section on the website.)

Look through and Learn the Lesson



Read over **lesson plan.** Practice any **songs or action rhymes** you are using. Choose/make up motions to go with these. Choose less with younger children and more with older preschoolers. **Practice the lesson with the visual aids** and using the Big Question Box/Briefcase.

Read and Rehearse the Bible Story with Pictures



Read the Bible story from the Bible. Read the Bible story from the Bible. Read the curriculum version. Practice telling it with the Storyboard (flannelgraph) Pictures or Story Scene Pictures.

Let There Be Music



Download the music and listen to the songs. Choose which of the songs you will use with the children. If using live musicians, make sure they have the sheet music (Appendix A, Core Curriculum book).

Put the Props in Place



1. Prepare your Visual Aids. Put the Big Question, Unit Bible Truths, Bible Truth, Bible Verse, and Listening Assignment signs, as well as the Bible Story script in one side of the Bible folder.
2. Get out your storyboard. Put all background pictures in place (they have a BG by the number). Put the rest of the storyboard pictures (these have a SB by the number) in order of use in the other side of the Bible folder. Or, put your Story Scenes in order, if using this resource instead.
3. Put the DDD Bible Folder as well as the Big Question sign in the Big Question Box/Briefcase and shut it. If your box/briefcase has locks and you want to use the unlocking the box as part of your session, lock it now....but make sure you have the key or know the code first.
4. Prepare the music CD or sheet music or mp3 device for use in your session.

Set Out Free Play Activities



Choose and set up free time activities you will use with the children. Choose a variety of different activities that will be enjoyed by different types of children. Rotate the activities you provide to keep them interesting and fresh to your children. (Suggestions in Appendix D, Core Curriculum books.)

Prepare Any Activities



Choose which (if any) of the Bible Truth games and crafts activities you want to use in the session. Bear in mind your time frame as well as the developmental abilities and attention span of your children as you decide which/how many to prepare. **Look over the Discussion Sheet** and choose a few questions you might use to spark discussion with the children as they do their activities (especially good for ages 3's+). Pray for God to give you opportunities to talk about these things with the children.

Let Them Take It with Them



Make copies of the craft/take home sheets, if you are not already using them as one of your activities. You may also want to make copies of the story (see take-home version of each story included in Appendix C with the other take home resources) to have for parents to use with their children at home. There's a link on each craft/take home sheet to the story, if you don't make hard copies.

Store It



After your session is over, collect the resources and store them for future use. This curriculum can be used over and over for years to come.

Unit 3: The Good News of God, the Gospel

UNIT OVERVIEW

Gospel means “good news.” In the Bible, the gospel is the good news that God sent His Son Jesus to save sinners like you and me from the punishment we deserve for our sins. That salvation is ours when we turn from our sins and trust in Jesus as our own Savior. Now that is good news indeed!

In this unit we will learn four ways the gospel is such good news.

UNIT BIBLE VERSE: John 3:16

“For God so loved the world that he gave his one and only Son, that whoever believes in him shall not perish but have eternal life.”

BIG QUESTION UNDER INVESTIGATION: What Is the Gospel?

ANSWER: It’s Salvation through Faith in Jesus Christ!

OPTIONAL Big Question 3 INTRODUCTION LESSON (Use Hide ‘n’ Seek Kids Unit 3 Material)

Story: The Case of the Stranger’s Very Good News *Acts 8:1-8*

Bible Verse: John 3:16

➔ BIBLE TRUTH 1: God Made Us and We Should Obey Him (3 Lessons Available)

Story: The Case of the God Who Was Different *Acts 17:16-33*

Bible Verse: Psalm 100:1-6

BIBLE TRUTH 2: We Have All Disobeyed God and Deserve His Punishment (3 Lessons Available)

Story: The Case of the Squabbling Brothers and Sisters *Romans*

Bible Verse: Ecclesiastes 7:20,29

BIBLE TRUTH 3: God Sent Jesus to Pay for the Sins of God’s People (3 Lessons Available)

Story: The Case of the Savior, from Start to Finish *Genesis, The Gospels*

Bible Verse: Psalm 119:18,72-73

BIBLE TRUTH 4: God Saves All Who Repent of Their Sins and Trust in Jesus as Their Savior

(3 Lessons Available)

Story: The Case of Cruddy Crete *Titus*

Bible Verse: Mark 1:15

Deep Down Detectives ESV Songs 3 Track Numbers

This is a listing of all songs mentioned in the unit curriculum. You may or may not choose to use all of the songs. They are listed in easy-reference order--NOT in the order used in the curriculum.

You may choose to simply burn a CD/load them onto an mp3 device in this order. Or, you may want to do what we do: choose the songs we want to use and create a play list of them in that order. Then, we burn a CD/upload the play list onto an mp3 device. A teacher only has to click forward to the next song, instead of hunting for the right track. The track number have been included as part of the title of each song, so teachers will still have a reference to the track number listed in the curriculum (same as those listed below), even if you change the order on your customized play list.

SONGS USED EVERY UNIT OF THE CURRICULUM

- 1 The Classroom Song v.1
- 2 The Classroom Song v.2
- 3 The Classroom Song v.3
- 4 The Classroom Song v.4
- 5 Deep Down Detectives Theme Song
- 6 The Classroom Rules Song
- 7 Let's Pray Song
- 8 The Big Question Box Song
- 9 The Bible Chant Song
- 10 ACTS Prayer Song (Short Version)
- 11 ACTS Prayer Song (Full Version)

Why the Extra Songs?

Deep Down Detectives is a curriculum used by a wide age-span of kids. Sometimes one of the other songs is a better fit for your kids. Or, you may simply want to teach them more songs on the same Bible Truth. Use as many or as few as you want.

UNIT 3: GOD'S GOOD NEWS, THE GOSPEL

- 12 Big Q & A 3 Song
- 13 Big Question 3 Song: What's the Gospel?
- 14 Big Question 3 Bible Verse Song: For God So Loved the World John 3:16 ESV
- 15 *Extra Big Question 3 Bible Verse Song: For God So Loved the World John 3:16 ESV (version 2)*
- 16 *Extra Big Question 3 Bible Verse Song: For God So Loved the World John 3:16 ESV (version 3)*
- 17 Big Question 3 Hymn: And Can It Be, v.1 Refrain
- 18 Big Question 3 Praise Song: I Have Decided to Follow Jesus

What Is the Gospel?

Salvation through Faith in Christ...

Bible Truth 1: God Made Us and We Should Obey Him

- 19 Bible Verse: Make a Joyful Noise Psalm 100:1-6 ESV
- 20 *Extra Bible Verse: Noise, Noise, Noise Psalm 100:1-4. ESV (other version)*
- 21 *Extra Bible Verse: O LORD of Hosts Isaiah 37:16, ESV*

Bible Truth 2: We Have All Disobeyed God and Deserve His Punishment

- 22 Bible Verse: There Is Not a Righteous Man Ecclesiastes 7:20,29, ESV
- 23 *Extra Bible Verse: Seek the Lord Isaiah 65:6-7, ESV*

Bible Truth 3: God Sent Jesus to Pay for the Sins of God's People

- 24 Bible Verse: He Was Pierced Isaiah 53:5, HCSB
- 25 *Extra Bible Verse: All We Like Sheep Isaiah 53:6 ESV*

Bible Truth 4: God Saves All Who Repent of Their Sins and Trust in Jesus

- 26 Bible Verse: The Time Is Fulfilled Mark 1:15, ESV
- 27 *Extra Bible Verse: The Time Mark 1:15, ESV (other version)*
- 28 *Extra Bible Verse: Everyone Who Names the Name 2 Timothy 2:19,22, ESV*
- 29 *Extra Bible Verse: Help Us, O God of Our Salvation Psalm 79:9, ESV*

Big Question 3, Bible Truth 1 Overview: Key Concepts**p.1****Unit 3: The Good News of God, the Gospel**

Unit Big Question (and Answer): What Is the Gospel? It's Salvation through Faith in Jesus Christ!

Unit Bible Verse: "For God so loved the world, that he gave his only Son, that whoever believes in him should not perish but have eternal life." John 3:16, ESV

Bible Truth 1 Concept: Salvation through Faith in Jesus Christ...God Made Us and We Should Obey Him

Who made the world and everything in it? God did! He made it perfectly, back in the very beginning! Everything He made was good. There was no sin in it. It was all just exactly as He planned.

Not only did God make us and the world we live in, He rules over it all. He takes care of us and keeps the world going. He gives us good laws to live by--and consequences if we disobey Him. God is our good King. He knows what is best for us and wants us to live that way. We should worship, love and obey Him.

Bible Truth 1 Bible Verse: Psalm 100:1-6, ESV

"Make a joyful noise to the LORD, all the earth! Serve the LORD with gladness! Come into his presence with singing! Know that the LORD, he is God! It is he who made us, and we are his; we are his people, and the sheep of his pasture. Enter his gates with thanksgiving, and his courts with praise!"

Learn a Little: "Know that the LORD, he is God! It is he who made us."

Meaning:

God is the good King and Creator of us all. God's people love to praise Him and tell Him how much they love Him and how wonderful He is. They are so happy to be His people who He cares for and loves. They thank Him for being so good to them.

Because God's people are so happy about being His people, it's not enough for them to quietly worship Him. They want to make a joyful noise and sing loudly to Him. They want everyone--the whole earth--to praise God along with them. They want them to gather together with them at church and sing, sing, sing to the LORD, the great and good king!

Bible Truth 1 ACTS Prayer

- A** God, we praise You for being the good Creator and King of the world.
- C** We confess that many times we rebel against You and Your good ways. We choose to live life our own way, instead. We need a Savior!
- T** Thank You for being our good Creator and King. Thank You for making everything in the world for Your good purposes. Thank You for being so merciful to us! Thank You for offering us salvation through Jesus, when we repent of our sins and trust Jesus as our Savior.
- S** God, work in our hearts. Help us to turn away from rebelling against You. Help us to trust in Jesus as our Savior. Help us to joyfully obey You, our good and great King. In Jesus' name we pray. Amen.

Big Question 3, Bible Truth 1 Overview: Key Concepts**p.2****Bible Truth 1 Story****The Case of the God Who Was Different***Acts 17:16-33***Songs Used in Bible Truth 1**

Big Question 3 Bible Verse Song: For God So Loved the World John 3:16 ESV

*Extra Big Question 3 Bible Verse Song: For God So Loved the World John 3:16 ESV (version 2)**Extra Big Question 3 Bible Verse Song: For God So Loved the World John 3:16 ESV (version 3)*

Big Question 3 Hymn: And Can It Be, v.1 Refrain

Big Question 3 Praise Song: I Have Decided to Follow Jesus

Bible Truth 1 Bible Verse Song: Make a Joyful Noise Psalm 100:1-6 ESV

*Extra Bible Truth 1 Verse Song: Noise, Noise, Noise Psalm 100:1-4. ESV (other version)**Extra Bible Truth 1 Verse Song: O LORD of Hosts Isaiah 37:16, ESV*

Lesson Plan: Big Question 3, Bible Truth 1

use with all THREE lessons

p.1**1. GETTING STARTED**

= follow the stars for a short & simple lesson plan

Intake	
Activity Ideas	Choose one of these open-ended activities to include children as they join the class:
Free Play Time	
<i>suggestions in Appendix D</i>	★ Offer your own or some of the easy-to-make, free play activities suggested in Appendix D.
OR Sing-along Music Time	
<i>lyrics and sheet music, Appendix A</i>	<p>Music from Deep Down Detectives (DDD) ESV Songs 3:</p> <p>Big Q & A 3 Song <i>DDD ESV Songs 3, track 12</i></p> <p>Big Question 3 Song <i>DDD ESV Songs 3, track 13</i></p> <p>Big Question 3 (Unit) Bible Verse Song:</p> <p>For God So Loved the World John 3:16, ESV <i>DDD ESV Songs 3, track 14</i></p> <p>Extra Big Question 3 (Unit) Bible Verse Song:</p> <p>For God So Loved the World John 3:16, ESV (version 2) <i>DDD ESV Songs 3, track 15</i></p> <p>Extra Big Question 3 (Unit) Bible Verse Song:</p> <p>For God So Loved the World John 3:16, ESV (version 3) <i>DDD ESV Songs 3, track 16</i></p> <p>Big Question 3 Hymn:</p> <p>And Can It Be, v.1 Refrain <i>DDD ESV Songs 3, track 17</i></p> <p>Big Question 3 Praise Song:</p> <p>I Have Decided to Follow Jesus <i>DDD ESV Songs 3, track 18</i></p> <p>Bible Truth 1 Bible Verse Song:</p> <p>Make a Joyful Noise Psalm 100:1-6, ESV <i>DDD ESV Songs 3, track 19</i></p> <p>Bible Truth 1 Extra Bible Verse Song:</p> <p>Noise, Noise, Noise Psalm 100:1-4, ESV <i>DDD ESV Songs 3, track 20</i></p> <p>Bible Truth 1 Extra Bible Verse Song:</p> <p>O LORD of Hosts Isaiah 37:16, ESV <i>DDD ESV Songs 3, track 21</i></p> <p>Add more fun to Sing-along Music Time by adding a Music, Movement & Memory Activity. These activities are listed on p.10 of this lesson plan with the Response Activities. Instructions found in Appendix B.</p>
OR Bible Verse Memory Game	
<i>instructions found in Appendix B</i>	<p>Lesson 1 Game: Freeze 'n' Say</p> <p>Lesson 2 Game: Duck, Duck, Goose</p> <p>Lesson 3 Game: Slap, Clap and Stack</p> <p>These activities are also included on p.10 of this lesson plan with the Response Activities.</p>
2. OPENING CIRCLE TIME (introduce the Bible Truth and tell the related Bible story)	
Gathering the Children	
<i>lyrics and sheet music, Appendix A</i>	<p>Sing verse 1 of The Classroom Song to gather the children for Circle Time.</p> <p>The Classroom Song, verse 1 <i>DDD ESV Songs 3, track 1</i></p> <p>Let's gather together to worship God,</p> <p>Let's gather together to worship God,</p> <p>Let's gather together to worship God,</p> <p>Come gather here with me!</p>
Welcome to Deep Down Detectives	★ "Welcome to Deep Down Detectives. We're so glad you've joined us! Detectives are people who look for answers to questions. In Deep Down Detectives, we look for answers to big questions about God. We dig deep down in the truths of God's Word to find them."

Lesson Plan: Big Question 3, Bible Truth 1

use with all THREE lessons

p.2**2. OPENING CIRCLE TIME, continued**

= follow the stars for a short & simple lesson plan

<p>Deep Down Detectives Theme Song</p> <p><i>lyrics and sheet music, Appendix A</i></p>	<p>"Let's sing our Deep Down Detectives Theme Song."</p> <p>★ Deep Down Detectives Theme Song DDD ESV Songs 3, track 5</p> <p>We're Deep Down Detectives, diggin' deep in God's Word, For truths about God and His plans for this world, We're seeking to love Him, with all of our heart, We're Deep Down Detectives! Come on! Let's start!</p>
<p>Classroom Rules Song</p> <p><i>lyrics and sheet music, Appendix A</i></p>	<p>There are two very important things that Deep Down Detectives do together: we worship God and we love one another. Our Classroom Rules Song reminds us how we should act. Let's sing it."</p> <p>Classroom Rules Song DDD ESV Songs 3, track 6</p> <p>Shh, be quiet while someone is talking, Raise your hand, if you have something to say, Don't touch your friend, sitting beside you, Obey your teachers, Be kind as you play. These are our classroom rules, These are our classroom rules, They help us worship God and love one another, These are our classroom rules.</p>
<p>Opening Prayer Time</p> <p><i>lyrics and sheet music, Appendix A</i></p>	<p>"Children, we need God's help to keep these rules. Let's ask Him to help us right now. Let's get ready and pray."</p> <p>Let's Pray DDD ESV Songs 3, track 7</p> <p>1-2-3! Fold your hands, Bow your head, Close your eyes. Let's pray! <i>(repeat)</i></p> <p>"Let's pray:"</p> <p>★ Opening Prayer</p> <p>Dear Lord, We're so glad to get to gather together to worship You! Please help us keep the classroom rules. Please help us to love You and learn about You today. In Jesus' name we pray. Amen.</p>

Lesson Plan: Big Question 3, Bible Truth 1

use with all THREE lessons

p.3**2. OPENING CIRCLE TIME, continued**

= follow the stars for a short & simple lesson plan

Reveal the Big Question**Introduce the Big Question Box/Briefcase***lyrics and sheet music, Appendix A*

"Detectives INVESTIGATE things. That means they ask questions and look for answers. Deep Down Detectives investigate big questions about God. The Big Question we are investigating today is right inside our Big Question Box/Briefcase.

The Big Question Box Song*DDD ESV Songs 3, track 8*

We've got a big box,
All closed up and locked,
Filled with the truths of God's Word.

We've got a brief case,
There's no time to waste,
Come on, kids, let's open it up!

The Big Question under Investigation*VISUAL AID**of BQB**Big Question & Answer Sign, front side***found in the DDD Unit 3 Visual Aids, ESV Book*

Ok, who would like to open for me and pull out the Big Question?"

Choose a child to open the box/briefcase, take out the Big Question and hand it to you, then hold up the Big Question sign for all the children to see, and say:



The Big Question we are investigating today is Big Question Number 3:

What is the Gospel?

and the Answer is:

It's Salvation through Faith in Jesus Christ!**Big Question Meaning**

Gospel means "good news." In the Bible, the gospel is the good news that God sent His Son Jesus to save sinners like you and me from the punishment we deserve for our sins. That salvation is ours when we turn from our sins and trust in Jesus as our own Savior. Now that is good news indeed!

Big Question Songs

"Let's sing our Big Question Song:

Big Q & A 3 Song**Big Q & A 3 Song***DDD ESV Songs 3, track 12**(adapted version of "Oh, My Darlin' Clementine")**lyrics and sheet music, Appendix A*

What's the gospel?
What's the gospel?
Can you tell me what it is?
It's salvation through faith in Jesus,
That's what the gospel is. (repeat)

2. OPENING CIRCLE TIME, continued

= follow the stars for a short & simple lesson plan

**Learning about
the Big Question***Repeat the Big Question and Answer again:**"What Is the Gospel? It's Salvation through Faith in Jesus Christ!"**Say: "Hmmm, I wonder what that means... Let's do our action rhyme/sing our song that explains it."**Then do the action rhyme /sing song using any of the optional motions suggested, if desired.***Big Question
(Action Rhyme)
Song***lyrics and sheet music,
Appendix A***★ Big Question 3 Action Rhyme/ Song***DDD ESV Songs 3, track 13**Refrain:**What is the gospel?**G-O-S-P-E-L?**What is the gospel?**Can anybody tell me?**What is the gospel?**Yes, I know what it is!**Salvation through faith in Christ,**That's what the gospel is.**"G" is for God, our good King and Creator,**O, we should obey Him,**but instead we're disobeyers,**So S, we need a Savior to save us from our sins,**That Savior is Jesus, who "P" took the punishment.**Yes, Jesus died upon the cross,**the perfect sacrifice,**Then on Day Three, He rose again**To prove He'd won the fight,**And now "E" everyone who repents**and believes in Him,**He gives "E-L" eternal life:**forever life with Him. Refrain***(POSSIBLE ACTIONS)***Make question gesture with your arms
(arms bent and palms facing upward)**Point out to others in a arc movement**Point up to God**Make a grumpy face**Use your index fingers to make a cross**Use your index fingers to make a cross**Hold up three fingers, then straighten arm
up and point up with one finger**Make prayer hands**Raise hands and waggle them back and
forth (celebrating)*

Lesson Plan: Big Question 3, Bible Truth 1

use with all THREE lessons

p.5**2. OPENING CIRCLE TIME, continued**

= follow the stars for a short & simple lesson plan

Learning the Bible Truth

VISUAL take out

AID

#2

of BQB

VISUAL AID

All the Bible Truths Sign

★ "It's salvation through faith in Jesus Christ" is a good beginning, but there's so more to learn. So it's time for us to dig down even deeper for more answers to our Big Question about God. We're going to be learning **FOUR** Bible truths that all tell us more about the wonderful good news of God--the gospel.

Who would like to hand me the picture with our four Bible truths on it? It's in the Big Question Box/Briefcase." *Choose a child to get it and hand it to you, then hold it up and show them the pictures of the four truths they will be learning.*

Bible Truth Clue

VISUAL take out

AID

#3

of BQB

Bible Truth Clue Sign,
front side
VISUAL AID

After everyone has had a good look, say...

"Ok, now let's look at our Bible Truth Clue sign and see if we can figure out which of these four truths we will be learning about today. Who would like to get it out of the Big Question Briefcase for me?"

Choose a child to open the briefcase, take out the Bible Truth Clue sign and hand it to you. Hold up the front side for the children to see. Cover up the answer, written along the bottom, and say:

"What Is the Gospel?**It's Salvation through Faith in Jesus Christ!****God made us and we should ???? Him!"****Hint**

We're missing one word. Here's the hint to what the missing word is. It says: "Doing what someone tells us to do. It rhymes with "today."

Can you guess? It's "obey."

So the Bible Truth we are learning today is:

(uncover answer from bottom of sign, show it to them and say:)

**"What Is the Gospel?****It's Salvation through Faith in Jesus Christ!****God made us and we should OBEY Him!"****Bible Truth Meaning**

And here is what this Bible Truth means:

(read the meaning off of the back of the sign, say:)

Who made the world and everything in it? God did! He made it perfectly, back in the very beginning! Everything He made was good. There was no sin in it. It was all just exactly as He planned.

Not only did God make us and the world we live in, He rules over it all. He takes care of us and keeps the world going. He gives us good laws to live by--and consequences if we disobey Him. God is our good King. He knows what is best for us and wants us to live that way. We should worship, love and obey Him.

Lesson Plan: Big Question 3, Bible Truth 1

use with all THREE lessons

p.6**2. OPENING CIRCLE TIME, continued**

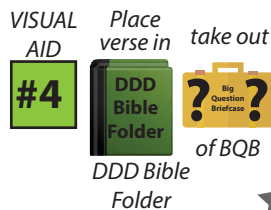
= follow the stars for a short & simple lesson plan

Learning the Bible Verse**The Bible Chant Song***lyrics and sheet music, Appendix A*

"And how do I know this is true? God tells me so in His special book, the Bible."

*Say or sing the Bible Chant Song.***The Bible Chant Song***DDD ESV Songs 3, track 9*

The Bible, the Bible,
 Let's get out the Bible.
 Let's hear what God has to say.
 The Bible, the Bible,
 God's given us the Bible.
 It's His Word for us to learn and obey! Yay!

Bible Verse*DDD 3.1 Bible Verse-front side (in the DDD Bible folder)***found in the DDD Unit 3 Visual Aids, ESV Book*

"Who would like to get our Bible folder out of the Big Question Briefcase for me?"

Choose a child to open the briefcase, take out the "Bible" folder and hand it to you. Remove the Bible Verse Picture from the "Bible" folder and hold it up for all the children to see, then say:

Psalm 100:1-6 tells us:

**Psalm 100:1-6**

"Make a joyful noise to the LORD, all the earth! Serve the LORD with gladness! Come into his presence with singing! Know that the LORD, he is God! It is he who made us, and we are his; we are his people, and the sheep of his pasture. Enter his gates with thanksgiving, and his courts with praise!"

Learn a Little: "Know that the LORD, he is God! It is he who made us."**Bible Verse Meaning****What does that mean?**

God is the good King and Creator of us all. God's people love to praise Him and tell Him how much they love Him and how wonderful He is. They are so happy to be His people who He cares for and loves. They thank Him for being so good to them.

Because God's people are so happy about being His people, it's not enough for them to quietly worship Him. They want to make a joyful noise and sing loudly to Him. They want everyone--the whole earth--to praise God along with them. They want them to gather together with them at church and sing, sing, sing to the LORD, the great and good king!

2. OPENING CIRCLE TIME, continued

= follow the stars for a short & simple lesson plan

**Bible Verse
Song**

lyrics and sheet music,
Appendix A

You might also enjoy:

Noise, Noise, Noise
Psalm 100:1-4. ESV
DDD ESV Songs 3, track 20;

O LORD of Hosts
Isaiah 37:16, ESV
DDD ESV Songs 3, track 21

We've said our Bible verse, now let's sing it!

Make a Joyful Noise: Psalm 100:1-6

DDD ESV Songs 3, track 19

Refrain:

Make a joyful noise, make a joyful noise,
Make a joyful noise to the LORD, all the earth!
Make a joyful noise, make a joyful noise,
Make a joyful noise to the LORD, all the earth!

Serve the LORD with gladness!
Come into his presence with singing!
Know that the LORD, he is God!
It is he who made us, and we are his. Refrain

We are his people, and the sheep of his pasture.
O, Enter His gates, His gates with thanksgiving,
And his courts with praise! Refrain

Psalm One-hundred, one through six.








Lesson Plan: Big Question 3, Bible Truth 1

use with all THREE lessons

p.8

2. OPENING CIRCLE TIME, continued

= follow the stars for a short & simple lesson plan

Getting into the Case	<p>"Now it's time to do a bit more deep down investigating. Let's see what Detective Dan wants us to help him figure out. Would someone like to get it out for me?"</p>
Listening Assignments <div style="display: flex; align-items: center;"> <div style="text-align: center; margin-right: 10px;"> <i>Place in</i>  </div> <div style="text-align: center;"> <i>take out</i>  </div> </div> <div style="text-align: center; margin-top: 5px;"> <i>of BQB</i> </div>	<p>NOTE: Listening assignments are most suitable for ages 3+. Skip straight to the Bible story (see bottom of this page), if working with 2 year olds.</p> <p>"Let's open up our listening assignment and see what we are supposed to figure out today.</p> <p><i>Choose a child to take out the Listening Assignment (from the DDD Bible Folder) and hand it to you. Read Detective Dan's letter to the children that includes the listening assignment. The listening assignments are summarized below:</i></p>
<div style="text-align: center;"> <i>VISUAL AID</i>  <i>DDD Unit 3 Visual Aids, ESV</i> </div>	<p><u>Detective Dan's Lesson #1 Listening Assignment:</u></p> <p>I need to find out:</p> <ol style="list-style-type: none"> 1. Who was the God who was different? 2. What made Him so different?
<div style="text-align: center;"> <i>VISUAL AID</i>  <i>DDD Unit 3 Visual Aids, ESV</i> </div>	<p><u>Detective Dan's Lesson #2 Listening Assignment:</u></p> <p>Our Bible Verse is Psalm 100:1-6 ESV</p> <p>"Make a joyful noise to the LORD, all the earth! Serve the LORD with gladness! Come into his presence with singing! Know that the LORD, he is God! It is he who made us, and we are his; we are his people, and the sheep of his pasture. Enter his gates with thanksgiving, and his courts with praise!"</p> <p>I need to find out:</p> <ol style="list-style-type: none"> 1. Who urged people to worship the LORD and serve Him as their king? 2. Who did worship Him? Who did not?
<div style="text-align: center;"> <i>VISUAL AID</i>  <i>DDD Unit 3 Visual Aids, ESV</i> </div> <p><i>*Listening Assignment #3 includes the Assignment Sheet, plus 6 clue pictures*</i></p>	<p><u>Detective Dan's Lesson #3 Listening Assignment:</u></p> <p>I found six clues, but only 4 of them are in the story.</p> <p>They are: a camera; a temple; a stone altar; a sword; the world; and, laughing people.</p> <p><i>Hold each of them up for the children to see as you identify them.</i></p> <p>I need to figure out:</p> <ol style="list-style-type: none"> 1. Which four belong in the story and which two don't? 2. What did the people of Athens need to confess to the LORD? Did any do this?
<p>Tell the Bible Story</p> <div style="text-align: center; margin-top: 10px;"> <i>Place story & pics in</i>  </div> <div style="text-align: center; margin-top: 5px;"> <i>take out</i>  </div> <div style="text-align: center; margin-top: 5px;"> <i>of BQB</i> </div> <div style="text-align: center; margin-top: 10px;"> <i>DDD Unit 3 Visual Aids, ESV</i> </div> <p>Story text included in this book right after this lesson plan and in Visual Aids book</p>	<p>★ <u>Then say,</u> "Ok, Deep Down Detectives! Put on your best listening ears and see if you can hear the answers to Detective Dan's questions. When I finish telling the story, we will see if we can answer all the questions."</p> <p>★ Bible Story: The Case of the God Who Was Different Acts 17:16-33</p> <p><i>Read the Bible Truth story, putting up the Storyboard Pictures/holding up the Story Scenes as you tell it. Then have the children answer the listening assignment, present the gospel and lead in prayer.</i></p> <p><i>*Answers to questions, the gospel and ACTS prayer are included with the story text.*</i></p>

Lesson Plan: Big Question 3, Bible Truth 1

use with all THREE lessons

p.9**2. OPENING CIRCLE TIME, continued**

= follow the stars for a short & simple lesson plan

<p>Story Response Song(s)</p> <p>Hymn</p> <p><i>lyrics and sheet music, Appendix A</i></p>	<p><i>As attention span and time allow, you might want to end with one of the following songs which also tie in with the unit. If desired, use the Music and Movement activity ideas while singing (listed with the Response Activities).</i></p> <p>And Can It Be <i>DDD ESV Songs 3, track 17</i></p> <p>Refrain</p> <p>Amazing love, how can it be? That thou, my God, should die for me? Amazing love, how can it be? That thou, my God, should die for me?</p> <p>Tie-in: "God's love is amazing! How He loves His people! They deserved the full punishment for their sins. They deserved to die and be separated from God forever. But Jesus came to die for the sins of all who would ever turn from their sins and trust in Him as their Savior. He died in their place. He took their sins, so that they could be forgiven and live as God's people forever. When we turn from our sins and trust in Jesus as our Savior, then His death pays for our sins, too. We, too, can know God now in our hearts; and one day, go to live with Him forever."</p>
<p>Praise Song</p> <p><i>lyrics and sheet music, Appendix A</i></p>	<p>Praise Song: I Have Decided to Follow Jesus <i>DDD ESV Songs 3, track 18</i></p> <p>I have decided to follow Jesus, I have decided to follow Jesus, I have decided to follow Jesus, No turning back, no turning back.</p> <p>Tie-in: "God offers to forgive our sins when we turn away from a life of disobeying Him and trust in Jesus as our Savior. He gives us eternal life and makes us His people. God's people love God and want to please Him. Every day they ask God to help them to follow Jesus in how they live. They want to love God and others the way Jesus did. God loves to answer this prayer. He promises to send the Holy Spirit to help them do this."</p>






3. TAKING ACTION: Response Activities *(choose from among these activities)*

<p>Transition to Activities</p>	<p>★ Well, Deep Down Detectives, you've done a great job diggin' deep down for answers in the truths of God's Word. Now it's time to enjoy some activities."</p> <p><i>Tell children what activity/s you are providing for them: either free play or some of the response activities listed below. When you are ready to dismiss them, use this song to help the children transition in an orderly fashion to their next activity.</i></p>
<p>Classroom Song, verse 2</p> <p><i>lyrics and sheet music, Appendix A</i></p>	<p>"Children, let's sing our Time to Play Song. When we are finished you may get up and walk over to our next activity."</p> <p>Classroom Song, verse 2 <i>DDD ESV Songs 3, track 2</i></p> <p>We've gathered together to worship God, We've gathered together to worship God, And now it's time to play.</p> <p><i>Dismiss the children to whatever activities you have prepared for them to do.</i></p>

Lesson Plan: Big Question 3, Bible Truth 1

use with all THREE lessons

p.10**3. TAKING ACTION: Response Activities** (choose from among these activities) ★ = short & simple lesson plan

Response Activities	Choose one or more activities appropriate for your children, based on classroom time and developmental needs. Add the Discussion Sheet to any activity for deeper learning. ★
Bible Verse Memory Game <i>game directions, Appendix B</i>	<p>Though listed with the opening activities, you may choose to use this Bible verse game here instead (or as a repeat).</p> <ul style="list-style-type: none"> Lesson 1 Game: Freeze 'n' Say Lesson 2 Game: Duck, Duck, Goose Lesson 3 Game: Slap, Clap and Stack <div> <div>Use the Discussion Sheet with this activity for even deeper learning</div> <div>  <p>Discussion Questions</p> </div> </div>
Music, Movement & Memory Activity <i>game directions, Appendix B</i>	<p>A music activity that uses the songs from the Bible Truth and Big Question unit.</p> <ul style="list-style-type: none"> DDD Songs for this Bible Truth, plus: Lesson 1 Activity: Lullabies, Bells and Lions Lesson 2 Activity: Musical Squares Lesson 3 Activity: Thumping Drums <div> <div>Use the Discussion Sheet with this activity for even deeper learning</div> <div>  <p>Discussion Questions</p> </div> </div>
Bible Story Review Game <i>game directions, Appendix B</i>	<p>A game that uses the storyboard pictures from the story to review the story.</p> <ul style="list-style-type: none"> Lesson 1 Game: Who's Inside? Lesson 2 Game: Fix Up the Mix Up Lesson 3 Game: Take Me Through the Tunnel <div> <div>Use the Discussion Sheet with this activity for even deeper learning</div> <div>  <p>Discussion Questions</p> </div> </div>
Coloring Pages/ Take Home Sheets <i>in Appendix C</i> ★	<p>A coloring page related to the lesson assignment question is provided for each lesson. On the back of each are the key concepts, a few questions and a song for parents to use with their children.</p> <p>NOTE: Upgrade your coloring sheet to a more interesting craft by offering simple embellishments, such as jiggly eyes, craft sand, glitter, glitter glue, colored paper dots (made with a hole punch), fabric scraps, etc. Make cut-to-size glued-on clothes, hair, etc for characters by using a copy of the coloring sheet, cutting out the selected portions and making them the patterns for whatever you want to cut out of fabric, paper, foil, etc.</p> <ul style="list-style-type: none"> Lesson 1 Coloring Sheet Emphasis: Bible Truth Lesson 2 Coloring Sheet Emphasis: Bible Verse Lesson 3 Coloring Sheet Emphasis: ACTS Prayer <div> <div>Use the Discussion Sheet with this activity for even deeper learning</div> <div>  <p>Discussion Questions</p> </div> </div>
Extra Crafts: Big Question Craft <i>in Appendix C</i> Bible Verse Craft <i>in Appendix C</i> Bible Story Puzzle <i>in Appendix C</i>	<p>These crafts are slightly more complex than the coloring/take home sheets:</p> <p>The Bible Concept Go-and-Tell Craft is a craft that summarizes the Bible concept and includes the Bible verse is included for those desiring more than a coloring sheet. This more complex craft will involve gluing, sticking, etc. Can be used at any time.</p> <p>The Bible Story Coloring Sheet provides a tie in between the Bible story and the Bible truth they are learning.</p> <p>The Storyboard Picture Placement Page has been made into a puzzle that can be cut out and re-assembled by the children. This provides a nice summary of the story.</p> <div> <div>Use the Discussion Sheet with these activities for even deeper learning</div> <div>  <p>Discussion Questions</p> </div> </div>
Free Play Activities ★ <i>ideas in Appendix D</i>	Offer your own or some of the easy-to-make, free play activities suggested in Appendix D.

Lesson Plan: Big Question 3, Bible Truth 1

use with all THREE lessons

p.11**4. CLOSING CIRCLE TIME** *(End-of-session activities for the last 5-10 minutes of class time)*

★ = short & simple lesson plan

<p>Transition to Closing Circle</p> <p>Classroom Song, verse 3</p> <p><i>lyrics and sheet music, Appendix A</i></p>	<p><i>Use this song to help the children transition in an orderly fashion. Start singing this song and ask the children to gather with you for Closing Circle Time.</i></p> <p>Classroom Song, verse 3 <i>DDD ESV Songs 3, track 3</i></p> <p>It's time to get ready to go and tell, It's time to get ready to go and tell, Come gather here with me.</p>
<p>Closing Circle Time</p> <p>Classroom Song, verse 4</p> <p><i>lyrics and sheet music, Appendix A</i></p>	<p><i>When children are settled in the circle, say:</i></p> <p>"It's almost time for your parents to come pick you up. And do you know what that means? It means.... (draw this out to build anticipation and excitement)...that it's almost time to go home and....it's almost time to...Go and Tell! We have learned some big news about God today. God wants us to take and tell it to the whole world!"</p> <p>Classroom Song, verse 4 <i>DDD ESV Songs 3, track 4</i></p> <p>So what's our big news to go and tell, So what's our big news to go and tell, Can you tell me now?</p>
<p>Big News to Tell</p> <p>Big Question 3</p> <p><i>VISUAL AID</i></p> <p>#1</p> <p><i>*found in the DDD Unit 3 Visual Aids, ESV Book</i></p> <p><i>lyrics and sheet music, Appendix A</i></p> <p>Big Question 3, Bible Truth 1</p> <p><i>VISUAL AID</i></p> <p>#3</p>	<p>"Let's see....there's so much big news to tell! There's so much we've learned!</p> <p>First of all, can you tell me the answer to our Big Question: "What is the gospel?" <i>Hold up the Bible Truth Clue Picture.</i></p> <p>Say the answer with me: "It's salvation through faith in Jesus Christ!"</p> <p><i>(If desired, you can sing one/both of the Big Question songs.)</i> <i>DDD ESV Songs 3, tracks 12,13</i></p> <p>And what's one way He does this? What did we learn? <i>Point to the picture.</i></p> <p>God made us and we should obey Him!</p> <p>"And how do I know this is true? Can you tell me?"</p> <p>Say it with me: "The Bible tells me so!" That's right!</p>
<p>Big Question 3 Bible Truth 1 Bible Verse</p> <p><i>VISUAL AID</i></p> <p>#4</p> <p><i>*found in the DDD Unit 3 Visual Aids, ESV Book</i></p> <p><i>lyrics and sheet music, Appendix A</i></p>	<p>We learned: Our Bible Verse is Psalm 100:1-6</p> <p>"Make a joyful noise to the LORD, all the earth! Serve the LORD with gladness! Come into his presence with singing! Know that the LORD, he is God! It is he who made us, and we are his; we are his people, and the sheep of his pasture. Enter his gates with thanksgiving, and his courts with praise!"</p> <p>Learn a Little: "Know that the LORD, he is God! It is he who made us."</p> <p>God is the good King and Creator of us all. God's people love to praise Him and tell Him how much they love Him and how wonderful He is. They are so happy to be His people who He cares for and loves. They thank Him for being so good to them.</p> <p>Because God's people are so happy about being His people, it's not enough for them to quietly worship Him. They want to make a joyful noise and sing loudly to Him. They want everyone--the whole earth--to praise God along with them. They want them to gather together with them at church and sing, sing, sing to the LORD, the great and good king!</p> <p><i>(If desired, you can sing the Bible verse song.)</i> <i>DDD ESV Songs 3, track 19</i></p>

Lesson Plan: Big Question 3, Bible Truth 1

use with all THREE lessons

p.12**4. CLOSING CIRCLE TIME, continued**

= follow the stars for a short & simple lesson plan

Closing ACTS Prayer Time ACTS Prayer Chant <i>lyrics and sheet music, Appendix A</i>	<p><i>Let's ask God to help us to remember this and even tell others this good news. Let's get ready and pray our ACTS prayer.</i></p> <p><i>And what does ACTS mean? Let's sing/say our ACTS Prayer Chant!</i></p> <p>ACTS Prayer Chant Song <i>DDD ESV Songs 3, tracks 10,11</i></p> <p>A, Adoration, God, we praise You! C, Confession, Forgive us our sins. T, Thanksgiving, Thank You for Jesus, S, Supplication, Help us to live like Him.</p> <p style="text-align: right;">That's the ACTS prayer, my friend, Bow your head, Close your eyes, Shhh, Let's begin.</p>
Closing ACTS Prayer	<p>"Let's pray!"</p> <p><i>Lead the children in the ACTS prayer for this Bible Truth.</i></p> <p>A God, we praise You for being the good Creator and King of the world.</p> <p>C We confess that many times we rebel against You and Your good ways. We choose to live life our own way, instead. We need a Savior!</p> <p>T Thank You for being our good Creator and King. Thank You for making everything in the world for Your good purposes. Thank You for being so merciful to us! Thank You for offering us salvation through Jesus, when we repent of our sins and trust Jesus as our Savior.</p> <p>S God, work in our hearts. Help us to turn away from rebelling against You. Help us to trust in Jesus as our Savior. Help us to joyfully obey You, our good and great King.</p> <p>In Jesus' name we pray. Amen.</p>
5. TAKING IT HOME <i>(Take Home Sheet)</i>	
Clean up and Dismissal	<p>★ "Now it's time to work together and clean up." <i>Have the children join you in cleaning up the room.</i></p>
Coloring Pages/ Take Home Sheets <i>in Appendix C</i>	<p>★ <i>Give out the craft/take home sheet and any other papers from the session, as you dismiss children from class.</i></p> <p><i>(Reminder: The back side of the coloring page is the take home sheet for each lesson.)</i></p>
Bible Story to Take-Home <i>in Appendix C</i>	<p>You may also want to include a copy of the story along with the take home sheet. (However, each coloring sheet/take home sheet includes a note to parents telling where they can download the story from the Parent Resources section on the website.)</p>

Bible Story for Big Question 3, Bible Truth 1

use with all THREE lessons

Place
story in

take out

P.1**The Case of the God Who Was Different***Acts 17:16-33*

of BQB

Story-telling Tips

Ahead of time:

1. Read the Bible verses and story. Pray!
2. Choose story action cues and prepare storyboard figures/Story Scenes, if using. (In Visual Aids book)
3. Practice telling story with the storyboard figures/Story Scenes, timing your presentation. Shorten, if necessary.

During your presentation:

1. Maintain as much eye contact as possible as you tell the story.
2. Put up storyboard figures/add story action cues/hold up Story Scenes as you tell the story. Allow the children to help you put them on the board, if desired.
3. Include the children in your story with a few questions about what they think will happen or words/concepts that might be new to them.
4. Watch the kids for signs that their attention span has been reached. Shorten, if necessary.

INTRODUCTION/ LISTENING ASSIGNMENTS (Optional)

“Our story is called: The Case of the God Who Was Different. Here is your listening assignment...” *Read the assignment for your lesson using Detective Dan’s Listening Assignment sign or the text below:*

Detective Dan’s Lesson #1 Listening Assignment:

I need to find out:

- 1. Who was the God who was different?**
- 2. What made Him so different?**

Detective Dan’s Lesson #2 Listening Assignment:**Our Bible Verse is Psalm 100:1-6 ESV**

“Make a joyful noise to the LORD, all the earth! Serve the LORD with gladness! Come into his presence with singing! Know that the LORD, he is God! It is he who made us, and we are his; we are his people, and the sheep of his pasture. Enter his gates with thanksgiving, and his courts with praise!”

I need to find out:

- 1. Who urged people to worship the LORD and serve Him as their king?**
- 2. Who did worship Him? Who did not?**

Detective Dan’s Lesson #3 Listening Assignment:

I found six clues, but only 4 of them are in the story.

They are: a camera; a temple; a stone altar; a sword; the world; and, laughing people.

Hold each of them up for the children to see as you identify them.

I need to figure out:

- 1. Which four belong in the story and which two don’t?**
- 2. What did the people of Athens need to confess to the LORD? Did any do this?**

Read the assignment questions, THEN SAY,

“Ok, Deep Down Detectives! Put on your best listening ears and see if you can hear the answers to Detective Dan’s questions. When I finish telling the story, we will see if we can answer all the questions.”

Read the Bible Truth story, answer questions, present the gospel and lead in prayer.

Answers to questions; the gospel; and, ACTS prayer are included with the story text.

The Case of the God Who Was Different Acts 17:16-33

Story with lines separating paragraphs (text in bold, optional interaction cues in italics) Numbers correspond to storyboard pictures and placement upon the storyboard. Always feel free to use less pictures, if it's best for your kids. Simply black out the numbers next to pictures you do not plan to use. All pictures are found in the Visual Aids book. Put BG (background) pictures on storyboard ahead of time. SB pictures (listed below in story text) are added to board as you tell the story. These numbers are also found on the back of each picture. Tip: Stack pictures in numerical before telling story for easy use. Use sticky-back velcro to attach pictures to storyboard felt. Use sticky-tac putty to stick a picture on top of another picture. OR, if using the Story Scenes to tell the story, disregard the storyboard picture references listed below.

Gods! Gods! Gods! Athens was a city (SB1) full of fake gods! On buildings. On hills. Everywhere you looked, there was another god. (SB2) Apollo and (SB3) Artemis. (SB4) Demeter and (SB5) Dionysius; (SB6) Pan and (SB7) Poseidon. (SB8) Hera and, of course, (SB9) Zeus, the king of all the gods. You might not know these names, but the people of Athens certainly did. And these were just a FEW of the HUNDREDS of gods they worshipped! Wow!

The people of Athens took good care of their gods. They built them beautiful temples. They laid rich (SB10) worship gifts at their stony feet. They (SB11) celebrated them with big, worship parties. They even (SB12) laid a stone to honor an Unknown God. The people of Athens didn't want to leave out any god.

Yes, the people of Athens worshipped hundreds of gods, but the only god they SHOULD have been worshipping was that "Unknown God." He was the REAL, the one, true God! Not many people in Athens knew His name, but I think you do.

Can you tell me His name?

It was the LORD! He was God the Father who sent His Son, Jesus to be our Savior. He sent His Holy Spirit to live inside those who trusted in Jesus as their Savior. He made the way for us to become His people forever. What an amazing God was this one, true God! He was not like of the fake gods of Athens!

Maybe most of the people in Athens didn't know about the one, true God, but there was (SB13) a man named Paul who did. Paul knew the LORD and loved the LORD and lived for the LORD. He trusted in Jesus, His Son, as his Savior. He had the Holy Spirit living in his heart.

And if there was ONE thing that Paul wanted to do with his life, it was to tell others how they could know and love and live for the LORD...and trust in Jesus as their Savior, too.

So... across the sea, over mountains, and down through valleys went Paul, telling everyone he could about the LORD and how they could know Him through Jesus.

One day, all this traveling led Paul to a city he had never been to before.

Can you guess the name of this new city?

It was Athens!

Now Paul had been to many cities that were SMALLER than Athens. And Paul had been to cities that were BIGGER than Athens. But there was something that Paul saw in Athens that he had NEVER seen before in any of those other cities--big or small. It was this many fake gods!

How do you think Paul felt when he saw all those fake gods?

(SB14) Paul was so upset! Oh, how these people needed to hear about the LORD, the one, true God! How they needed to stop worshipping these fake gods and start worshipping the LORD, instead! How they needed to know His Son, the Savior Jesus! And Paul decided to do something about that, right then and there!

Bible Story for Big Question 3, Bible Truth 1

use with all THREE lessons

P.3*Story with lines separating paragraphs (text in bold, optional interaction cues in italics)*

Into the synagogue-worship place, (SB15) went Paul. "The gods of Athens are just fakes. The LORD has sent His Son Jesus to save you, just as He promised. Believe in Him!" he told the people gathered there.

Then down by the temples and into (SB16) the marketplace, went Paul. "Let me tell you about the LORD! Let me tell you about Jesus, His Son, sent to save you! Worship Him, not these fake gods!" Paul urged everyone who would listen.

Word about Paul and his strange, new teaching soon spread through the city and to the city leaders. They found Paul and said, (SB17) "Come up to our important meeting place on Mars Hill and tell us about this new god. We want to hear about him, ourselves."

So up, up, up the big, stony hill called Mars Hill went Paul with the city leaders and many others. How excited Paul was to tell them about the real, one, true God and His Son, Jesus! He hoped they would put their trust in Him!

On top of Mars Hill, Paul spoke to the crowd. "(SB18) People of Athens, what a lot of gods you worship! he exclaimed. "But you are worshipping the wrong one! I've come to tell you about the one, true God--the one you call "the Unknown God." His name is (SB19) the LORD. He's the one you should worship. He's the one who (SB20) made heaven and earth and everything in it," Paul told them.

"Your city is filled with the big temples you built to worship your gods, but the LORD is too great to live inside even your biggest temple!" Paul exclaimed.

"You bring worship gifts to take care of your gods. You honor them with worship parties. You (SB21) keep them looking bright and shiny. You make sure they don't fall over. But the LORD doesn't need people to take care of Him," Paul explained. "He's the living God...He takes care of Himself...and all of us, too! He made us and gave us life."

"The LORD is (SB22) our king and we should obey Him and His good laws; but, the sad news is that (SB23) we don't. We have all disobeyed Him and deserve His punishment for our sins," Paul told them.

"But the LORD is so merciful that He made the way for us to be forgiven," Paul explained.

Who did God send so we could be forgiven, do you know His name?

"God (SB24) sent His Son, Jesus to suffer and die on the cross to pay for sins. On the third day, He raised up Jesus from the dead in victory. Now all who turn away from their sins and trust in Jesus as their Savior can be saved. They can be God's people and have eternal life with Him," Paul told them.

"So turn away from worshipping your fake gods. Turn to LORD. Trust in His Son Jesus and be saved! You can be God's people, too," Paul urged them.

What do you think the people of Athens will do? Will they believe in the LORD or not?

The people of Athens hardly knew what to think. They had never heard of a god like this! A god who was supposed to be greater than Zeus, the king of their gods; yet, who came to die for sinners...then rose from the dead! Incredible!

(SB25) Many people laughed. "Ha, ha! Your god sounds silly! Who would ever believe in him?" they said.

(SB26) But others, like Dionysius and Damaris, went to Paul to hear more. As Paul talked, God's Holy Spirit worked in their hearts. He helped them turn away from their sins and trust in Jesus as their Savior. How happy Paul was! Maybe there still were many fake gods in Athens, but now there was a little group of believers living there, who could keep on telling others the good news of Jesus.

Bible Story for Big Question 3, Bible Truth 1

use with all THREE lessons

P.3**Cracking the Case:** (story wrap-up for Listening Assignments)

It's time to see how we did with our Listening Assignment.

Detective Dan's Lesson 1 Listening Assignment:

1. Who was the god who was different? The LORD was the god who was so different.

2. What made Him so different? He was the one, true, living God. He was no fake god, like those the people of Athens worshipped.

For You and Me:

The people of Athens worshipped many gods, but only the LORD was the one, true God who created them and they should obey. Paul told the people of Athens how they could know the LORD as their God, by turning away from worshipping their fake gods and trusting in Jesus as their Savior.

Detective Dan's Lesson 2 Listening Assignment:**Our Bible Verse is: Psalm 100:1-6, ESV**

"Make a joyful noise to the LORD, all the earth! Serve the LORD with gladness! Come into his presence with singing! Know that the LORD, he is God! It is he who made us, and we are his; we are his people, and the sheep of his pasture. Enter his gates with thanksgiving, and his courts with praise!"

1. Who urged the people to worship the LORD and serve Him as their king? Paul did.

2. Who did worship the LORD? Who did not? Dionysius and Damaris and a few others worshipped the LORD. The rest laughed and kept worshipping their fake gods.

For You and Me:

Like the people of Athens, we have so much to worship the LORD for being and doing. He is the one, true God! He has made us and wants us to know Him and love Him. He has offered us to be saved from our sins through Jesus, just like the people of Athens heard.

Detective Dan's Lesson 3 Listening Assignment:

Our six clues were: a camera; a temple; a stone altar; a sword; the world; and, laughing people.

1. Which four belong in our story?

The temple; stone; world; and laughing people.

2. What did the people of Athens need to confess to the LORD? Did any do this?

The people of Athens needed to confess that they had worshipped fake gods, not the LORD, the one, true God. They needed to trust in Jesus as their Savior. Dionysius, Damaris and others did this.

For You and Me:

Like Damaris and Dionysius, we should also confess our sins to God. Perhaps we have not worshipped fake gods like they did, but we have all disobeyed God and lived our own way. We all deserve His punishment. But, if we confess our sins and trust in Jesus as our Savior, God will forgive us and make us His people, just like He did for Dionysius and Damaris, long ago.

The Gospel (story wrap-up if NOT using Listening Assignments)**Our Bible Truth is:****What is the Gospel?****It's Salvation through Faith in Jesus Christ...****God made us and we should obey Him!**

God made all people--including you and me! And He made us to know Him, love Him and obey Him. He's our good king. But just like the people of Athens, we need God's forgiveness for disobeying Him. God freely offers it to us when we turn away from our sins and trust in Jesus as our Savior. He loves to help us do this. Ask Him!

Close in prayer.

Closing ACTS Prayer

- A** God, we praise You for being the good Creator and King of the world.
- C** We confess that many times we rebel against You and Your good ways. We choose to live life our own way, instead. We need a Savior!
- T** Thank You for being our good Creator and King. Thank You for making everything in the world for Your good purposes. Thank You for being so merciful to us! Thank You for offering us salvation through Jesus, when we repent of our sins and trust Jesus as our Savior.
- S** God, work in our hearts. Help us to turn away from rebelling against You. Help us to trust in Jesus as our Savior. Help us to joyfully obey You, our good and great King. In Jesus' name we pray. Amen.

Go to Lesson Plan, p.9 for the script to the rest of the lesson.

Deep Down Discussion Sheet

use with all THREE lessons

Use with all
response activities
for deeper learning**P.1***Questions to aid discussion of the key concepts and for use in games*

Be familiar with these questions and answers. Look for opportunities to ask questions and discuss their answers, such as while the children work on their coloring pages, as part of their response games, or during play time. Remember: your goal isn't to ask all these questions or only talk to the children about these things. It is to be deliberate in having good conversations with them, however much or little you have.

BIG QUESTION	What is the Gospel? It's Salvation through Faith in Jesus Christ!
Meaning	Gospel means "good news." In the Bible, the gospel is the good news that God sent His Son Jesus to save sinners like you and me from the punishment we deserve for our sins. That salvation is ours when we turn from our sins and trust in Jesus as our own Savior.
Discussion Questions	<p><i>choose a few</i></p> <ol style="list-style-type: none"> 1. What is the gospel? <i>It's salvation through faith in Jesus!</i> 2. What does the word "gospel" mean? <i>It means "good news."</i> 3. Why is the gospel such good news? <i>It tells us how can forgive our sins and make us His people forever!</i> 4. Who do we need to have faith in? <i>Jesus.</i> 5. What did Jesus do so we can be saved? <i>He took the punishment for sin when He died on the cross.</i> 6. What does God want us to turn away from? <i>Our sins.</i> 7. What does it mean to turn away from our sins? <i>To say "no" to disobeying God and to want to obey Him, instead.</i> 8. Who can we ask to help us turn away from our sins and trust in Jesus? <i>God! He loves to help us when we ask Him.</i>
BIBLE TRUTH	It's Salvation through Faith in Jesus Christ...God made us and we should obey Him!
Meaning	Who made the world and everything in it? God did! He made it perfectly, back in the very beginning! Everything He made was good. There was no sin in it. It was all just exactly as He planned. Not only did God make us and the world we live in, He rules over it all. He takes care of us and keeps the world going. He gives us good laws to live by--and consequences if we disobey Him. God is our good King. He knows what is best for us and wants us to live that way. We should worship, love and obey Him.
Discussion Questions	<p><i>choose a few</i></p> <ol style="list-style-type: none"> 1. Who made the world? Who made us? <i>God did!</i> 2. What was the world like with God made it? <i>It was good. There was no sin in it; it was exactly as He had planned.</i> 3. Who rules over the world as king? <i>God does.</i> 4. Who keeps the world going and takes care of us? <i>God does.</i> 5. What did God give us to live by? <i>His good laws.</i> 6. Who knows the best way for us to live? <i>God does.</i> 7. Who should we worship, love and obey? <i>God.</i>
THE GOSPEL	What is God's good news for you and me? <i>The gospel! God made all people--including you and me! And He made us to know Him, love Him and obey Him. He's our good king. But sadly, we have all disobeyed Him and we deserve His punishment. How sad! But God is so merciful that He sent a Savior. His Son, Jesus! Jesus suffered and died on the cross. He offered up His perfect life to God to completely pay for the sins of God's people. That includes us, when we turn away from our sins and trust in Jesus as our Savior. He loves to helps us do this. Ask Him! How good is God to us!</i>

Deep Down Discussion Sheet

use with all THREE lessons

P.2*Questions to aid discussion of the key concepts and for use in games*

BIBLE TRUTH BIBLE VERSE	<p>"Make a joyful noise to the LORD, all the earth! Serve the LORD with gladness! Come into his presence with singing! Know that the LORD, he is God! It is he who made us, and we are his; we are his people, and the sheep of his pasture. Enter his gates with thanksgiving, and his courts with praise!" -- Psalm 100:1-6</p>
	<p>Learn a Little: "Know that the LORD, he is God! It is he who made us."</p>
Meaning	<p>God is the good King and Creator of us all. God's people love to praise Him and tell Him how much they love Him and how wonderful He is. They are so happy to be His people who He cares for and loves. They thank Him for being so good to them.</p>
	<p>Because God's people are so happy about being His people, it's not enough for them to quietly worship Him. They want to make a joyful noise and sing loudly to Him. They want everyone--the whole earth--to praise God along with them. They want them to gather together with them at church and sing, sing, sing to the LORD, the great and good king!</p>
Discussion Questions	<p><i>choose a few</i></p> <ol style="list-style-type: none"> 1. To whom should all the earth make a joyful noise? <i>To the LORD.</i> 2. Who made us and is our good king? <i>The LORD.</i> 3. Who loves to praise God? <i>God's people.</i> 4. Why do God's people love to praise Him? <i>For being their good God, who loves them, cares for them and has saved them.</i> 5. Where do God's people gather together to worship the LORD? <i>At church.</i> 6. What is the most amazing thing God has done for His people that they love to praise Him for? <i>For sending His Son, Jesus, to be their Savior and pay for their sins so they can be God's people.</i>
BIBLE STORY	<p>The Case of the God Who Was Different</p>
Discussion Questions	<p><i>choose a few</i></p> <ol style="list-style-type: none"> 1. What did Athens have a lot of? <i>Fake gods.</i> 2. What did the people of Athens build for their fake gods? <i>Big temples.</i> 3. What did the people of Athens put up for the Unknown God--a god whose name they did not know? <i>They lay a stone down to honor this god.</i> 4. Who was the Unknown God Paul came to tell them about? <i>The LORD, the one, true God.</i> 5. What did Paul think about all the fake gods in Athens? <i>He was upset!</i> 6. Why was Paul so upset about all the fake gods? <i>Because Paul knew they could never save the people of Athens. Only the LORD, the one, true God could.</i> 7. What did Paul tell the people of Athens about the LORD? <i>That He was the one, true God who made everything in heaven and earth. He was the one they should obey.</i> 8. What did Paul tell the people of Athens about Jesus? <i>That He was God's Son sent to save them, if they would turn away from worshipping their fake gods and trust in Him as their Savior.</i> 9. What did most people do when they heard Paul tell about the LORD? <i>They laughed.</i> 10. What did Damaris and Dionysius do when they heard Paul tell about the LORD? <i>They turned away from worshipping fake gods and trusted in Jesus as their Savior.</i>