


## Big Question 3, Bible Truth 1 Storyboard Background Pictures Key (BG)

Put these pictures in place on your storyboard BEFORE you tell your story.

**BG1 Athens**



**BG2 Temple 1**



**BG3 Temple 2**



**BG4 Synagogue/Worship Place**



**BG5 Marketplace**



**BG6 Mars Hill**



# Big Question 3, Bible Truth 1 Storyboard Pictures Key (SB)

Store these pictures in numerical order in your DDD Bible Folder.

Add these to your story as you tell it. Numbers correspond to placement order.

**SB1 Fake Gods of Athens**




**SB2 Apollo**



**SB3 Artemis**



**SB4 Demeter**



**SB5 Dionysius**



**SB6 Pan**



**SB7 Poseidon**



**SB8 Hera**



**SB9 Zeus**



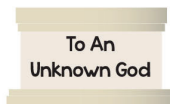
**SB10 Bringing Worship Gifts to Fake Gods**



**SB11 Worship Parties**



**SB12 To An Unknown God**



**SB13 Paul Loving the LORD and Traveling Around Telling Others about Him**



**SB14 Upset Paul**



**SB15 Paul Preaching in Synagogue/Worship Place**



**SB16 Paul Preaching in Marketplace**



**SB17 City Leaders**



**SB18 Aeropagus and Others Gathered on Mars Hill**



**SB19 The LORD**



**SB20 Made Heaven and Earth**



**SB21 Take Care of Fake Gods**



**SB22 The LORD Is King**



**SB23 People Disobeying the LORD**



**SB24 The Gospel**



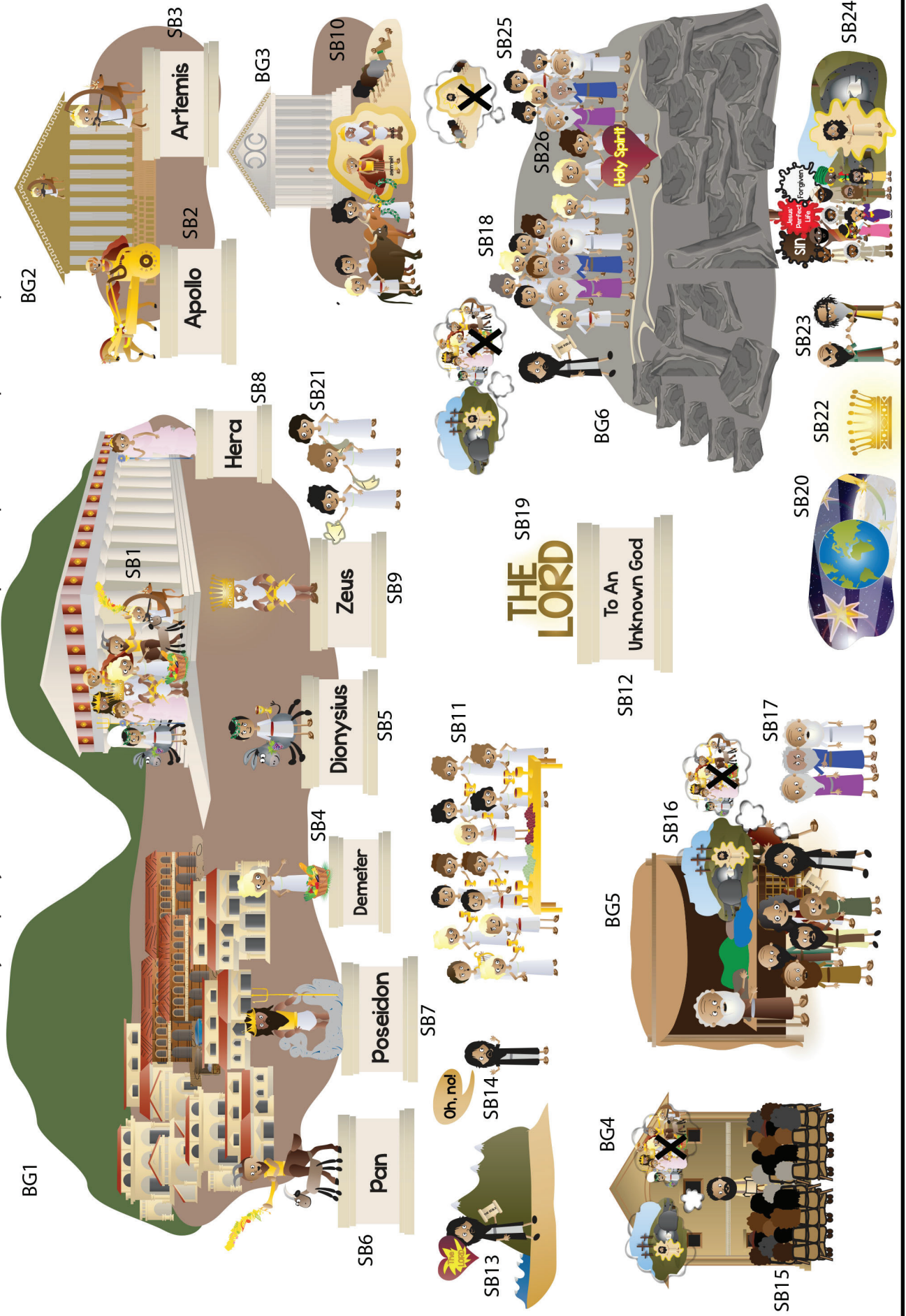
**SB25 People Laughing at the Gospel**



**SB26 People Believing in the Gospel**



Note: Use sticky tac putty rather than velcro on back of pictures placed on top of other pictures.



NOTE:

Some of the larger images are assembled from two or more pages. You can make these easier to fold by leaving a small gap in the lamination between the pieces. This allows you to fold the image along the gap.



leave slight gap here  
to create a “hinge” for  
easy folding