

# **DEEP DOWN DETECTIVES**

**Curriculum Resources  
for Unit 3, Bible Truth 3:**



**What is the Gospel?  
It's Salvation through Faith  
in Jesus Christ...**

**God Sent Jesus to Pay for  
the Sins of God's People!**



## Session Prep (especially good for newbies!)

### Pray!



Pray for the Holy Spirit to be at work in your and the children's hearts.

### Review



If new to the curriculum, look at the **Getting Started with Deep Down Detectives section of the Core Curriculum book.** (p.5) It will be especially helpful to read through the Deep Down Detectives section of **The Praise Factory Tour: Extended Version Book.** This is a visual way to understand what goes on in the classroom. (A pdf of the book is found in the samples section on the website.)

### Look through and Learn the Lesson



Read over **lesson plan.** Practice any **songs or action rhymes** you are using. Choose/make up motions to go with these. Choose less with younger children and more with older preschoolers. **Practice the lesson with the visual aids** and using the Big Question Box/Briefcase.

### Read and Rehearse the Bible Story with Pictures



Read the Bible story from the Bible. Read the Bible story from the Bible. Read the curriculum version. Practice telling it with the Storyboard (flannelgraph) Pictures or Story Scene Pictures.

### Let There Be Music



Download the music and listen to the songs. Choose which of the songs you will use with the children. If using live musicians, make sure they have the sheet music (Appendix A, Core Curriculum book).

### Put the Props in Place



1. Prepare your Visual Aids. Put the Big Question, Unit Bible Truths, Bible Truth, Bible Verse, and Listening Assignment signs, as well as the Bible Story script in one side of the Bible folder.
2. Get out your storyboard. Put all background pictures in place (they have a BG by the number). Put the rest of the storyboard pictures (these have a SB by the number) in order of use in the other side of the Bible folder. Or, put your Story Scenes in order, if using this resource instead.
3. Put the DDD Bible Folder as well as the Big Question sign in the Big Question Box/Briefcase and shut it. If your box/briefcase has locks and you want to use the unlocking the box as part of your session, lock it now....but make sure you have the key or know the code first.
4. Prepare the music CD or sheet music or mp3 device for use in your session.

### Set Out Free Play Activities



Choose and set up free time activities you will use with the children. Choose a variety of different activities that will be enjoyed by different types of children. Rotate the activities you provide to keep them interesting and fresh to your children. (Suggestions in Appendix D, Core Curriculum books.)

### Prepare Any Activities



Choose which (if any) of the Bible Truth games and crafts activities you want to use in the session. Bear in mind your time frame as well as the developmental abilities and attention span of your children as you decide which/how many to prepare. **Look over the Discussion Sheet** and choose a few questions you might use to spark discussion with the children as they do their activities (especially good for ages 3's+). Pray for God to give you opportunities to talk about these things with the children.

### Let Them Take It with Them



Make copies of the craft/take home sheets, if you are not already using them as one of your activities. You may also want to make copies of the story (see take-home version of each story included in Appendix C with the other take home resources) to have for parents to use with their children at home. There's a link on each craft/take home sheet to the story, if you don't make hard copies.

### Store It



After your session is over, collect the resources and store them for future use. This curriculum can be used over and over for years to come.



---

## Unit 3: The Good News of God, the Gospel

---

### UNIT OVERVIEW

Gospel means “good news.” In the Bible, the gospel is the good news that God sent His Son Jesus to save sinners like you and me from the punishment we deserve for our sins. That salvation is ours when we turn from our sins and trust in Jesus as our own Savior. Now that is good news indeed!

In this unit we will learn four ways the gospel is such good news.

### UNIT BIBLE VERSE: John 3:16

“For God so loved the world that he gave his one and only Son, that whoever believes in him shall not perish but have eternal life.”

### BIG QUESTION UNDER INVESTIGATION: What Is the Gospel?

**ANSWER:** It’s Salvation through Faith in Jesus Christ!

#### OPTIONAL Big Question 3 INTRODUCTION LESSON (Use Hide ‘n’ Seek Kids Unit 3 Material)

Story: The Case of the Stranger’s Very Good News *Acts 8:1-8*

Bible Verse: John 3:16

#### BIBLE TRUTH 1: God Made Us and We Should Obey Him (3 Lessons Available)

Story: The Case of the God Who Was Different *Acts 17:16-33*

Bible Verse: Psalm 100:1-6

#### BIBLE TRUTH 2: We Have All Disobeyed God and Deserve His Punishment (3 Lessons Available)

Story: The Case of the Squabbling Brothers and Sisters *Romans*

Bible Verse: Ecclesiastes 7:20,29

#### ➔ BIBLE TRUTH 3: God Sent Jesus to Pay for the Sins of God’s People (3 Lessons Available)

Story: The Case of the Savior, from Start to Finish *Genesis, The Gospels*

Bible Verse: Psalm 119:18,72-73

#### BIBLE TRUTH 4: God Saves All Who Repent of Their Sins and Trust in Jesus as Their Savior

(3 Lessons Available)

Story: The Case of Cruddy Crete *Titus*

Bible Verse: Mark 1:15



## Deep Down Detectives ESV Songs 3 Track Numbers

This is a listing of all songs mentioned in the unit curriculum. You may or may not choose to use all of the songs. They are listed in easy-reference order--NOT in the order used in the curriculum.

You may choose to simply burn a CD/load them onto an mp3 device in this order. Or, you may want to do what we do: choose the songs we want to use and create a play list of them in that order. Then, we burn a CD/upload the play list onto an mp3 device. A teacher only has to click forward to the next song, instead of hunting for the right track. The track number have been included as part of the title of each song, so teachers will still have a reference to the track number listed in the curriculum (same as those listed below), even if you change the order on your customized play list.

### SONGS USED EVERY UNIT OF THE CURRICULUM

- 1 The Classroom Song v.1
- 2 The Classroom Song v.2
- 3 The Classroom Song v.3
- 4 The Classroom Song v.4
- 5 Deep Down Detectives Theme Song
- 6 The Classroom Rules Song
- 7 Let's Pray Song
- 8 The Big Question Box Song
- 9 The Bible Chant Song
- 10 ACTS Prayer Song (Short Version)
- 11 ACTS Prayer Song (Full Version)

#### Why the Extra Songs?

Deep Down Detectives is a curriculum used by a wide age-span of kids. Sometimes one of the other songs is a better fit for your kids. Or, you may simply want to teach them more songs on the same Bible Truth. Use as many or as few as you want.

### UNIT 3: GOD'S GOOD NEWS, THE GOSPEL

- 12 Big Q & A 3 Song
- 13 Big Question 3 Song: What's the Gospel?
- 14 Big Question 3 Bible Verse Song: For God So Loved the World John 3:16 ESV
- 15 *Extra Big Question 3 Bible Verse Song: For God So Loved the World John 3:16 ESV (version 2)*
- 16 *Extra Big Question 3 Bible Verse Song: For God So Loved the World John 3:16 ESV (version 3)*
- 17 Big Question 3 Hymn: And Can It Be, v.1 Refrain
- 18 Big Question 3 Praise Song: I Have Decided to Follow Jesus

#### What Is the Gospel?

#### Salvation through Faith in Christ...

#### Bible Truth 1: God Made Us and We Should Obey Him

- 19 Bible Verse: Make a Joyful Noise Psalm 100:1-6 ESV
- 20 *Extra Bible Verse: Noise, Noise, Noise Psalm 100:1-4. ESV (other version)*
- 21 *Extra Bible Verse: O LORD of Hosts Isaiah 37:16, ESV*

#### Bible Truth 2: We Have All Disobeyed God and Deserve His Punishment

- 22 Bible Verse: There Is Not a Righteous Man Ecclesiastes 7:20,29, ESV
- 23 *Extra Bible Verse: Seek the Lord Isaiah 65:6-7, ESV*

#### Bible Truth 3: God Sent Jesus to Pay for the Sins of God's People

- 24 Bible Verse: He Was Pierced Isaiah 53:5, HCSB
- 25 *Extra Bible Verse: All We Like Sheep Isaiah 53:6 ESV*

#### Bible Truth 4: God Saves All Who Repent of Their Sins and Trust in Jesus

- 26 Bible Verse: The Time Is Fulfilled Mark 1:15, ESV
- 27 *Extra Bible Verse: The Time Mark 1:15, ESV (other version)*
- 28 *Extra Bible Verse: Everyone Who Names the Name 2 Timothy 2:19,22, ESV*
- 29 *Extra Bible Verse: Help Us, O God of Our Salvation Psalm 79:9, ESV*



**Big Question 3, Bible Truth 3 Overview: Key Concepts****p.1****Unit 3: The Good News of God, the Gospel**

**Unit Big Question (and Answer):** What Is the Gospel? It's Salvation through Faith in Jesus Christ!

**Unit Bible Verse:** "For God so loved the world, that he gave his only Son, that whoever believes in him should not perish but have eternal life." John 3:16, ESV

**Bible Truth 3 Concept: Salvation through Faith in Jesus Christ...God Sent Jesus to Pay for the Sins of God's People!**

What a mess we have made in God's good world! God is our good Maker and King, yet we have all chosen to disobey Him. Because God is good, He hates sin and He is right to punish our sins. We certainly deserve it! The punishment for sins is death--being separated from God and all His goodness forever. How sad!

But God is not only good. He is also very merciful. He treats us better than we deserve. That's why God, Himself, made a way for us to be forgiven our sins and to become His people. God sent His own, dear Son, Jesus to live the perfect life of love and obedience that we should live, but never do. On the cross, Jesus offered His perfect life to God as the full payment for sin for all who turn away from their sins and trust in Him as their Savior. Jesus suffered and died in our place. Then on the third day, Jesus rose up from the dead, showing that He had really beaten sin and death! Jesus can be our Savior, too, when we turn away from our sins and trust in Him as our Savior.

**Bible Truth 3 Bible Verse: Isaiah 53:5-6, ESV**

"He was pierced for our transgressions, he was crushed for our iniquities; the punishment that brought us peace was upon him, and by his wounds we are healed. We all, like sheep, have gone astray, each of us has turned to his own way; and the LORD has laid on him the iniquity of us all."

**Learn a Little:** "The punishment that brought us peace was upon him."

**Meaning**

God is our good King and Creator and we should love and obey Him. But the sad news is that we all choose to disobey Him...and we all deserve His punishment.

Yes, we deserve His punishment, but God has loved us so much that He sent His Son, Jesus to take the punishment that we deserve instead. Jesus lived a perfect life and chose to give it up to pay for our sins. On the cross He suffered and died. He was pierced with nails in His hands and feet. He was pierced in His side with a sword. He took all of the punishment that we deserve from God for our sins so that we could be forgiven. Jesus made the way for us to have peace with God by suffering in our place.

Who did Jesus do this for? It is God's free gift to all who put their trust in Jesus as their Savior and choose to live for Him. This gift can be for you, too! Ask God to help you. He loves to answer this prayer!

**Bible Truth 3 ACTS Prayer**

- A** God, we praise You for being the good Creator and King of the world.
- C** God, we confess rebelling against You and Your good ways. Too many times we choose to live life our own way instead of Yours. We need a Savior!
- T** Thank You for being our good Creator and King. Thank You for making everything in the world for Your good purposes. Thank You for being so merciful to us! Thank You for offering us salvation through Jesus, when we repent of our sins and trust Jesus as our Savior.
- S** God, work in our hearts, helping us to turn away from disobeying You. Help us to trust in Jesus as our Savior. Help us to joyfully obey You, as is best for us and brings You glory. In Jesus' name we pray. Amen.

**Bible Truth 3 Story**

**The Case of the Savior, from Start to Finish** *Genesis; The Gospels*



---

## Big Question 3, Bible Truth 3 Overview: Key Concepts

---

p.2

### Songs Used in Bible Truth 3

Big Question 3 Bible Verse Song: For God So Loved the World John 3:16 ESV

*Extra Big Question 3 Bible Verse Song: For God So Loved the World John 3:16 ESV (version 2)*

*Extra Big Question 3 Bible Verse Song: For God So Loved the World John 3:16 ESV (version 3)*

Big Question 3 Hymn: And Can It Be, v.1 Refrain

Big Question 3 Praise Song: I Have Decided to Follow Jesus

Bible Truth 3 Bible Verse Song: He Was Pierced Isaiah 53:5, HCSB

*Bible Truth 3 Extra Bible Verse Song: All We Like Sheep Isaiah 53:6, ESV*



**Lesson Plan: Big Question 3, Bible Truth 3**

use with all THREE lessons

**p.1****1. GETTING STARTED**

= follow the stars for a short &amp; simple lesson plan

<b>Intake</b> <b>Activity Ideas</b>	<b>Choose one of these open-ended activities to include children as they join the class:</b>	
<b>Free Play Time</b> <i>suggestions in Appendix D</i>	★ Offer your own or some of the easy-to-make, free play activities suggested in Appendix D.	
<b>OR Sing-along Music Time</b> <i>lyrics and sheet music, Appendix A</i>	<p>Music from Deep Down Detectives (DDD) ESV Songs 3:</p> <p>Big Q &amp; A 3 Song <i>DDD ESV Songs 3, track 12</i></p> <p>Big Question 3 Song <i>DDD ESV Songs 3, track 13</i></p> <p>Big Question 3 (Unit) Bible Verse Song:</p> <p>For God So Loved the World John 3:16, ESV <i>DDD ESV Songs 3, track 14</i></p> <p>Extra Big Question 3 (Unit) Bible Verse Song:</p> <p>For God So Loved the World John 3:16, ESV (version 2) <i>DDD ESV Songs 3, track 15</i></p> <p>Extra Big Question 3 (Unit) Bible Verse Song:</p> <p>For God So Loved the World John 3:16, ESV (version 3) <i>DDD ESV Songs 3, track 16</i></p> <p>Big Question 3 Hymn:</p> <p>And Can It Be, v.1 Refrain <i>DDD ESV Songs 3, track 17</i></p> <p>Big Question 3 Praise Song:</p> <p>I Have Decided to Follow Jesus <i>DDD ESV Songs 3, track 18</i></p> <p>Bible Truth 3 Bible Verse Song:</p> <p>He Was Pierced Isaiah 53:5, HCSB <i>DDD ESV Songs 3, track 24</i></p> <p>Bible Truth 3 Extra Bible Verse Song:</p> <p>All We Like Sheep Isaiah 53:6 ESV <i>DDD ESV Songs 3, track 25</i></p> <p><i>Add more fun to Sing-along Music Time by adding a Music, Movement &amp; Memory Activity. These activities are listed on p.10 of this lesson plan with the Response Activities. Instructions found in Appendix B.</i></p>	
<b>OR Bible Verse Memory Game</b> <i>instructions found in Appendix B</i>	<p>Lesson 1 Game: Block Clapping</p> <p>Lesson 2 Game: Meet, Greet and Keep It Up</p> <p>Lesson 3 Game: Bean Bag Catch</p> <p><i>These activities are also included on p.10 of this lesson plan with the Response Activities.</i></p>	
<b>2. OPENING CIRCLE TIME (introduce the Bible Truth and tell the related Bible story)</b>		
<b>Gathering the Children</b> <i>lyrics and sheet music, Appendix A</i>	<p><i>Sing verse 1 of The Classroom Song to gather the children for Circle Time.</i></p> <p><b>The Classroom Song, verse 1</b> <i>DDD ESV Songs 3, track 1</i></p> <p>Let's gather together to worship God, Let's gather together to worship God, Let's gather together to worship God, Come gather here with me!</p>	
<b>Welcome to Deep Down Detectives</b>	★ "Welcome to Deep Down Detectives. We're so glad you've joined us! Detectives are people who look for answers to questions. In Deep Down Detectives, we look for answers to big questions about God. We dig deep down in the truths of God's Word to find them."	



**2. OPENING CIRCLE TIME, continued**

= follow the stars for a short &amp; simple lesson plan

<p><b>Deep Down Detectives Theme Song</b></p> <p><i>lyrics and sheet music, Appendix A</i></p>	<p>"Let's sing our Deep Down Detectives Theme Song."</p> <p>★ <b>Deep Down Detectives Theme Song</b> <span style="float: right;">DDD ESV Songs 3, track 5</span></p> <p>We're Deep Down Detectives, diggin' deep in God's Word, For truths about God and His plans for this world, We're seeking to love Him, with all of our heart, We're Deep Down Detectives! Come on! Let's start!</p>
<p><b>Classroom Rules Song</b></p> <p><i>lyrics and sheet music, Appendix A</i></p>	<p>There are two very important things that Deep Down Detectives do together: we worship God and we love one another. Our Classroom Rules Song reminds us how we should act. Let's sing it."</p> <p><b>Classroom Rules Song</b> <span style="float: right;">DDD ESV Songs 3, track 6</span></p> <p>Shh, be quiet while someone is talking, Raise your hand, if you have something to say, Don't touch your friend, sitting beside you, Obey your teachers, Be kind as you play. These are our classroom rules, These are our classroom rules, They help us worship God and love one another, These are our classroom rules.</p>
<p><b>Opening Prayer Time</b></p> <p><i>lyrics and sheet music, Appendix A</i></p>	<p>"Children, we need God's help to keep these rules. Let's ask Him to help us right now. Let's get ready and pray."</p> <p><b>Let's Pray</b> <span style="float: right;">DDD ESV Songs 3, track 7</span></p> <p>1-2-3! Fold your hands, Bow your head, Close your eyes. Let's pray! <i>(repeat)</i></p> <p>"Let's pray:"</p> <p>★ <b>Opening Prayer</b></p> <p>Dear Lord, We're so glad to get to gather together to worship You! Please help us keep the classroom rules. Please help us to love You and learn about You today. In Jesus' name we pray. Amen.</p>



**Lesson Plan: Big Question 3, Bible Truth 3**

use with all THREE lessons

**p.3****2. OPENING CIRCLE TIME, continued**

= follow the stars for a short &amp; simple lesson plan

**Reveal the Big Question****Introduce the Big Question Box/Briefcase***lyrics and sheet music, Appendix A*

"Detectives INVESTIGATE things. That means they ask questions and look for answers. Deep Down Detectives investigate big questions about God. The Big Question we are investigating today is right inside our Big Question Box/Briefcase.

**The Big Question Box Song***DDD ESV Songs 3, track 8*

We've got a big box,  
All closed up and locked,  
Filled with the truths of God's Word.

We've got a brief case,  
There's no time to waste,  
Come on, kids, let's open it up!

**The Big Question under Investigation***VISUAL AID***#1***of BQB**Big Question & Answer Sign, front side**\*found in the DDD Unit 3 Visual Aids, ESV Book*

Ok, who would like to open for me and pull out the Big Question?"

*Choose a child to open the box/briefcase, take out the Big Question and hand it to you, then hold up the Big Question sign for all the children to see, and say:*



The Big Question we are investigating today is Big Question Number 3:

**What is the Gospel?**

and the Answer is:

**It's Salvation through Faith in Jesus Christ!****Big Question Meaning**

Gospel means "good news." In the Bible, the gospel is the good news that God sent His Son Jesus to save sinners like you and me from the punishment we deserve for our sins. That salvation is ours when we turn from our sins and trust in Jesus as our own Savior. Now that is good news indeed!

**Big Question Songs**

"Let's sing our Big Question Song:

**Big Q & A 3 Song****Big Q & A 3 Song***DDD ESV Songs 3, track 12**(adapted version of "Oh, My Darlin' Clementine")**lyrics and sheet music, Appendix A*

What's the gospel?  
What's the gospel?  
Can you tell me what it is?  
It's salvation through faith in Jesus,  
That's what the gospel is. (repeat)



**2. OPENING CIRCLE TIME, continued**

= follow the stars for a short &amp; simple lesson plan

**Learning about  
the Big Question**

Repeat the Big Question and Answer again:

"What Is the Gospel? It's Salvation through Faith in Jesus Christ!"

Say: "Hmmm, I wonder what that means... Let's do our action rhyme/sing our song that explains it."

Then do the action rhyme /sing song using any of the optional motions suggested, if desired.

**Big Question  
(Action Rhyme)  
Song**lyrics and sheet music,  
Appendix A**Big Question 3 Action Rhyme/ Song**

DDD ESV Songs 3, track 13

Refrain:

What is the gospel?

G-O-S-P-E-L?

What is the gospel?

Can anybody tell me?

What is the gospel?

Yes, I know what it is!

Salvation through faith in Christ,

That's what the gospel is.

"G" is for God, our good King and Creator,

O, we should obey Him,

but instead we're disobeyers,

So S, we need a Savior to save us from our sins,

That Savior is Jesus, who "P" took the punishment.

Yes, Jesus died upon the cross,

the perfect sacrifice,

Then on Day Three, He rose again

To prove He'd won the fight,

And now "E" everyone who repents

and believes in Him,

He gives "E-L" eternal life:

forever life with Him. *Refrain***(POSSIBLE ACTIONS)**Make question gesture with your arms  
(arms bent and palms facing upward)

Point out to others in a arc movement

Point up to God

Make a grumpy face

Use your index fingers to make a cross

Use your index fingers to make a cross

Hold up three fingers, then straighten arm  
up and point up with one finger

Make prayer hands

Raise hands and waggle them back and  
forth (celebrating)



**Lesson Plan: Big Question 3, Bible Truth 3**

use with all THREE lessons

**p.5****2. OPENING CIRCLE TIME, continued**

= follow the stars for a short &amp; simple lesson plan

**Learning the Bible Truth**

VISUAL take out

AID

**#2**

of BQB

VISUAL AID

All the Bible Truths Sign

★ "It's salvation through faith in Jesus Christ" is a good beginning, but there's so more to learn. So it's time for us to dig down even deeper for more answers to our Big Question about God. We're going to be learning **FOUR** Bible truths that all tell us more about the wonderful good news of God--the gospel.

Who would like to hand me the picture with our four Bible truths on it? It's in the Big Question Box/Briefcase." *Choose a child to get it and hand it to you, then hold it up and show them the pictures of the four truths they will be learning.*

**Bible Truth Clue**

VISUAL take out

AID

**#3**

of BQB

Bible Truth Clue Sign,  
front side  
VISUAL AID

★ After everyone has had a good look, say...

"Ok, we've learned two truths about the gospel. They are: "God made us and we should obey Him" and, "We have all disobeyed God and deserve His punishment" (point to pictures as you identify each Bible Truth). Now let's look at our Bible Truth Clue sign and see if we can figure out which of these four truths we will be learning about today. Who would like to get it out of the Big Question Briefcase for me?"

*Choose a child to open the briefcase, take out the Bible Truth Clue sign and hand it to you. Hold up the front side for the children to see. Cover up the answer, written along the bottom, and say:*

**"What Is the Gospel?****It's Salvation through Faith in Jesus Christ...****God sent ???? to pay for the sins of God's people!"****Hint**

We're missing one word. Here's the hint to what the missing word is. It says: "What's the name of God's Son?"

Can you guess? It's "Jesus."

So the Bible Truth we are learning today is:

*(uncover answer from bottom of sign, show it to them and say:)*

★ **"What Is the Gospel?****It's Salvation through Faith in Jesus Christ...****God sent JESUS to pay for the sins of God's people!"****Bible Truth Meaning**

★ And here is what this Bible Truth means: *(read the meaning off of the back of the sign, say:)*

What a mess we have made in God's good world! God is our good Maker and King, yet we have all chosen to disobey Him. Because God is good, He hates sin and He is right to punish our sins. We certainly deserve it! The punishment for sins is death--being separated from God and all His goodness forever. How sad!

But God is not only good. He is also very merciful. He treats us better than we deserve. That's why God, Himself, made a way for us to be forgiven our sins and to become His people. God sent His own, dear Son, Jesus to live the perfect life of love and obedience that we should live, but never do. On the cross, Jesus offered His perfect life to God as the full payment for sin for all who turn away from their sins and trust in Him as their Savior. Jesus suffered and died in our place. Then on the third day, Jesus rose up from the dead, showing that He had really beaten sin and death! Jesus can be our Savior, too, when we turn away from our sins and trust in Him as our Savior.



**2. OPENING CIRCLE TIME, continued**

= follow the stars for a short &amp; simple lesson plan

**Learning the Bible Verse****The Bible Chant Song**lyrics and sheet music,  
Appendix A

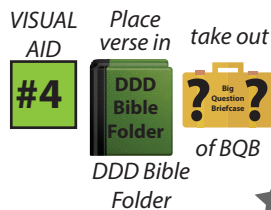
"And how do I know this is true? God tells me so in His special book, the Bible."

Say or sing the Bible Chant Song.

**The Bible Chant Song**

DDD ESV Songs 3, track 9

The Bible, the Bible,  
Let's get out the Bible.  
Let's hear what God has to say.  
The Bible, the Bible,  
God's given us the Bible.  
It's His Word for us to learn and obey! Yay!

**Bible Verse**DDD 3.3 Bible Verse-front  
side (in the DDD Bible folder)\*found in the DDD Unit 3  
Visual Aids, ESV Book

"Who would like to get our Bible folder out of the Big Question Briefcase for me?"

Choose a child to open the briefcase, take out the "Bible" folder and hand it to you. Remove the Bible Verse Picture from the "Bible" folder and hold it up for all the children to see, then say:

Isaiah 53:5-6 tells us:

**Isaiah 53:5-6**

"He was pierced for our transgressions, he was crushed for our iniquities; the punishment that brought us peace was upon him, and by his wounds we are healed. We all, like sheep, have gone astray, each of us has turned to his own way; and the LORD has laid on him the iniquity of us all."

**Learn a Little:** "The punishment that brought us peace was upon him."**Bible Verse Meaning****What does that mean?**

God is our good King and Creator and we should love and obey Him. But the sad news is that we all choose to disobey Him...and we all deserve His punishment.

Yes, we deserve His punishment, but God has loved us so much that He sent His Son, Jesus to take the punishment that we deserve instead. Jesus lived a perfect life and chose to give it up to pay for our sins. On the cross He suffered and died. He was pierced with nails in His hands and feet. He was pierced in His side with a sword. He took all of the punishment that we deserve from God for our sins so that we could be forgiven. Jesus made the way for us to have peace with God by suffering in our place.

Who did Jesus do this for? It is God's free gift to all who put their trust in Jesus as their Savior and choose to live for Him. This gift can be for you, too! Ask God to help you. He loves to answer this prayer!



**2. OPENING CIRCLE TIME, continued**

= follow the stars for a short &amp; simple lesson plan

**Bible Verse  
Song**

*lyrics and sheet music,  
Appendix A*

*You might also enjoy:*

All We Like Sheep  
Isaiah 53:6 , ESV  
DDD ESV Songs 3,  
track 25

We've said our Bible verse, now let's sing it!

**He Was Pierced: Isaiah 53:5**

*DDD ESV Songs 3, track 24*

He was pierced, He was pierced,  
He was pierced because of our transgressions,  
He was crushed, He was crushed,  
He was crushed because of our iniquities.

Punishment for our peace was on Him, on Him,  
and by His wounds, we are healed, we are healed.

He was pierced, He was pierced,  
He was pierced because of our transgressions,  
He was crushed, He was crushed,  
He was crushed because of our iniquities.  
Isaiah Fifty-three, verse five.



**Lesson Plan: Big Question 3, Bible Truth 3**

use with all THREE lessons

**p.8****2. OPENING CIRCLE TIME, continued**

= follow the stars for a short &amp; simple lesson plan

<b>Getting into the Case</b>	<p>"Now it's time to do a bit more deep down investigating. Let's see what Detective Dan wants us to help him figure out. Would someone like to get it out for me?"</p>
<b>Listening Assignments</b>  <div style="display: flex; align-items: center;"> <div style="text-align: center; margin-right: 10px;">             Place in   </div> <div style="text-align: center;">             take out   </div> </div> <div style="text-align: center; margin-top: 5px;">             of BQB         </div>	<p><b>NOTE: Listening assignments are most suitable for ages 3+. Skip straight to the Bible story (see bottom of this page), if working with 2 year olds.</b></p> <p>"Let's open up our listening assignment and see what we are supposed to figure out today.</p> <p><i>Choose a child to take out the Listening Assignment (from the DDD Bible Folder) and hand it to you. Read Detective Dan's letter to the children that includes the listening assignment. The listening assignments are summarized below:</i></p>
<div style="text-align: center;">             VISUAL AID                DDD Unit 3              Visual Aids, ESV         </div>	<p><b>Detective Dan's Lesson #1 Listening Assignment:</b></p> <p>I need to know:</p> <ol style="list-style-type: none"> <li><b>1. Who was the Savior?</b></li> <li><b>2. When did the promise of a Savior start? When did it finish?</b></li> </ol>
<div style="text-align: center;">             VISUAL AID                DDD Unit 3              Visual Aids, ESV         </div>	<p><b>Detective Dan's Lesson #2 Listening Assignment:</b></p> <p><b>Our Bible Verse is Isaiah 53:5-6, ESV</b></p> <p>"He was pierced for our transgressions, he was crushed for our iniquities; the punishment that brought us peace was upon him, and by his wounds we are healed. We all, like sheep, have gone astray, each of us has turned to his own way; and the LORD has laid on him the iniquity of us all."</p> <p>I need to know:</p> <p>Transgressions and iniquities are other words for sin.</p> <ol style="list-style-type: none"> <li><b>1. Whose transgressions and iniquities deserved God's punishment in our story?</b></li> <li><b>2. Who came to take God's punishment for them?</b></li> </ol>
<div style="text-align: center;">             VISUAL AID    <i>*Listening Assignment #3 includes the Assignment Sheet, plus 6 clue pictures*</i>              DDD Unit 3              Visual Aids, ESV         </div>	<p><b>Detective Dan's Lesson #3 Listening Assignment:</b></p> <p>I found six clues, but two of them are <b>NOT</b> in the story. They are: a tree; a lamp; a garden; a cave grave; a bed; and, a man named Abraham. <i>Hold each of them up for the children to see as you identify them.</i></p> <p>I need to know:</p> <ol style="list-style-type: none"> <li><b>1. Which four belong in the story and which two don't?</b></li> <li><b>2. Which one did the Savior use to prove He had won? What do we thank Him for beating?</b></li> </ol>
<p><b>Tell the Bible Story</b></p> <div style="text-align: center; margin-top: 10px;"> <div style="display: flex; align-items: center;"> <div style="text-align: center; margin-right: 10px;">             Place story &amp; pics in   </div> <div style="text-align: center;">             take out   </div> </div> <div style="text-align: center; margin-top: 5px;">             of BQB         </div> <div style="text-align: center; margin-top: 10px;">             DDD Unit 3              Visual Aids, ESV    <b>Story text included in this book right after this lesson plan and in Visual Aids book</b> </div> </div>	<p>★ <b>Then say,</b> "Ok, Deep Down Detectives! Put on your best listening ears and see if you can hear the answers to Detective Dan's questions. When I finish telling the story, we will see if we can answer all the questions."</p> <p>★ <b>Bible Story: The Case of the Savior, from Start to Finish</b>  <i>Genesis, The Gospels</i></p> <p><i>Read the Bible Truth story, putting up the Storyboard Pictures/holding up the Story Scenes as you tell it. Then have the children answer the listening assignment, present the gospel and lead in prayer.</i></p> <p><small>*Answers to questions, the gospel and ACTS prayer are included with the story text.*</small></p>



**Lesson Plan: Big Question 3, Bible Truth 3**

use with all THREE lessons

**p.9****2. OPENING CIRCLE TIME, continued**

= follow the stars for a short &amp; simple lesson plan

<p><b>Story Response Song(s)</b></p> <p><b>Hymn</b></p> <p><i>lyrics and sheet music, Appendix A</i></p>	<p><i>As attention span and time allow, you might want to end with one of the following songs which also tie in with the unit. If desired, use the Music and Movement activity ideas while singing (listed with the Response Activities).</i></p> <p><b>And Can It Be</b> <span style="float: right;"><i>DDD ESV Songs 3, track 17</i></span></p> <p><b>Refrain</b></p> <p>Amazing love, how can it be? That thou, my God, should die for me? Amazing love, how can it be? That thou, my God, should die for me?</p> <p><b>Tie-in:</b> "God's love is amazing! How He loves His people! They deserved the full punishment for their sins. They deserved to die and be separated from God forever. But Jesus came to die for the sins of all who would ever turn from their sins and trust in Him as their Savior. He died in their place. He took their sins, so that they could be forgiven and live as God's people forever. When we turn from our sins and trust in Jesus as our Savior, then His death pays for our sins, too. We, too, can know God now in our hearts; and one day, go to live with Him forever."</p>
<p><b>Praise Song</b></p> <p><i>lyrics and sheet music, Appendix A</i></p>	<p><b>Praise Song: I Have Decided to Follow Jesus</b> <span style="float: right;"><i>DDD ESV Songs 3, track 18</i></span></p> <p>I have decided to follow Jesus, I have decided to follow Jesus, I have decided to follow Jesus, No turning back, no turning back.</p> <p><b>Tie-in:</b> "God offers to forgive our sins when we turn away from a life of disobeying Him and trust in Jesus as our Savior. He gives us eternal life and makes us His people. God's people love God and want to please Him. Every day they ask God to help them to follow Jesus in how they live. They want to love God and others the way Jesus did. God loves to answer this prayer. He promises to send the Holy Spirit to help them do this."</p>

**3. TAKING ACTION: Response Activities** *(choose from among these activities)*

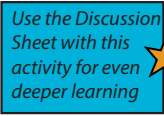

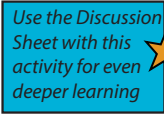

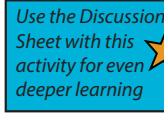

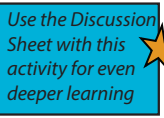

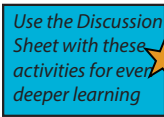

<p><b>Transition to Activities</b></p>	<p>★ "Well, Deep Down Detectives, you've done a great job diggin' deep down for answers in the truths of God's Word. Now it's time to enjoy some activities."</p> <p><i>Tell children what activity/s you are providing for them: either free play or some of the response activities listed below. When you are ready to dismiss them, use this song to help the children transition in an orderly fashion to their next activity.</i></p>
<p><b>Classroom Song, verse 2</b></p> <p><i>lyrics and sheet music, Appendix A</i></p>	<p>"Children, let's sing our Time to Play Song. When we are finished you may get up and walk over to our next activity."</p> <p><b>Classroom Song, verse 2</b> <span style="float: right;"><i>DDD ESV Songs 3, track 2</i></span></p> <p>We've gathered together to worship God, We've gathered together to worship God, And now it's time to play.</p> <p><i>Dismiss the children to whatever activities you have prepared for them to do.</i></p>



**Lesson Plan: Big Question 3, Bible Truth 3**

use with all THREE lessons

**p.10****3. TAKING ACTION: Response Activities** (choose from among these activities) ★ = short & simple lesson plan

<b>Response Activities</b>	Choose one or more activities appropriate for your children, based on classroom time and developmental needs. <b>Add the Discussion Sheet to any activity for deeper learning.</b> ★
<b>Bible Verse Memory Game</b>  <i>game directions, Appendix B</i>	<p>Though listed with the opening activities, you may choose to use this Bible verse game here instead (or as a repeat).</p> <ul style="list-style-type: none"> <li>Lesson 1 Game: Block Clapping</li> <li>Lesson 2 Game: Meet, Greet and Keep It Up</li> <li>Lesson 3 Game: Bean Bag Catch</li> </ul> <div>   </div> <p>Discussion Questions</p>
<b>Music, Movement &amp; Memory Activity</b>  <i>game directions, Appendix B</i>	<p>A music activity that uses the songs from the Bible Truth and Big Question unit.</p> <ul style="list-style-type: none"> <li>DDD Songs for this Bible Truth, plus:</li> <li>Lesson 1 Activity: Jingle Bell Hands</li> <li>Lesson 2 Activity: Big Voice, Little Voice</li> <li>Lesson 3 Activity: Sing, Dance and Fall Down</li> </ul> <div>   </div> <p>Discussion Questions</p>
<b>Bible Story Review Game</b>  <i>game directions, Appendix B</i>	<p>A game that uses the storyboard pictures from the story to review the story.</p> <ul style="list-style-type: none"> <li>Lesson 1 Game: Can You Remember?</li> <li>Lesson 2 Game: Clothespin Line Up and Drop</li> <li>Lesson 3 Game: Deep Down Detectives Clue Hunt</li> </ul> <div>   </div> <p>Discussion Questions</p>
<b>Coloring Pages/ Take Home Sheets</b>  <i>in Appendix C</i>  ★	<p>A coloring page related to the lesson assignment question is provided for each lesson. On the back of each are the key concepts, a few questions and a song for parents to use with their children.</p> <p>NOTE: Upgrade your coloring sheet to a more interesting craft by offering simple embellishments, such as jiggly eyes, craft sand, glitter, glitter glue, colored paper dots (made with a hole punch), fabric scraps, etc. Make cut-to-size glued-on clothes, hair, etc for characters by using a copy of the coloring sheet, cutting out the selected portions and making them the patterns for whatever you want to cut out of fabric, paper, foil, etc.</p> <ul style="list-style-type: none"> <li>Lesson 1 Coloring Sheet Emphasis: Bible Truth</li> <li>Lesson 2 Coloring Sheet Emphasis: Bible Verse</li> <li>Lesson 3 Coloring Sheet Emphasis: ACTS Prayer</li> </ul> <div>   </div> <p>Discussion Questions</p>
<b>Extra Crafts: Big Question Craft</b> <i>in Appendix C</i>  <b>Bible Verse Craft</b> <i>in Appendix C</i>  <b>Bible Story Puzzle</b> <i>in Appendix C</i>	<p><b>These crafts are slightly more complex than the coloring/take home sheets:</b></p> <p><b>The Bible Concept Go-and-Tell Craft</b> is a craft that summarizes the Bible concept and includes the Bible verse is included for those desiring more than a coloring sheet. This more complex craft will involve gluing, sticking, etc. Can be used at any time.</p> <p>The <b>Bible Story Coloring Sheet</b> provides a tie in between the Bible story and the Bible truth they are learning.</p> <p>The <b>Storyboard Picture Placement Page</b> has been made into a puzzle that can be cut out and re-assembled by the children. This provides a nice summary of the story.</p> <div>   </div> <p>Discussion Questions</p>
<b>Free Play Activities</b> ★ <i>ideas in Appendix D</i>	Offer your own or some of the easy-to-make, free play activities suggested in Appendix D.



**Lesson Plan: Big Question 3, Bible Truth 3**

use with all THREE lessons

**p.11****4. CLOSING CIRCLE TIME** *(End-of-session activities for the last 5-10 minutes of class time)*

★ = short &amp; simple lesson plan

<p><b>Transition to Closing Circle</b></p> <p><b>Classroom Song, verse 3</b></p> <p><i>lyrics and sheet music, Appendix A</i></p>	<p><i>Use this song to help the children transition in an orderly fashion. Start singing this song and ask the children to gather with you for Closing Circle Time.</i></p> <p><b>Classroom Song, verse 3</b> <span style="float: right;"><i>DDD ESV Songs 3, track 3</i></span></p> <p>It's time to get ready to go and tell, It's time to get ready to go and tell, Come gather here with me.</p>
<p><b>Closing Circle Time</b></p> <p><b>Classroom Song, verse 4</b></p> <p><i>lyrics and sheet music, Appendix A</i></p>	<p><i>When children are settled in the circle, say:</i></p> <p>"It's almost time for your parents to come pick you up. And do you know what that means? It means.... (draw this out to build anticipation and excitement)...that it's almost time to go home and....it's almost time to...Go and Tell! We have learned some big news about God today. God wants us to take and tell it to the whole world!"</p> <p><b>Classroom Song, verse 4</b> <span style="float: right;"><i>DDD ESV Songs 3, track 4</i></span></p> <p>So what's our big news to go and tell, So what's our big news to go and tell, Can you tell me now?</p>
<p><b>Big News to Tell Big Question 3</b></p> <p><small>VISUAL AID</small></p> <p><b>#1</b></p> <p><i>*found in the DDD Unit 3 Visual Aids, ESV Book</i></p> <p><i>lyrics and sheet music, Appendix A</i></p> <p><b>Big Question 3, Bible Truth 3</b></p> <p><small>VISUAL AID</small></p> <p><b>#3</b></p>	<p>"Let's see....there's so much big news to tell! There's so much we've learned!</p> <p>First of all, can you tell me the answer to our <b>Big Question: "What is the gospel?"</b> <i>Hold up the Bible Truth Clue Picture.</i></p> <p>Say the answer with me: <b>"It's salvation through faith in Jesus Christ!"</b></p> <p><i>(If desired, you can sing one/both of the Big Question songs.)</i> <span style="float: right;"><i>DDD ESV Songs 3, tracks 12,13</i></span></p> <p>And what's one way He does this? What did we learn? <i>Point to the picture.</i></p> <p><b>God sent Jesus to pay for the sins of God's people!</b></p> <p>"And how do I know this is true? Can you tell me? Say it with me: <b>"The Bible tells me so!"</b> That's right!</p>
<p><b>Big Question 3 Bible Truth 3 Bible Verse</b></p> <p><small>VISUAL AID</small></p> <p><b>#4</b></p> <p><i>*found in the DDD Unit 3 Visual Aids, ESV Book</i></p> <p><i>lyrics and sheet music, Appendix A</i></p>	<p>We learned: <b>Isaiah 53:5-6, ESV</b></p> <p>"He was pierced for our transgressions, he was crushed for our iniquities; the punishment that brought us peace was upon him, and by his wounds we are healed. We all, like sheep, have gone astray, each of us has turned to his own way; and the LORD has laid on him the iniquity of us all."</p> <p><b>Learn a Little:</b> "The punishment that brought us peace was upon him."</p> <p>What It Means: God is our good King and Creator and we should love and obey Him. But the sad news is that we all choose to disobey Him...and we all deserve His punishment.</p> <p>Yes, we deserve His punishment, but God has loved us so much that He sent His Son, Jesus to take the punishment that we deserve instead. Jesus lived a perfect life and chose to give it up to pay for our sins. On the cross He suffered and died. He was pierced with nails in His hands and feet. He was pierced in His side with a sword. He took all of the punishment that we deserve from God for our sins so that we could be forgiven. He made the way for us to have peace with God by suffering in our place.</p> <p><i>(If desired, you can sing the Bible verse song.)</i> <span style="float: right;"><i>DDD ESV Songs 3, track 24</i></span></p>



**Lesson Plan: Big Question 3, Bible Truth 3**

use with all THREE lessons

**p.12****4. CLOSING CIRCLE TIME, continued**

= follow the stars for a short &amp; simple lesson plan

<b>Closing ACTS Prayer Time</b>  <b>ACTS Prayer Chant</b>  <i>lyrics and sheet music, Appendix A</i>	<p><i>Let's ask God to help us to remember this and even tell others this good news. Let's get ready and pray our ACTS prayer.</i></p> <p><i>And what does ACTS mean? Let's sing/say our ACTS Prayer Chant!</i></p> <p><b>ACTS Prayer Chant Song</b> <span style="float: right;"><i>DDD ESV Songs 3, tracks 10,11</i></span></p> <p>A, Adoration, God, we praise You!  C, Confession, Forgive us our sins.  T, Thanksgiving, Thank You for Jesus,  S, Supplication, Help us to live like Him.</p> <p style="text-align: right;">That's the ACTS prayer, my friend,  Bow your head, Close your eyes, Shhh,  Let's begin.</p>
<b>Closing ACTS Prayer</b>	<p>"Let's pray!"</p> <p><i>Lead the children in the ACTS prayer for this Bible Truth.</i></p> <p><b>A</b> God, we praise You for being the good Creator and King of the world.</p> <p><b>C</b> God, we confess rebelling against You and Your good ways. Too many times we choose to live life our own way instead of Yours. We need a Savior!</p> <p><b>T</b> Thank You for being our good Creator and King. Thank You for making everything in the world for Your good purposes. Thank You for being so merciful to us! Thank You for offering us salvation through Jesus, when we repent of our sins and trust Jesus as our Savior.</p> <p><b>S</b> God, work in our hearts, helping us to turn away from disobeying You. Help us to trust in Jesus as our Savior. Help us to joyfully obey You, as is best for us and brings You glory.</p> <p>In Jesus' name we pray. Amen.</p>
<b>5. TAKING IT HOME</b> <i>(Take Home Sheet)</i>	
<b>Clean up and Dismissal</b>	<p>★ "Now it's time to work together and clean up."  <i>Have the children join you in cleaning up the room.</i></p>
<b>Coloring Pages/ Take Home Sheets</b>  <i>in Appendix C</i>	<p>★ <i>Give out the craft/take home sheet and any other papers from the session, as you dismiss children from class.</i></p> <p><i>(Reminder: The back side of the coloring page is the take home sheet for each lesson.)</i></p>
<b>Bible Story to Take-Home</b>  <i>in Appendix C</i>	<p>You may also want to include a copy of the story along with the take home sheet. (However, each coloring sheet/take home sheet includes a note to parents telling where they can download the story from the Parent Resources section on the website.)</p>



**Bible Story for Big Question 3, Bible Truth 3**

use with all THREE lessons

Place  
story in

take out

**P.1****The Case of the Savior, from Start to Finish***Genesis, The Gospels*

of BQB

**Story-telling Tips**

Ahead of time:

1. Read the Bible verses and story. Pray!
2. Choose story action cues and prepare storyboard figures/Story Scenes, if using. (In Visual Aids book)
3. Practice telling story with the storyboard figures/Story Scenes, timing your presentation. Shorten, if necessary.

During your presentation:

1. Maintain as much eye contact as possible as you tell the story.
2. Put up storyboard figures/add story action cues/hold up Story Scenes as you tell the story. Allow the children to help you put them on the board, if desired.
3. Include the children in your story with a few questions about what they think will happen or words/concepts that might be new to them.
4. Watch the kids for signs that their attention span has been reached. Shorten, if necessary.

**INTRODUCTION/ LISTENING ASSIGNMENTS (Optional)****“Our story is called: The Case of the Savior, from Start to Finish. Here is your listening assignment...”***Read the assignment for your lesson using Detective Dan’s Listening Assignment sign or the text below:***Detective Dan’s Lesson #1 Listening Assignment:**

I need to know:

1. Who was the Savior?
2. When did the promise of a Savior start? When did it finish?

**Detective Dan’s Lesson #2 Listening Assignment:**

Our Bible Verse is Isaiah 53:5-6, ESV

“He was pierced for our transgressions, he was crushed for our iniquities; the punishment that brought us peace was upon him, and by his wounds we are healed. We all, like sheep, have gone astray, each of us has turned to his own way; and the LORD has laid on him the iniquity of us all.”

**I need to know:**

Transgressions and iniquities are other words for sin.

1. Whose transgressions and iniquities deserved God’s punishment in our story?
2. Who came to take God’s punishment for them?

**Detective Dan’s Lesson #3 Listening Assignment:**

I found six clues, but two of them are NOT in the story.

They are: a tree; a lamp; a garden; a cave grave; a bed; and, a man named Abraham.

Hold each of them up for the children to see as you identify them.

**I need to know:**

1. Which four belong in the story and which two don’t?
2. Which one did the Savior use to prove He had won? What do we thank Him for beating?

**Read the assignment questions, THEN SAY,**

“Ok, Deep Down Detectives! Put on your best listening ears and see if you can hear the answers to Detective Dan’s questions. When I finish telling the story, we will see if we can answer all the questions.”

*Read the Bible Truth story, answer questions, present the gospel and lead in prayer.**Answers to questions; the gospel; and, ACTS prayer are included with the story text.*



**Bible Story for Big Question 3, Bible Truth 3**

use with all THREE lessons

**P.2****The Case of the Savior, from Start to Finish** *Genesis, The Gospels*

**Story with lines separating paragraphs (text in bold, optional interaction cues in italics)** Numbers correspond to storyboard pictures and placement upon the storyboard. Always feel free to use less pictures, if it's best for your kids. Simply black out the numbers next to pictures you do not plan to use. All pictures are found in the Visual Aids book. Put BG (background) pictures on storyboard ahead of time. SB pictures (listed below in story text) are added to board as you tell the story. These numbers are also found on the back of each picture. Tip: Stack pictures in numerical order before telling story for easy use. Use sticky-back velcro to attach pictures to storyboard felt. Use sticky-tac putty to stick a picture on top of another picture. OR, if using the Story Scenes to tell the story, disregard the storyboard picture references listed below.

**Back in the very beginning, (SB1) God created our world.****Heavens and earth.****Sky and seas,****Mountains and valleys,****Flowers and trees,****Birds and fish and animals, too,****And best of all, God made people,****Like me and you.****And it was all good. VERY good.**

**But why were PEOPLE the best of all that God created, back in the very beginning? It's because He created people with something that no other earth creature had: a (SB2) living spirit that could know and love Him. We could have a special closeness to God that no one else could enjoy!**

**I'm sure it's very fine to be a fast horse galloping across a grassy field; or, a proud eagle soaring on the wind high up in the sky. I'm sure it would be marvelous to twist and spin like a dolphin in the ocean. And don't we all enjoy looking up at the beautiful stars at night or gazing at tall, snowy mountains in the distance? But NONE of this is ANYTHING as great as knowing God and being close to Him. That is the BEST thing anyone can ever enjoy. And that's why this spirit inside people makes us so very special, indeed!**

**God named the first man and woman, (SB3) Adam and Eve. He gave them a beautiful garden home with everything they needed—(SB4) perfect food to eat, perfect jobs to do, and perfect friendship to enjoy with each other.**

**But the best thing about life in the Garden, wasn't anything that Adam and Eve could put in their mouths, or do with their hands or even enjoy with each other. The best thing that Adam and Eve had in that Garden was something that they couldn't even see or touch. And it all had to do with that spirit God gave them.**

**Can you guess what that best thing was?****The best thing about life in the Garden was (SB5) the very special closeness that they had with God.**

**What was that very special closeness like? I like to call it (SB6) "Perfect Wonderfulness." It was "Perfect", because there was no sin in Adam and Eve's hearts that blocked it. And it was "Wonderfulness," because it was far better than ANYTHING we can imagine. "Perfect Wonderfulness"-- knowing, loving, trusting and obeying God completely. And God sharing His love and showing Himself to them in a way deeper and better than any of us has ever known. Yes, life with God in the Garden was "Perfect Wonderfulness." And what made it even MORE wonderful was that it could go on this way forever and ever.**

*Doesn't the life Adam and Eve had with God sound amazing? Perfect Wonderfulness, lasting forever!*

**But the "Perfect Wonderfulness" did NOT last forever. (SB7) Satan, God's enemy, came into the Garden. He tempted Adam and Eve to doubt God and His goodness. His plan worked. Right there, in the middle of that beautiful Garden of love, Adam and Eve stopped trusting God and chose to rebel against Him instead.**



**Bible Story for Big Question 3, Bible Truth 3**

use with all THREE lessons

**P.3***Story with lines separating paragraphs (text in bold, optional interaction cues in italics)*

**What would God do? Well, there was only one thing that He could do. You see, GOOD. He is HOLY. He (SB8) hates sin. It is BAD. So He did what He must do— He punished Adam and Eve for their disobeying.**

**(SB9) Life in God's perfect world was broken. Now there would be sin and sadness, sickness and death. Life in the Garden was broken, too. Adam and Eve lost their perfect food and perfect jobs and perfect friendship with each other. Worst of all, (SB10) they lost their Perfect Wonderfulness, their very special closeness with God that would have gone on forever and ever.**

**Oh, what a lot Adam and Eve lost on that sad, sad day!**

**But there was something that Adam and Eve did NOT lose on that day.**

*Can you guess what it was?*

**They did NOT lose God's love.**

**God, in His great love and mercy was not finished with them or His world. He had always known what would happen. And He had always planned for it. He would NOT lose His people. He would SAVE them from their sins, and He, Himself, would do it.**

**So on that very day, God gave Adam and Eve (SB11) a promise. He would send a Savior to crush the enemy. He would win back the Perfect Wonderfulness for them. He would win back the Forever Life with Him that He had created them to enjoy.**

**Yes, He would win it all back, through the Savior He would send. We know His name, don't we?**

*Can you tell me the Savior's name?*

**The Savior would be Jesus, God's own Son.**

**Adam and Eve had a family. (SB12) Their children had children, too. They were just like Adam and Eve. They had two eyes, two ears, two legs, and two arms. One head with one nose and one mouth. They even had that special heart made to know and love God. But sadly, (SB13) their hearts were broken with sin, just like Adam and Eve's. They ALL chose to disobey God and they ALL deserved His punishment. How sad!**

**But there was good news, too. Though they all disobeyed God and their hearts were broken with sin, (SB14) some remembered God's promise to crush their enemy. They trusted in God and looked forward in faith to the day when the Savior would come.**

*Can you tell me the Savior's name?*

**The Savior would be Jesus, God's own Son.**

**God's plan to send a Savior began to unfold. God chose (SB15) Abraham and his family to be the ones to prepare the world for the Savior. He gave them a special land to live in and His laws to live by. He gave them His special promises, too. God told them that all people would be blessed through someone who would be born into their family one day. (SB16) That someone would be the Savior.**

*Can you tell me the Savior's name?*

**The Savior would be Jesus, God's own Son.**



**Bible Story for Big Question 3, Bible Truth 3**

use with all THREE lessons

**P.4***Story with lines separating paragraphs (text in bold, optional interaction cues in italics)*

**Many years passed. Abraham's family grew (SB16) into thousands and thousands and thousands of people. A whole nation! Sometimes, they obeyed God, but many times they did not. They enjoyed God's great blessings when they obeyed. They felt His loving discipline when they did not.**

**When they kept refusing to obey, God's loving discipline became more painful. How God loved His people! So He gave them what they needed to turn back to Him. He (SB17) sent them far away from their home to work for their enemies. They were so sad. They missed the good home and the good life He had given them. At last, their hearts changed. They were sorry they had disobeyed God. They wanted to turn back to Him. God sent them good news: one day He would bring them back home. And one day, (SB18) He would send a Savior.**

*Can you tell me the Savior's name?*

**The Savior would be Jesus, God's own Son.**

**God kept His promises. He (SB19) brought Abraham's family back home. And then, at just the right time, God (SB20) sent the Savior to be born in Bethlehem--Jesus, God's own Son.**

**Jesus grew up. He (SB21) taught about God and did many amazing things. He lived a perfect life—the life that Adam and Eve and all of us were supposed to live, but never did. He showed that He was God's Son, the Savior.**

**But Jesus didn't just come to show us that He was the Savior. He came to BE the Savior. He would make the way for us to have special closeness with God again. He would pay for our sins so that through Him we could once more enjoy Perfect Wonderfulness with God forever.**

**But, oh, what a terrible way it must all happen!**

**Sin couldn't be paid for (SB22) with money. Sin even couldn't be paid for by Jesus (SB23) living a perfect life in our place. No, sin could only be paid for with by Jesus living a perfect life, and then Him GIVING IT UP for us. He had to take our punishment. He had to die the death that we deserved! That was the only way!**

**So that's what Jesus did. He (SB24) suffered and died on the cross as the perfect sacrifice for our sins. He was our substitute. He was our payment!**

**How Jesus hurt that day as He suffered and died for us! How much God loved us that He would pay for our sins, Himself, through His Son Jesus!**

**As Jesus died on the cross, His last words were, "It is finished." But what was finished? What it just His life was finished? Or could it be something more?**

*What do you think Jesus finished?*

**Later that day, (SB25) some men took Jesus' body to a cave grave in a garden. That looked like the end. But was it? No, it was not! What people had lost in their beautiful Garden long ago, Jesus was about to prove that He had won back in this garden.**

**On Day One and Two, Jesus' body stayed in that cave grave, but (Remove BG5 from cave entrance.) then on Day Three, (SB26) Jesus rose up from the dead in victory. He was alive! Jesus had really beaten sin and death! That's what He had finished that day He suffered and died on the cross. All those sins paid for. The way back to Perfect Wonderfulness with God forever was made!**

**Now, all who turn away from their sins and trust in Jesus as their Savior can (SB27) enjoy a bit of special closeness with God in their hearts now by God's Holy Spirit. And one day, when they die, they (SB28) will go to enjoy full, Perfect Wonderfulness with God forever. Perfect Wonderfulness. Perfect Forever. All of that is ours, all because the Savior came, and that Savior was God's Son, Jesus. Thank You, Jesus!**



**Cracking the Case:** (story wrap-up for Listening Assignments)

It's time to see how we did with our Listening Assignment.

**Detective Dan's Lesson 1 Listening Assignment:**

**1. Who was the Savior?** God's Son, Jesus.

**2. When did the promise of a Savior start? When did it finish?** It started back in the beginning when Adam and Eve disobeyed God. It finished when Jesus died on the cross for the sins of God's people and rose from the dead in victory.

**For You and Me:**

The promise of the Savior wasn't just for Adam and Eve or all those people who lived long ago. It is for us, too. It is for all who turn away from their sins and trust in Jesus as their Savior. He came to give us special closeness with God. He came so we could know the Perfect Wonderfulness of life with God. Thank You, Jesus!

**Detective Dan's Lesson 2 Listening Assignment:****Our Bible Verse is Isaiah 53:5-6, ESV**

"He was pierced for our transgressions, he was crushed for our iniquities; the punishment that brought us peace was upon him, and by his wounds we are healed. We all, like sheep, have gone astray, each of us has turned to his own way; and the LORD has laid on him the iniquity of us all."

**I need to find out:**

**Transgressions and iniquities are other words for sin.**

**1. Whose transgressions and iniquities deserved God's punishment in our story?** All people.

**2. Who came to take God's punishment for them?**

Jesus, God's Son.

**For You and Me:**

The promise of the Savior wasn't just for Adam and Eve or all those people who lived long ago. It is for us, too. It is for all who turn away from their sins and trust in Jesus as their Savior. He came to give us special closeness with God. He came so we could know the Perfect Wonderfulness of life with God. He did this by paying for our sins, Himself! Thank You, Jesus!

**Detective Dan's Lesson 3 Listening Assignment:**

Our six clues were: a tree; a lamp; a garden; a cave grave; a bed; and, a man named Abraham.

**1. Which four belong in our story?**

The tree, the garden, the cave grave, and Abraham.

**2. Which one did the Savior use to prove He had won? What do we thank Him for beating?**

The cave grave. On the third day Jesus rose from the dead, showing that He had beat sin and death for all who turn away from their sins and trust in Him as their Savior.

**For You and Me:**

The promise of the Savior wasn't just for Adam and Eve or all those people who lived long ago. It is for us, too. It is for all who turn away from their sins and trust in Jesus as their Savior. He beat sin and death for us. He came to give us special closeness with God. He came so we could know the Perfect Wonderfulness of life with God. Thank You, Jesus!

**The Gospel** (story wrap-up if NOT using Listening Assignments)**Our Bible Truth is:****What Is the Gospel?**

**It's Salvation through Faith in Jesus Christ!**

**God sent Jesus to pay for the sins of God's people!**

How merciful is God! How great is His love for sinners, like you and me! Though we have all chosen to disobey Him, He always planned to provide us with a Savior! And that Savior would be His own, dear Son! He choose to suffer and die on the cross and give up His perfect life and the full payment for sin that we needed. How can He be our Savior? By turning away from our sins and trusting in Him as our Savior. Ask Him to help you! He loves to answer this prayer!

*Close in prayer.*



**Closing ACTS Prayer**

- A** God, we praise You for being the good Creator and King of the world.
- C** God, we confess rebelling against You and Your good ways. Too many times we choose to live life our own way instead of Yours. We need a Savior!
- T** Thank You for being our good Creator and King. Thank You for making everything in the world for Your good purposes. Thank You for being so merciful to us! Thank You for offering us salvation through Jesus, when we repent of our sins and trust Jesus as our Savior.
- S** God, work in our hearts, helping us to turn away from disobeying You. Help us to trust in Jesus as our Savior. Help us to joyfully obey You, as is best for us and brings You glory.

In Jesus' name we pray. Amen.

***Go to Lesson Plan, p.9 for the script to the rest of the lesson.***



**Deep Down Discussion Sheet**

use with all THREE lessons

Use with all  
response activities  
for deeper learning**P.1***Questions to aid discussion of the key concepts and for use in games*

Be familiar with these questions and answers. Look for opportunities to ask questions and discuss their answers, such as while the children work on their coloring pages, as part of their response games, or during play time. Remember: your goal isn't to ask all these questions or only talk to the children about these things. It is to be deliberate in having good conversations with them, however much or little you have.

<b>BIG QUESTION</b>	What is the Gospel? It's Salvation through Faith in Jesus Christ!
<b>Meaning</b>	Gospel means "good news." In the Bible, the gospel is the good news that God sent His Son Jesus to save sinners like you and me from the punishment we deserve for our sins. That salvation is ours when we turn from our sins and trust in Jesus as our own Savior.
<b>Discussion Questions</b>	<p><i>choose a few</i></p> <ol style="list-style-type: none"> <li>1. What is the gospel? <i>It's salvation through faith in Jesus!</i></li> <li>2. What does the word "gospel" mean? <i>It means "good news."</i></li> <li>3. Why is the gospel such good news? <i>It tells us how can forgive our sins and make us His people forever!</i></li> <li>4. Who do we need to have faith in? <i>Jesus.</i></li> <li>5. What did Jesus do so we can be saved? <i>He took the punishment for sin when He died on the cross.</i></li> <li>6. What does God want us to turn away from? <i>Our sins.</i></li> <li>7. What does it mean to turn away from our sins? <i>To say "no" to disobeying God and to want to obey Him, instead.</i></li> <li>8. Who can we ask to help us turn away from our sins and trust in Jesus? <i>God! He loves to help us when we ask Him.</i></li> </ol>
<b>BIBLE TRUTH</b>	It's Salvation through Faith in Jesus Christ...God Sent Jesus to Pay for the Sins of God's People!
<b>Meaning</b>	<p>What a mess we have made in God's good world! God is our good Maker and King, yet we have all chosen to disobey Him. Because God is good, He hates sin and He is right to punish our sins. We certainly deserve it! The punishment for sins is death--being separated from God and all His goodness forever. How sad!</p> <p>But God is not only good. He is also very merciful. He treats us better than we deserve. That's why God, Himself, made a way for us to be forgiven our sins and to become His people. God sent His own, dear Son, Jesus to live the perfect life of love and obedience that we should live, but never do. On the cross, Jesus offered His perfect life to God as the full payment for sin for all who turn away from their sins and trust in Him as their Savior. Jesus suffered and died in our place. Then on the third day, Jesus rose up from the dead, showing that He had really beaten sin and death! Jesus can be our Savior, too, when we turn away from our sins and trust in Him as our Savior.</p>
<b>Discussion Questions</b>	<p><i>choose a few</i></p> <ol style="list-style-type: none"> <li>1. Who is our good Maker and King? <i>God is.</i></li> <li>2. Who has chosen to disobey God? <i>We all have.</i></li> <li>3. What does God hate, because He is good? <i>He hates sin.</i></li> <li>4. What is God right to do to with our sin, because He hates it (and it is bad)? <i>He is right to punish our sin.</i></li> <li>5. What is God's punishment for sins? <i>It is death--being separated from God and all His goodness forever.</i></li> <li>6. Who did God send because He is not just good, but merciful, too? <i>The Savior, Jesus.</i></li> <li>7. What did Jesus do on the cross to save us? <i>He gave His perfect life as the full payment for sin.</i></li> <li>8. How can Jesus be our Savior? <i>When we turn away from our sins and trust in Him as our Savior.</i></li> </ol>



**Deep Down Discussion Sheet**

use with all THREE lessons

**P.2***Questions to aid discussion of the key concepts and for use in games*

<b>THE GOSPEL</b>	What is God's good news for you and me? <i>The gospel!</i> God made all people—including you and me! And He made us to know Him, love Him and obey Him. He's our good king. But sadly, we have all disobeyed Him and we deserve His punishment. How sad! But God is so merciful that He sent a Savior. His Son, Jesus! Jesus suffered and died on the cross. He offered up His perfect life to God to completely pay for the sins of God's people. That includes us, when we turn away from our sins and trust in Jesus as our Savior. He loves to help us do this. Ask Him! How good is God to us!
<b>BIBLE TRUTH BIBLE VERSE</b>	"He was pierced for our transgressions, he was crushed for our iniquities; the punishment that brought us peace was upon him, and by his wounds we are healed. We all, like sheep, have gone astray, each of us has turned to his own way; and the LORD has laid on him the iniquity of us all."—Isaiah 53:5-6, ESV
<b>Meaning</b>	<b>Learn a Little:</b> "The punishment that brought us peace was upon him." God is our good King and Creator and we should love and obey Him. But the sad news is that we all choose to disobey Him...and we all deserve His punishment. Yes, we deserve His punishment, but God has loved us so much that He sent His Son, Jesus to take the punishment that we deserve instead. Jesus lived a perfect life and chose to give it up to pay for our sins. On the cross He suffered and died. He was pierced with nails in His hands and feet. He was pierced in His side with a sword. He took all of the punishment that we deserve from God for our sins so that we could be forgiven. Jesus made the way for us to have peace with God by suffering in our place. Who did Jesus do this for? It is God's free gift to all who put their trust in Jesus as their Savior and choose to live for Him. This gift can be for you, too! Ask God to help you. He loves to answer this prayer!
<b>Discussion Questions</b>	<i>choose a few</i> 1. Who has chosen to disobey God, our good King and Creator? <i>We all have.</i> 2. Who did God send to take the punishment for our sins? <i>His Son, Jesus.</i> 3. Where did Jesus take the punishment for our sins? <i>On the cross as He suffered and died.</i> 4. Who did Jesus suffer and die for? <i>For all who turn away from their sins and trust in Him as their Savior. It is God's free gift to all who do. It can be His gift to us, too!</i>
<b>BIBLE STORY</b>	<b>The Case of the Savior, from Start to Finish</b>
<b>Discussion Questions</b>	<i>choose a few</i> 1. Who enjoyed perfect wonderfulness with God in the beginning? <i>Adam and Eve did.</i> 2. What did Adam and Eve do that changed everything? <i>They chose to disobey God.</i> 3. What did Adam and Eve lose when they disobeyed God? <i>They lost the perfect world they lived in. And, they lost the wonderful life they had with God.</i> 4. What did God promise to send Adam and Eve one day? <i>A Savior to save them from their sins.</i> 5. What were the hearts of Adam and Eve's children like? <i>They disobeyed God, too.</i> 6. What did some of Adam and Eve's children remember? <i>The promise of the Savior. They looked forward in faith to the day He would come.</i> 7. What did God use Abraham's family to do? <i>To be the family through whom the Savior would come. He would bless the whole world through this Savior.</i> 8. Did Abraham's family always obey God? <i>No, they didn't. Many times they disobeyed Him.</i> 9. Who did God send at just the right time? <i>The Savior, Jesus.</i> 10. What did Jesus do with His perfect life to save us? <i>He gave it up to God as the full payment for sins as He suffered and died on the cross.</i> 11. What did Jesus do on the third day after He was dead and buried? <i>He rose from the dead, showing He had beat sin and death for all who turn from their sins and trust in Him as their Savior.</i>