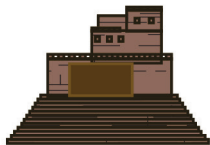



Big Question 4, Bible Truth 1 Storyboard Background Pictures Key (BG)

Put these pictures in place on your storyboard BEFORE you tell your story.

BG1 David's Palace




BG2 Tent of Meeting



BG3 Cut-out from Tent Roof



**BG4 Lebanon
and the Quarries**



Big Question 4, Bible Truth 1 Storyboard Pictures Key (SB)

Store these pictures in numerical order in your DDD Bible Folder.

Add these to your story as you tell it. Numbers correspond to placement order.

SB1 King David



SB2 Plan to Build a Worship House



SB3 Prophet Nathan Tells God's Plan



SB4 Golden Money David Saves Up



SB5 King Solomon Will Build Worship House



SB6 Workers Cut Down Trees




SB7 Float Lumber Down Sea



SB8 Workers Get Limestone



SB9 Workers Bring Lumber to Jerusalem



SB10 Workers Bring Limestone to Jerusalem



SB11 Hiram



SB12 Men to Help Hiram



SB13 Hiram and Helpers Work Hard



SB14 Outside of Worship House



SB15 Inside of Worship House



SB16 Messenger



SB17 People's Worship Gifts



SB18 People Gather



SB19 King Solomon at the Altar




SB20 Altar



SB21 Worship Leaders Wash



SB22 Worship Leaders Get Music Ready



SB23 Important Men Get Special Box



SB24 Worship Leaders Take Special Box



SB25 Worship Leaders Praise God



SB26 People Give Worship Gifts



SB27 King Solomon Prays



SB28 The LORD's Fire from Heaven



SB29 The LORD's Glory Fills the Worship House



SB30 King and People Bow Down




SB31 Worship Leaders Bow Down



SB32 Everyone Celebrates



Note: Use sticky tac putty rather than velcro on back of pictures placed on top of other pictures.



NOTE:

Some of the larger images are assembled from two or more pages. You can make these easier to fold by leaving a small gap in the lamination between the pieces. This allows you to fold the image along the gap.



leave slight gap here
to create a “hinge” for
easy folding