


DEEP DOWN DETECTIVES

**Curriculum Resources
for Unit 4, Bible Truth 4:**



**Can Anybody Tell Me
What the LORD Is Like?
He's Not Like Anyone Else...**

He Is Everywhere, All the Time!

Session Prep (especially good for newbies!)

Pray!



Pray for the Holy Spirit to be at work in your and the children's hearts.

Review



If new to the curriculum, look at the **Getting Started with Deep Down Detectives section of the Core Curriculum book.** (p.5) It will be especially helpful to read through the Deep Down Detectives section of **The Praise Factory Tour: Extended Version Book.** This is a visual way to understand what goes on in the classroom. (A pdf of the book is found in the samples section on the website.)

Look through and Learn the Lesson



Read over **lesson plan.** Practice any **songs or action rhymes** you are using. Choose/make up motions to go with these. Choose less with younger children and more with older preschoolers. **Practice the lesson with the visual aids** and using the Big Question Box/Briefcase.

Read and Rehearse the Bible Story with Pictures



Read the Bible story from the Bible. Read the curriculum version. Practice telling it with the storyboard pictures. (If you have not previously laminated the story pictures, do that now.)

Let There Be Music



Download the music and listen to the songs. Choose which of the songs you will use with the children. If using live musicians, make sure they have the sheet music (Appendix A, Core Curriculum book).

Put the Props in Place



1. Prepare your Visual Aids. Put the Big Question, Unit Bible Truths, Bible Truth, Bible Verse, and Listening Assignment signs, as well as the Bible Story script in one side of the Bible folder.
2. Get out your storyboard. Put all background pictures in place (they have a BG by the number). Put the rest of the storyboard pictures (these have a SB by the number) in order of use in the other side of the Bible folder.
3. Put the DDD Bible Folder as well as the Big Question sign in the Big Question Box/Briefcase and shut it. If your box/briefcase has locks and you want to use the unlocking the box as part of your session, lock it now....but make sure you have the key or know the code first.
4. Prepare the music CD or sheet music or mp3 device for use in your session.

Set Out Free Play Activities



Choose and set up free time activities you will use with the children. Choose a variety of different activities that will be enjoyed by different types of children. Rotate the activities you provide to keep them interesting and fresh to your children. (Suggestions in Appendix D, Core Curriculum books.)

Prepare Any Activities



Choose which (if any) of the Bible Truth games and crafts activities you want to use in the session. Bear in mind your time frame as well as the developmental abilities and attention span of your children as you decide which/how many to prepare. **Look over the Discussion Sheet** and choose a few questions you might use to spark discussion with the children as they do their activities (especially good for ages 3's+). Pray for God to give you opportunities to talk about these things with the children.

Let Them Take It with Them



Make copies of the craft/take home sheets, if you are not already using them as one of your activities. You may also want to make copies of the story (see take-home version of each story included in Appendix C with the other take home resources) to have for parents to use with their children at home. There's a link on each craft/take home sheet to the story, if you don't make hard copies.

Store It



After your session is over, collect the resources and store them for future use. This curriculum can be used over and over for years to come.

Unit 4: The God Like None Other

UNIT OVERVIEW

There are many gods that people worship, but none is like the LORD. He is the one, true God. He's not like anyone else! He's always been alive--and He will never die. He's completely good and loving. He's all-powerful and all-wise. And that's just the beginning of what the LORD is like. He is so great! There will always be more of Him to know.

In this unit we will learn eight, amazing ways that the LORD is not like anyone else!

UNIT BIBLE VERSE: 1 Kings 8:23

"O LORD...there is no God like you, in heaven above or on earth beneath."

BIG QUESTION UNDER INVESTIGATION: Can Anybody Tell Me What the LORD Is Like?

ANSWER: He's Not Like Anyone Else!

OPTIONAL Big Question 4 INTRODUCTION LESSON (Use Hide 'n' Seek Kids Unit 4 Material)

Story: The Case of the Big Showdown *Exodus 1-12*

Bible Verse: 1 Kings 8:23

BIBLE TRUTH 1: He is a Glorious Spirit (3 Lessons Available)

Story: The Case of the Day of Blazing Brightness *1 Kings 6:8; 2 Chronicles 3-4,6-7*

Bible Verse: John 4:24

BIBLE TRUTH 2: He Is the One, True God (3 Lessons Available)

Story: The Case of the Fight with Fire *1 Kings 18*

Bible Verse: 2 Corinthians 13:14

BIBLE TRUTH 3: He is God the Father, Son and Holy Spirit: One God, but Three Persons

(3 Lessons Available)

Story: The Case of the Amazing Plan of the Three-in-One *Matthew 3:11-17; Mark 1:7-11; Luke 3:15-18, 21-23; John 1:19-34*

Bible Verse: 2 Corinthians 13:14



BIBLE TRUTH 4: He Is Everywhere, All the Time (3 Lessons Available)

Story: The Case of the God Who Would Never Leave *Genesis 27-28*

Bible Verse: Psalm 139:1-3,7-10

BIBLE TRUTH 5: He Knows Everything There Is to Know (3 Lessons Available)

Story: The Case of the Missing Donkeys *1 Samuel 9*

Bible Verse: Daniel 2:20

BIBLE TRUTH 6: He Is Perfectly Holy, Purely Good (3 Lessons Available)

Story: The Case of the Tent that Had to Be Just So *Exodus 25-31,35-40; Leviticus 8*

Bible Verse: Isaiah 6:1-3

BIBLE TRUTH 7: He Can Do Anything He Wants to Do (3 Lessons Available)

Story: The Case of the Man with the Big Name *2 Kings 18-19; 2 Chronicles 32*

Bible Verse: Psalm 135:5-6

BIBLE TRUTH 8: He Is Always Faithful, Through and Through (3 Lessons Available)

Story: The Case of the Never-Forgotten Food *Exodus 16*

Bible Verse: Psalm 86:1,15,16

Deep Down Detectives ESV Songs 4 Track Numbers

This is a listing of all songs mentioned in the unit curriculum. You may or may not choose to use all of the songs. They are listed in easy-reference order--NOT in the order used in the curriculum.

You may choose to simply burn a CD/load them onto an mp3 device in this order. Or, you may want to do what we do: choose the songs we want to use and create a play list of them in that order. Then, we burn a CD/upload the play list onto an mp3 device. A teacher only has to click forward to the next song, instead of hunting for the right track. The track number have been included as part of the title of each song, so teachers will still have a reference to the track number listed in the curriculum (same as those listed below), even if you change the order on your customized play list.

SONGS USED EVERY UNIT OF THE CURRICULUM

- 1 The Classroom Song v.1
- 2 The Classroom Song v.2
- 3 The Classroom Song v.3
- 4 The Classroom Song v.4
- 5 Deep Down Detectives Theme Song
- 6 The Classroom Rules Song
- 7 Let's Pray Song
- 8 The Big Question Box Song
- 9 The Bible Chant Song
- 10 ACTS Prayer Song (Short Version)
- 11 ACTS Prayer Song (Full Version)

Why the Extra Songs?

Deep Down Detectives is a curriculum used by a wide age-span of kids. Sometimes one of the other songs is a better fit for your kids. Or, you may simply want to teach them more songs on the same Bible Truth. Use as many or as few as you want.

UNIT 4: THE GOD LIKE NONE OTHER

- 12 Big Q & A 4 Song
- 13 Big Question 4 Song: Can Anybody Tell Me What the LORD Is Like?
- 14 Inspector Graff's Rap: The ABC's of God
- 15 Big Question 4 Bible Verse Song: O, O, Lord 1 Kings 8:23, ESV
- 16 *Extra Big Question 4 Bible Verse Song: In Heaven Above Kings 8:23, ESV (short version)*
- 17 *Extra Big Question 4 Bible Verse Song: In Heaven Above Kings 8:23, ESV (full version)*
- 18 *Extra Big Question 4 Bible Verse Song: In Heaven Above or Earth Beneath Kings 8:23, ESV (other version)*
- 19 *Extra Big Question 4 Bible Verse Song: I Am God Isaiah 46:9,11, ESV*
- 20 Big Question 4 Hymn: Praise Him, Praise Him, All Ye Little Children
- 21 Big Question 4 Praise Song: God Is So Good

Can Anybody Tell Me What the LORD Is Like? He's Not Like Anyone Else...

Bible Truth 1: He Is a Glorious Spirit

- 22 Bible Verse: God Is Spirit John 4:24, ESV
- 23 *Extra Bible Verse: The Hour Is Coming John 4:24, ESV (other version)*

Bible Truth 2: He Is the One, True God

- 24 Bible Verse: Among the Gods Psalm 86:8-10, ESV
- 25 *Extra Bible Verse: O Lord of Hosts Isaiah 37:16, ESV*

Bible Truth 3: He Is God the Father, Son and Holy Spirit: One God, But Three Persons

- 26 Bible Verse: May the Grace 2 Corinthians 13:14, ESV

Bible Truth 4: He Is Everywhere, All the Time

- 27 Bible Verse: Where Shall I Go? Psalm 139:7-10, ESV
- 28 *Extra Bible Verse: O LORD, You Have Searched Me Psalm 139:7-10, ESV (other version)*
- 29 *Extra Bible Verse: The LORD Looks Down from Heaven Psalm 33:13-14, HCSB*

Bible Truth 5: He Knows Everything There Is to Know

- 30 Bible Verse: Blessed Be the Name of God Daniel 2:20-22, ESV
- 31 *Extra Bible Verse: May the Name of God Be Praised Daniel 2:20-22, HCSB (other version)*

Bible Truth 6: He Is Perfectly Holy, Purely Good

- 32 Bible Verse: I Saw the Lord Isaiah 6:1-3, ESV

Bible Truth 7: He Can Do Anything He Wants to Do

- 33 Bible Verse: I Know that the LORD Is Great Psalm 135:5-6, ESV
- 34 *Extra Bible Verse: For I Know the Plans Jeremiah 29:11,13 ESV*

Bible Truth 8: He Is Always Faithful, Through and Through

- 35 Bible Verse: But You, O LORD Psalm 86:1,15 ESV

Big Question 4, Bible Truth 4 Overview: Key Concepts

P:1

Unit 4: The God Like None Other

Unit Big Question (and Answer): Can Anybody Tell Me What the LORD Is Like? He's Not Like Anyone Else!

Unit Bible Verse: "O LORD...there is no God like you, in heaven above or on earth beneath." 1 Kings 8:23

Bible Truth 4 Concept: He's Not Like Anyone Else... He Is Everywhere, All the Time!

How many places can you be at once? Can you be here with us and out on the playground at the same time? Can you hear what your parents are saying in the kitchen and what the king in a faraway country is saying at the same time? No, you can't and neither can I!

But God is very different from us. He is everywhere, all the time. He is with you and me right here. He is with your friends and family in their homes and at work. He is even with all the people who live far away in other parts of the world... and all at the same time! There is nowhere we can go, where God will not be, too. He sees everything everyone is doing, all the time. He is always there to comfort us, to help us and to save us when we trust Jesus as our Savior.

Bible Truth 4 Bible Verse: Psalm 139:1-3,7-10, ESV

"O LORD, you have searched me and known me! You know when I sit down and when I rise up; you discern my thoughts from afar...and are acquainted with all my ways... Where shall I go from your Spirit? Or where shall I flee from your presence? If I ascend to heaven, you are there! If I make my bed in Sheol, you are there! If I take the wings of the morning and dwell in the uttermost parts of the sea, even there your hand shall lead me, and your right hand shall hold me."

Learn a Little: "O LORD...You are acquainted with all my ways."

Meaning

These verses tell us that God is everywhere, all the time. There is no where we can flee from God's Spirit. Everywhere we are, He is, too. God knows us inside and out. He hears all of our prayers. He will help and protect those who trust in Him, no matter where they are. He will always be guiding them according to His perfect plans.

Bible Truth 4 ACTS Prayer

A We praise You, God, that You are the great and awesome God. There is no god like you. You are everywhere, all the time. You see everything there is to see. You are always with us.

C God, You are always with us. Nothing is hidden from You. We know You see us disobey You every single time. We need a Savior! Please forgive us through Jesus!

T Thank You, God, for always being with us wherever we are. Thank You that even when we feel very alone, You are there. We can always turn to You and ask You for help.

S

Help us to turn away from our sins and trust in Jesus as our Savior. Help us to live to please You as You watch us. Help us to depend on You to take care of us. In Jesus' name we pray, Amen.

Bible Truth 4 Story

The Case of the God Who Would Never Leave *Genesis 27-28*

Big Question 4, Bible Truth 4 Overview: Key Concepts**p.2****Songs Used in Bible Truth 4**

Big Q & A 4 Song

Big Question 4 Song: Can Anybody Tell Me What the LORD Is Like?

Inspector Graff's Rap: The ABC's of God

Big Question 4 Bible Verse Song: O, O, Lord 1 Kings 8:23, ESV

Extra Big Question 4 Bible Verse Song: In Heaven Above Kings 8:23, ESV

Extra Big Question 4 Bible Verse Song: In Heaven Above or Earth Beneath Kings 8:23, ESV (other version)

Extra Big Question 4 Bible Verse Song: I Am God Isaiah 46:9,11, ESV

Big Question 4 Hymn: Praise Him, Praise Him, All Ye Little Children

Big Question 4 Praise Song: God Is So Good

Bible Truth 4 Bible Verse Song: Where Shall I Go? Psalm 139:7-10, ESV

Extra Bible Verse Song: O LORD, You Have Searched Me Psalm 139:7-10, ESV (other version)

Extra Bible Verse Song: The LORD Looks Down from Heaven Psalm 33:13-14, HCSB

Lesson Plan: Big Question 4, Bible Truth 4

use with all THREE lessons

p.1**1. GETTING STARTED**

= follow the stars for a short & simple lesson plan

Intake Activity Ideas	Choose one of these open-ended activities to include children as they join the class:																																																	
Free Play Time <i>suggestions in Appendix D</i>	★ Offer your own or some of the easy-to-make, free play activities suggested in Appendix D.																																																	
OR Sing-along Music Time <i>lyrics and sheet music, Appendix A</i>	<p>Music from Deep Down Detectives (DDD) ESV Songs 4:</p> <table><tr><td>Big Q & A 4 Song</td><td>DDD ESV Songs 4, track 12</td></tr><tr><td>Big Question 4 Song</td><td>DDD ESV Songs 4, track 13</td></tr><tr><td colspan="2"><i>Extra Unit Song:</i></td></tr><tr><td>Inspector Graff's Rap: The ABC's of God</td><td>DDD ESV Songs 4, track 14</td></tr><tr><td colspan="2"><i>Big Question 4 (Unit) Bible Verse Song:</i></td></tr><tr><td>O, O, Lord 1 Kings 8:23, ESV</td><td>DDD ESV Songs 4, track 15</td></tr><tr><td colspan="2"><i>Extra Big Question 4 (Unit) Bible Verse Song:</i></td></tr><tr><td>In Heaven Above Kings 8:23, ESV (short version)</td><td>DDD ESV Songs 4, track 16</td></tr><tr><td colspan="2"><i>Extra Big Question 4 (Unit) Bible Verse Song:</i></td></tr><tr><td>In Heaven Above Kings 8:23, ESV (full version)</td><td>DDD ESV Songs 4, track 17</td></tr><tr><td colspan="2"><i>Extra Big Question 4 (Unit) Bible Verse Song:</i></td></tr><tr><td>In Heaven Above or Earth Beneath Kings 8:23, ESV (version 3)</td><td>DDD ESV Songs 4, track 18</td></tr><tr><td colspan="2"><i>Extra Big Question 4 (Unit) Bible Verse Song:</i></td></tr><tr><td>I Am God Isaiah 46:9,11, ESV</td><td>DDD ESV Songs 4, track 19</td></tr><tr><td colspan="2"><i>Big Question 4 Hymn:</i></td></tr><tr><td>Praise Him, Praise Him, All Ye Little Children</td><td>DDD ESV Songs 4, track 20</td></tr><tr><td colspan="2"><i>Big Question 4 Praise Song:</i></td></tr><tr><td>God Is So Good</td><td>DDD ESV Songs 4, track 21</td></tr><tr><td colspan="2"><i>Bible Truth 4 Bible Verse Song:</i></td></tr><tr><td>Where Shall I Go? Psalm 139:7-10, ESV</td><td>DDD ESV Songs 4, track 27</td></tr><tr><td colspan="2"><i>Bible Truth 4 Extra Bible Verse Song:</i></td></tr><tr><td>O LORD, You Have Searched Me Psalm 139:7-10, ESV</td><td>DDD ESV Songs 4, track 28</td></tr><tr><td colspan="2"><i>Bible Truth 4 Extra Bible Verse Song:</i></td></tr><tr><td>The LORD Looks Down from Heaven Psalm 33:13-14, HCSB</td><td>DDD ESV Songs 4, track 29</td></tr></table> <p>Add more fun to Sing-along Music Time by adding a Music, Movement & Memory Activity. These activities are listed on p.10 of this lesson plan with the Response Activities. Instructions found in Appendix B.</p>		Big Q & A 4 Song	DDD ESV Songs 4, track 12	Big Question 4 Song	DDD ESV Songs 4, track 13	<i>Extra Unit Song:</i>		Inspector Graff's Rap: The ABC's of God	DDD ESV Songs 4, track 14	<i>Big Question 4 (Unit) Bible Verse Song:</i>		O, O, Lord 1 Kings 8:23, ESV	DDD ESV Songs 4, track 15	<i>Extra Big Question 4 (Unit) Bible Verse Song:</i>		In Heaven Above Kings 8:23, ESV (short version)	DDD ESV Songs 4, track 16	<i>Extra Big Question 4 (Unit) Bible Verse Song:</i>		In Heaven Above Kings 8:23, ESV (full version)	DDD ESV Songs 4, track 17	<i>Extra Big Question 4 (Unit) Bible Verse Song:</i>		In Heaven Above or Earth Beneath Kings 8:23, ESV (version 3)	DDD ESV Songs 4, track 18	<i>Extra Big Question 4 (Unit) Bible Verse Song:</i>		I Am God Isaiah 46:9,11, ESV	DDD ESV Songs 4, track 19	<i>Big Question 4 Hymn:</i>		Praise Him, Praise Him, All Ye Little Children	DDD ESV Songs 4, track 20	<i>Big Question 4 Praise Song:</i>		God Is So Good	DDD ESV Songs 4, track 21	<i>Bible Truth 4 Bible Verse Song:</i>		Where Shall I Go? Psalm 139:7-10, ESV	DDD ESV Songs 4, track 27	<i>Bible Truth 4 Extra Bible Verse Song:</i>		O LORD, You Have Searched Me Psalm 139:7-10, ESV	DDD ESV Songs 4, track 28	<i>Bible Truth 4 Extra Bible Verse Song:</i>		The LORD Looks Down from Heaven Psalm 33:13-14, HCSB	DDD ESV Songs 4, track 29
Big Q & A 4 Song	DDD ESV Songs 4, track 12																																																	
Big Question 4 Song	DDD ESV Songs 4, track 13																																																	
<i>Extra Unit Song:</i>																																																		
Inspector Graff's Rap: The ABC's of God	DDD ESV Songs 4, track 14																																																	
<i>Big Question 4 (Unit) Bible Verse Song:</i>																																																		
O, O, Lord 1 Kings 8:23, ESV	DDD ESV Songs 4, track 15																																																	
<i>Extra Big Question 4 (Unit) Bible Verse Song:</i>																																																		
In Heaven Above Kings 8:23, ESV (short version)	DDD ESV Songs 4, track 16																																																	
<i>Extra Big Question 4 (Unit) Bible Verse Song:</i>																																																		
In Heaven Above Kings 8:23, ESV (full version)	DDD ESV Songs 4, track 17																																																	
<i>Extra Big Question 4 (Unit) Bible Verse Song:</i>																																																		
In Heaven Above or Earth Beneath Kings 8:23, ESV (version 3)	DDD ESV Songs 4, track 18																																																	
<i>Extra Big Question 4 (Unit) Bible Verse Song:</i>																																																		
I Am God Isaiah 46:9,11, ESV	DDD ESV Songs 4, track 19																																																	
<i>Big Question 4 Hymn:</i>																																																		
Praise Him, Praise Him, All Ye Little Children	DDD ESV Songs 4, track 20																																																	
<i>Big Question 4 Praise Song:</i>																																																		
God Is So Good	DDD ESV Songs 4, track 21																																																	
<i>Bible Truth 4 Bible Verse Song:</i>																																																		
Where Shall I Go? Psalm 139:7-10, ESV	DDD ESV Songs 4, track 27																																																	
<i>Bible Truth 4 Extra Bible Verse Song:</i>																																																		
O LORD, You Have Searched Me Psalm 139:7-10, ESV	DDD ESV Songs 4, track 28																																																	
<i>Bible Truth 4 Extra Bible Verse Song:</i>																																																		
The LORD Looks Down from Heaven Psalm 33:13-14, HCSB	DDD ESV Songs 4, track 29																																																	
OR Bible Verse Memory Game <i>instructions found in Appendix B</i>	<p>Lesson 1 Game: Animal Cube</p> <p>Lesson 2 Game: Fill'er Up</p> <p>Lesson 3 Game: Lily Pad Jump</p> <p>These activities are also included on p.10 of this lesson plan with the Response Activities.</p>																																																	
2. OPENING CIRCLE TIME (introduce the Bible Truth and tell the related Bible story)																																																		
Gathering the Children <i>lyrics and sheet music, Appendix A</i>	<p>Sing verse 1 of The Classroom Song to gather the children for Circle Time.</p> <p>The Classroom Song, verse 1 DDD ESV Songs 4, track 1</p> <p>Let's gather together to worship God, Let's gather together to worship God, Let's gather together to worship God, Come gather here with me!</p>																																																	
Welcome to Deep Down Detectives	★ "Welcome to Deep Down Detectives. We're so glad you've joined us! Detectives are people who look for answers to questions. In Deep Down Detectives, we look for answers to big questions about God. We dig deep down in the truths of God's Word to find them."																																																	

Lesson Plan: Big Question 4, Bible Truth 4 use with all THREE lessons

p.2

2. OPENING CIRCLE TIME, continued

= follow the stars for a short & simple lesson plan

<p>Deep Down Detectives Theme Song</p> <p><i>lyrics and sheet music, Appendix A</i></p>	<p>"Let's sing our Deep Down Detectives Theme Song."</p> <p> Deep Down Detectives Theme Song DDD ESV Songs 4, track 5</p> <p>We're Deep Down Detectives, diggin' deep in God's Word, For truths about God and His plans for this world, We're seeking to love Him, with all of our heart, We're Deep Down Detectives! Come on! Let's start!</p>
<p>Classroom Rules Song</p> <p><i>lyrics and sheet music, Appendix A</i></p>	<p>There are two very important things that Deep Down Detectives do together: we worship God and we love one another. Our Classroom Rules Song reminds us how we should act. Let's sing it."</p> <p>Classroom Rules Song DDD ESV Songs 4, track 6</p> <p>Shh, be quiet while someone is talking, Raise your hand, if you have something to say, Don't touch your friend, sitting beside you, Obey your teachers, Be kind as you play. These are our classroom rules, These are our classroom rules, They help us worship God and love one another, These are our classroom rules.</p>
<p>Opening Prayer Time</p> <p><i>lyrics and sheet music, Appendix A</i></p>	<p>"Children, we need God's help to keep these rules. Let's ask Him to help us right now. Let's get ready and pray."</p> <p>Let's Pray DDD ESV Songs 4, track 7</p> <p>1-2-3! Fold your hands, Bow your head, Close your eyes. Let's pray! (repeat)</p> <p>"Let's pray:"</p> <p> Opening Prayer</p> <p>Dear Lord, We're so glad to get to gather together to worship You! Please help us keep the classroom rules. Please help us to love You and learn about You today. In Jesus' name we pray. Amen.</p>

Lesson Plan: Big Question 4, Bible Truth 4 use with all THREE lessons**p.3****2. OPENING CIRCLE TIME, continued**

= follow the stars for a short & simple lesson plan

Reveal the Big Question**Introduce the Big Question Box/Briefcase***lyrics and sheet music, Appendix A*

"Detectives INVESTIGATE things. That means they ask questions and look for answers. Deep Down Detectives investigate big questions about God. The Big Question we are investigating today is right inside our Big Question Box/Briefcase.

The Big Question Box Song*DDD ESV Songs 4, track 8*

We've got a big box,
All closed up and locked,
Filled with the truths of God's Word.

We've got a brief case,
There's no time to waste,
Come on, kids, let's open it up!

The Big Question under Investigation*VISUAL AID**of BQB**Big Question & Answer Sign, front side***found in the DDD Unit 4 Visual Aids, ESV Book*

Ok, who would like to open for me and pull out the Big Question?"

Choose a child to open the box/briefcase, take out the Big Question and hand it to you, then hold up the Big Question sign for all the children to see, and say:



The Big Question we are investigating today is Big Question Number 4:

Can Anybody Tell Me What the LORD Is Like?

and the Answer is:

He's Not Like Anyone Else!**Big Question Meaning**

There are many gods that people worship, but none is like the LORD. He is the one, true God. He's not like anyone else! He's always been alive--and He will never die. He's completely good and loving. He's all-powerful and all-wise. And that's just the beginning of what the LORD is like. He is so great! There will always be more of Him to know.

Big Question Songs

"Let's sing our Big Question Song:

Big Q & A 4 Song**Big Q & A 4 Song***DDD ESV Songs 4, track 12**lyrics and sheet music, Appendix A*

(adapted version of "Have You Ever Seen a Lassie")

Can anybody tell me,
Tell me, tell me,
Can anybody tell me,
What the LORD is like?
He's not like anyone else,
Anyone else, anyone else,
He's not like anyone else,
That's what the LORD is like.

2. OPENING CIRCLE TIME, continued

= follow the stars for a short & simple lesson plan

**Learning about
the Big Question
(use one or both)***Repeat the Big Question and Answer again:**"Can Anybody Tell Me What the LORD Is Like? He's Not Like Anyone Else!"**Say: "Hmmm, I wonder what that means... Let's do our action rhyme/sing our song that explains it."**Then do the action rhyme or sing the song using any of the optional motions suggested, if desired.***Big Question
Action Rhyme****Big Question 4 Action Rhyme****(POSSIBLE ACTIONS)**

The LORD is not like anyone else.
 He's not like you or me.
 He is a glorious spirit
 I cannot touch or see.
 He's very, very, VERY strong.
 He knows everything,
 He never does any wrong!
 And He is with us all the time.
 No matter where we may be.

*Shake your head side to side in a "no"
point out to someone else, then to self**close eyes**flex arm muscle**Touch head**Shake your head side to side in a "no"**Stretch your hands out wide***Big Question
(Action Rhyme)
Song** *lyrics and sheet music,
Appendix A**You might also enjoy:**Inspector Graff's Rap:
The ABC's of God
DDD ESV Songs 4,
track 14**lyrics and sheet music,
Appendix A***Big Question 4 (Action Rhyme) Song**

DDD ESV Songs 4, track 13

(POSSIBLE ACTIONS)*Refrain:*

Tell me, can anybody tell me,
 Tell me, what the LORD is like?
 Tell me, can anybody tell me,
 Tell me, what the LORD is like?
 He's not like anyone else,
 He's not like anyone else,
 He's not like anyone else,
 He's not like anyone else,

*Point out to others in a arc movement**Point up to God**Shake head "no"**Verse 1*

He's Omniscient! (*He knows all things*)
 Omnipresent! (*He's everywhere you can be*)
 Omni-benevolent! (*He's always good!*)
 and Omnipotent! (*He can do all things!*) Refrain

*Touch head**Point out to others in a arc movement**hold up flexed arm**Verse 2*

He's Immutable! (*He never changes!*)
 He's Infallible! (*He makes no mistakes!*)
 He's Infinite! (*There's always more of Him to know!*)
 And purely Righteous!
 (*He has no sin! Not even a teeny, tiny speck!*) Refrain

*fold arms over chest and shake head "no"**extend out arms to each side**hand gesture for tiny, by place index and
thumb of same hand a little space apart*

Lesson Plan: Big Question 4, Bible Truth 4

use with all THREE lessons

p.5**2. OPENING CIRCLE TIME, continued**

= follow the stars for a short & simple lesson plan

Learning the Bible Truth

VISUAL take out

AID



of BQB

VISUAL AID

All the Bible Truths Sign

★ "He's not like anyone else" is a good beginning, but there's so more to learn. So it's time for us to dig down even deeper for more answers to our Big Question about God. We're going to be learning **EIGHT** Bible truths that all tell us more about what the God is like.

Who would like to hand me the picture with our eight Bible truths on it? It's in the Big Question Box/Briefcase." *Choose a child to get it and hand it to you, then hold it up and show them the pictures of the eight truths they will be learning.*

Bible Truth Clue

VISUAL take out

AID



of BQB

Bible Truth Clue Sign,
front side

VISUAL AID

After everyone has had a good look, say...

"Ok, we've learned three truths about what the LORD is like. They are: "He is a Glorious Spirit," "He Is the One, True God," and "He Is Father, Son and Holy Spirit: Three Persons, but Just One God" (point to pictures as you identify each Bible Truth). Now let's look at our Bible Truth Clue sign and see if we can figure out which of these eight truths we will be learning about today. Who would like to get it out of the Big Question Briefcase for me?"

Choose a child to open the briefcase, take out the Bible Truth Clue sign and hand it to you. Hold up the front side for the children to see. Cover up the answer, written along the bottom, and say:

"Can Anybody Tell Me What the LORD Is Like?

He's Not Like Anyone Else!

He Is ????, All the Time!"

Hint

We're missing one word. Here's the hint to what the missing word is. It says: "It's a word that means all places? It rhymes with "teddy bear."

Can you guess? It's "Everywhere."

So the Bible Truth we are learning today is:

(uncover answer from bottom of sign, show it to them and say:)

★ **"Can Anybody Tell Me What the LORD Is Like?**

He's Not Like Anyone Else!

He Is EVERYWHERE, All the Time!"

Bible Truth Meaning

★ And here is what this Bible Truth means: *(read the meaning off of the back of the sign, say:)*

How many places can you be at once? Can you be here with us and out on the playground at the same time? Can you hear what your parents are saying in the kitchen and what the king in a faraway country is saying at the same time? No, you can't and neither can I!

But God is very different from us. He is everywhere, all the same time. He is with you and me right here. He is with your friends and family in their homes or at work. He is with the people who live far away in other parts of the world.... and all at the same time! There is no where we can go, where God will not be, too. He sees everything everyone is doing. He is always there to comfort us, to help us and to save us when we trust Jesus as our Savior.

Lesson Plan: Big Question 4, Bible Truth 4 use with all THREE lessons

p.6

2. OPENING CIRCLE TIME, continued

= follow the stars for a short & simple lesson plan

Learning the Bible Verse**The Bible Chant Song**lyrics and sheet music,
Appendix A

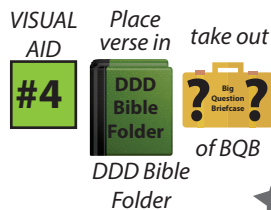
"And how do I know this is true? God tells me so in His special book, the Bible."

Say or sing the Bible Chant Song.

The Bible Chant Song

DDD ESV Songs 4, track 9

The Bible, the Bible,
Let's get out the Bible.
Let's hear what God has to say.
The Bible, the Bible,
God's given us the Bible.
It's His Word for us to learn and obey! Yay!

Bible VerseDDD 4.4 Bible Verse-front
side (in the DDD Bible folder)*found in the DDD Unit 4
Visual Aids, ESV Book

"Who would like to get our Bible folder out of the Big Question Briefcase for me?"

Choose a child to open the briefcase, take out the "Bible" folder and hand it to you. Remove the Bible Verse Picture from the "Bible" folder and hold it up for all the children to see, then say:

Psalm 139:1-3,7-10 tells us:

★ **Psalm 139:1-3,7-10**

"O LORD, you have searched me and known me! You know when I sit down and when I rise up; you discern my thoughts from afar...and are acquainted with all my ways... Where shall I go from your Spirit? Or where shall I flee from your presence? If I ascend to heaven, you are there! If I make my bed in Sheol, you are there! If I take the wings of the morning and dwell in the uttermost parts of the sea, even there your hand shall lead me, and your right hand shall hold me."

Learn a Little: "O LORD...You are acquainted with all my ways."**Bible Verse Meaning**★ **What does that mean?**

These verses tell us that God is everywhere, all the time. There is no where we can flee from God's Spirit. Everywhere we are, He is, too. God knows us inside and out. He hears all of our prayers. He will help and protect those who trust in Him, no matter where they are. He will always be guiding them according to His perfect plans.

2. OPENING CIRCLE TIME, continued

= follow the stars for a short & simple lesson plan

**Bible Verse
Song***lyrics and sheet music,
Appendix A**You might also enjoy:**O LORD, You Have
Searched Me:
Psalm 139:1-3, 7-10, ESV
DDD ESV Songs 4,
track 28;
The LORD Looks Down from
Heaven:
Psalm 33:13-14, HCSB
DDD ESV Songs 4,
track 29*

We've said our Bible verse, now let's sing it!

Where Shall I Go? Psalm 139:7-10*DDD ESV Songs 4, track 27*

Where shall I go from your Spirit? (No where!)
Where shall I flee from your presence? (No where!)
If I ascend to heaven, you are there!
If I make my bed in Sheol, you are there!
If I take the wings of the morn,
Dwell in the utmost parts of the sea,
Even there your hand shall lead me,
Your right hand shall hold me.
Where shall I go from your Spirit? (No where!)
Where shall I flee from your presence? (No where!)
Psalm One-thirty-nine, seven through ten.

Lesson Plan: Big Question 4, Bible Truth 4

use with all THREE lessons

p.8**2. OPENING CIRCLE TIME, continued**

= follow the stars for a short & simple lesson plan

Getting into the Case	<p>"Now it's time to do a bit more deep down investigating. Let's see what Detective Dan wants us to help him figure out. Would someone like to get it out for me?"</p>
Listening Assignments <div style="display: flex; justify-content: space-around; align-items: center;"> <div style="text-align: center;"> <i>Place in</i>  of BQB </div> <div style="text-align: center;"> <i>take out</i>  of BQB </div> </div>	<p>NOTE: Listening assignments are most suitable for ages 3+. Skip straight to the Bible story (see bottom of this page), if working with 2 year olds.</p> <p>"Let's open up our listening assignment and see what we are supposed to figure out today.</p> <p><i>Choose a child to take out the Listening Assignment (from the DDD Bible Folder) and hand it to you. Read Detective Dan's letter to the children that includes the listening assignment. The listening assignments are summarized below:</i></p>
<div style="text-align: center;"> VISUAL AID  DDD Unit 4 Visual Aids, ESV </div>	<p><u>Detective Dan's Lesson #1 Listening Assignment:</u></p> <p>I need to find out:</p> <ol style="list-style-type: none"> 1. Who ran away from home? Why? 2. Who was the God who didn't leave him? Why was it so amazing that He didn't leave him?
<div style="text-align: center;"> VISUAL AID  DDD Unit 4 Visual Aids, ESV </div>	<p><u>Detective Dan's Lesson #2 Listening Assignment:</u></p> <p>Our Bible Verse is Psalm 139:1-3,7-10:</p> <p>"O LORD, you have searched me and known me! You know when I sit down and when I rise up; you discern my thoughts from afar...and are acquainted with all my ways... Where shall I go from your Spirit? Or where shall I flee from your presence? If I ascend to heaven, you are there! If I make my bed in Sheol, you are there! If I take the wings of the morning and dwell in the uttermost parts of the sea, even there your hand shall lead me, and your right hand shall hold me."</p> <p>I need to find out:</p> <ol style="list-style-type: none"> 1. Who went far away from his home? 2. How did the LORD show him that He was still with him, guiding him and helping him?
<div style="text-align: center;"> VISUAL AID  <i>*Listening Assignment #3 includes the Assignment Sheet, plus 6 clue pictures*</i> DDD Unit 4 Visual Aids, ESV </div>	<p><u>Detective Dan's Lesson #3 Listening Assignment:</u></p> <p>I found six clues, but only 4 of them are in the story. They are: a brother named Esau, a ladder, a pair of glasses, an angel, a snake, and a rock. <i>Hold each of them up for the children to see as you identify them.</i></p> <p>I need to figure out:</p> <ol style="list-style-type: none"> 1. Which four belong in our story? 2. Who praised the LORD for taking care of him, everywhere he went?
<p>Tell the Bible Story</p> <div style="text-align: center;"> <i>Place story & pics in</i> <div style="display: flex; justify-content: space-around; align-items: center;"> <div style="text-align: center;">  of BQB </div> <div style="text-align: center;">  of BQB </div> </div> DDD Unit 4 Visual Aids, ESV <p>Story text included in this book right after this lesson plan and in Visual Aids book</p> </div>	<p>★ <u>Then say,</u> "Ok, Deep Down Detectives! Put on your best listening ears and see if you can hear the answers to Detective Dan's questions. When I finish telling the story, we will see if we can answer all the questions."</p> <p>★ Bible Story: The Case of the God Who Would Never Leave</p> <p><i>Genesis 27-28</i></p> <p><i>Read the Bible Truth story, putting up the storyboard pictures as you tell it. Then, have the children answer the listening assignment. Present the gospel and lead in prayer.</i></p> <p><small>*Answers to questions; the gospel; and, ACTS prayer are included with the story text.*</small></p>

Lesson Plan: Big Question 4, Bible Truth 4


use with all THREE lessons

p.9**2. OPENING CIRCLE TIME, continued**

= follow the stars for a short & simple lesson plan

<p>Story Response Song(s)</p> <p>Hymn</p> <p><i>lyrics and sheet music, Appendix A</i></p>	<p><i>As attention span and time allow, you might want to end with one of the following songs which also tie in with the unit. If desired, use the Music and Movement activity ideas while singing (listed with the Response Activities).</i></p> <p>Praise Him, Praise Him, All Ye Little Children <i>DDD ESV Songs 4, track 20</i></p> <p>Praise Him, praise Him, All ye little children, God is love (powerful, holy), God is love (powerful, holy), Praise Him, praise Him, All ye little children, God is love (powerful, holy), Praise Him, praise Him, All ye little children, God is love (powerful, holy).</p> <p>Tie-in: "Children God is so good, so powerful and so holy! Let's praise Him!"</p>
<p>Praise Song</p> <p><i>lyrics and sheet music, Appendix A</i></p>	<p>Praise Song: God Is So Good <i>DDD ESV Songs 4, track 21</i></p> <p>God is so good (powerful, holy), God is so good (powerful, holy), God is so good (powerful, holy), He's so good (powerful, holy) to me.</p> <p>Tie-in: "Children God is so good, so powerful and so holy! Let's praise Him!"</p>

3. TAKING ACTION: Response Activities *(choose from among these activities)*

<p>Transition to Activities</p>	<p> Well, Deep Down Detectives, you've done a great job diggin' deep down for answers in the truths of God's Word. Now it's time to enjoy some activities."</p> <p><i>Tell children what activity/s you are providing for them: either free play or some of the response activities listed below. When you are ready to dismiss them, use this song to help the children transition in an orderly fashion to their next activity.</i></p>
<p>Classroom Song, verse 2</p> <p><i>lyrics and sheet music, Appendix A</i></p>	<p>"Children, let's sing our Time to Play Song. When we are finished you may get up and walk over to our next activity."</p> <p>Classroom Song, verse 2 <i>DDD ESV Songs 4, track 2</i></p> <p>We've gathered together to worship God, We've gathered together to worship God, And now it's time to play.</p> <p><i>Dismiss the children to whatever activities you have prepared for them to do.</i></p>


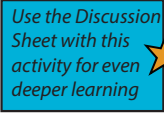

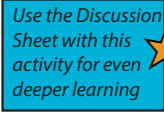

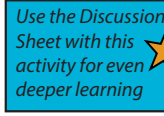


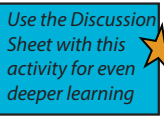

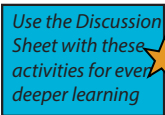

Lesson Plan: Big Question 4, Bible Truth 4

use with all THREE lessons

p.10

3. TAKING ACTION: Response Activities (choose from among these activities)

= short & simple lesson plan

Response Activities	Choose one or more activities appropriate for your children, based on classroom time and developmental needs. Add the Discussion Sheet to any activity for deeper learning. 
Bible Verse Memory Game <i>game directions, Appendix B</i>	<p>Though listed with the opening activities, you may choose to use this Bible verse game here instead (or as a repeat).</p> <ul style="list-style-type: none"> Lesson 1 Game: Animal Cube Lesson 2 Game: Fill'er Up Lesson 3 Game: Lily Pad Jump <div>   </div> <p>Discussion Questions</p>
Music, Movement & Memory Activity <i>game directions, Appendix B</i>	<p>A music activity that uses the songs from the Bible Truth and Big Question unit.</p> <ul style="list-style-type: none"> DDD Songs for this Bible Truth, plus: Lesson 1 Activity: Sing, Dance and Fall Down Lesson 2 Activity: Bottle Shakers Lesson 3 Activity: March 'n' Say <div>   </div> <p>Discussion Questions</p>
Bible Story Review Game <i>game directions, Appendix B</i>	<p>A game that uses the storyboard pictures from the story to review the story.</p> <ul style="list-style-type: none"> Lesson 1 Game: Deep Down Detectives Clue Hunt Lesson 2 Game: Run to the Grocery Store Lesson 3 Game: Who's in the Basket? <div>   </div> <p>Discussion Questions</p>
Coloring Pages/ Take Home Sheets <i>in Appendix C</i> 	<p>A coloring page related to the lesson assignment question is provided for each lesson. On the back of each are the key concepts, a few questions and a song for parents to use with their children.</p> <p>NOTE: Upgrade your coloring sheet to a more interesting craft by offering simple embellishments, such as jiggly eyes, craft sand, glitter, glitter glue, colored paper dots (made with a hole punch), fabric scraps, etc. Make cut-to-size glued-on clothes, hair, etc for characters by using a copy of the coloring sheet, cutting out the selected portions and making them the patterns for whatever you want to cut out of fabric, paper, foil, etc.</p> <ul style="list-style-type: none"> Lesson 1 Coloring Sheet Emphasis: Bible Truth Lesson 2 Coloring Sheet Emphasis: Bible Verse Lesson 3 Coloring Sheet Emphasis: ACTS Prayer <div>   </div> <p>Discussion Questions</p>
Extra Crafts: Big Question Craft <i>in Appendix C</i> Bible Verse Craft <i>in Appendix C</i> Bible Story Puzzle <i>in Appendix C</i>	<p>These crafts are slightly more complex than the coloring/take home sheets:</p> <p>The Bible Concept Go-and-Tell Craft is a craft that summarizes the Bible concept and includes the Bible verse is included for those desiring more than a coloring sheet. This more complex craft will involve gluing, sticking, etc. Can be used at any time.</p> <p>The Bible Story Coloring Sheet provides a tie in between the Bible story and the Bible truth they are learning.</p> <p>The Storyboard Picture Placement Page has been made into a puzzle that can be cut out and re-assembled by the children. This provides a nice summary of the story.</p> <div>   </div> <p>Discussion Questions</p>
Free Play Activities <i>ideas in Appendix D</i>	<p>Offer your own or some of the easy-to-make, free play activities suggested in Appendix D.</p>

Lesson Plan: Big Question 4, Bible Truth 4

use with all THREE lessons

p.11**4. CLOSING CIRCLE TIME** *(End-of-session activities for the last 5-10 minutes of class time)*

= short & simple lesson plan

<p>Transition to Closing Circle</p> <p>Classroom Song, verse 3</p> <p><i>lyrics and sheet music, Appendix A</i></p>	<p><i>Use this song to help the children transition in an orderly fashion. Start singing this song and ask the children to gather with you for Closing Circle Time.</i></p> <p>Classroom Song, verse 3 <i>DDD ESV Songs 4, track 3</i></p> <p>It's time to get ready to go and tell, It's time to get ready to go and tell, Come gather here with me.</p>
<p>Closing Circle Time</p> <p>Classroom Song, verse 4</p> <p><i>lyrics and sheet music, Appendix A</i></p>	<p><i>When children are settled in the circle, say:</i></p> <p>"It's almost time for your parents to come pick you up. And do you know what that means? It means.... (draw this out to build anticipation and excitement)...that it's almost time to go home and....it's almost time to...Go and Tell! We have learned some big news about God today. God wants us to take and tell it to the whole world!"</p> <p>Classroom Song, verse 4 <i>DDD ESV Songs 4, track 4</i></p> <p>So what's our big news to go and tell, So what's our big news to go and tell, Can you tell me now?</p>
<p>Big News to Tell</p> <p>Big Question 4</p> <p><i>VISUAL AID</i></p> <p>#1</p> <p><i>*found in the DDD Unit 4 Visual Aids, ESV Book lyrics and sheet music, Appendix A</i></p> <p>Big Question 4, Bible Truth 4</p> <p><i>VISUAL AID</i></p> <p>#3</p>	<p>"Let's see....there's so much big news to tell! There's so much we've learned!</p> <p>First of all, can you tell me the answer to our Big Question: "Can Anybody Tell Me What the LORD Is Like?" <i>Hold up the Bible Truth Clue Picture.</i></p> <p>Say the answer with me: "He's Not Like Anyone Else!"</p> <p><i>(If desired, you can sing one/both of the Big Question songs.)</i> <i>DDD ESV Songs 4, tracks 12,13</i></p> <p>And what's one way He does this? What did we learn? <i>Point to the picture.</i></p> <p>"He is everywhere, all the time!"</p> <p>"And how do I know this is true? Can you tell me? Say it with me: "The Bible tells me so!" That's right!</p>
<p>Big Question 4 Bible Truth 4 Bible Verse</p> <p><i>VISUAL AID</i></p> <p>#4</p> <p><i>*found in the DDD Unit 4 Visual Aids, ESV Book lyrics and sheet music, Appendix A</i></p>	<p>We learned: Psalms 139:1-3,7-10, ESV:</p> <p>"O LORD, you have searched me and known me! You know when I sit down and when I rise up; you discern my thoughts from afar...and are acquainted with all my ways... Where shall I go from your Spirit? Or where shall I flee from your presence? If I ascend to heaven, you are there! If I make my bed in Sheol, you are there! If I take the wings of the morning and dwell in the uttermost parts of the sea, even there your hand shall lead me, and your right hand shall hold me."</p> <p>Learn a Little: "O LORD...You are acquainted with all my ways."</p> <p>What does that mean?</p> <p>These verses tell us that God is everywhere, all the time. There is no where we can flee from God's Spirit. Everywhere we are, He is, too. God knows us inside and out. He hears all of our prayers. He will help and protect those who trust in Him, no matter where they are. He will always be guiding them according to His perfect plans.</p> <p><i>(If desired, you can sing the Bible verse song.)</i> <i>DDD ESV Songs 4, track 27</i></p>

Lesson Plan: Big Question 4, Bible Truth 4

use with all THREE lessons

p.12**4. CLOSING CIRCLE TIME, continued**

= follow the stars for a short & simple lesson plan

Closing ACTS Prayer Time ACTS Prayer Chant <i>lyrics and sheet music, Appendix A</i>	<p><i>Let's ask God to help us to remember this and even tell others this good news. Let's get ready and pray our ACTS prayer.</i></p> <p><i>And what does ACTS mean? Let's sing/say our ACTS Prayer Chant!</i></p> <p>ACTS Prayer Chant Song <i>DDD ESV Songs 4, tracks 10,11</i></p> <p>A, Adoration, God, we praise You! C, Confession, Forgive us our sins. T, Thanksgiving, Thank You for Jesus, S, Supplication, Help us to live like Him.</p> <p>That's the ACTS prayer, my friend, Bow your head, Close your eyes, Shhh, Let's begin.</p>
Closing ACTS Prayer	<p>"Let's pray!"</p> <p><i>Lead the children in the ACTS prayer for this Bible Truth.</i></p> <p>A We praise You, God, that You are the great and awesome God. There is no god like you. You are everywhere, all the time. You see everything there is to see. You are always with us.</p> <p>C God, You are always with us. Nothing is hidden from You. We know You see us disobey You every single time. We need a Savior! Please forgive us through Jesus!</p> <p>T Thank You, God, for always being with us wherever we are. Thank You that even when we feel very alone, You are there. We can always turn to You and ask You for help.</p> <p>S Help us to turn away from our sins and trust in Jesus as our Savior. Help us to live to please You as You watch us. Help us to depend on You to take care of us.</p> <p>In Jesus' name we pray, Amen.</p>
5. TAKING IT HOME <i>(Take Home Sheet)</i>	
Clean up and Dismissal	<p>"Now it's time to work together and clean up."</p> <p><i>Have the children join you in cleaning up the room.</i></p>
Coloring Pages/ Take Home Sheets <i>in Appendix C</i>	<p><i>Give out the craft/take home sheet and any other papers from the session, as you dismiss children from class.</i></p> <p><i>(Reminder: The back side of the coloring page is the take home sheet for each lesson.)</i></p>
Bible Story to Take-Home <i>in Appendix C</i>	<p>You may also want to include a copy of the story along with the take home sheet. (However, each coloring sheet/take home sheet includes a note to parents telling where they can download the story from the Parent Resources section on the website.</p>

Bible Story for Big Question 4, Bible Truth 4 use with all THREE lessonsPlace
story in

take out

P.1

The Case of the God Who Would Never Leave*Genesis 27-28***Story-telling Tips**

Ahead of time:

1. Read the Bible verses and story. Pray!
2. Choose story action cues and/or prepare storyboard figures, if using. (Included in Visual Aids book)
3. Practice telling story with the storyboard pictures, timing your presentation. Shorten, if necessary.

During your presentation:

1. Maintain as much eye contact as possible as you tell the story.
2. Put up storyboard figures/add story action cues as you tell the story. Allow the children to help you put them on the board, if desired.
3. Include the children in your story with a few questions about what they think will happen or words/concepts that might be new to them.
4. Watch the kids for signs that their attention span has been reached. Shorten, if necessary.

INTRODUCTION/ LISTENING ASSIGNMENTS**"Our story is called: The Case of the God Who Would Never Leave. Here is your listening assignment."***Read from Detective Dan's Listening Assignment signs, but questions are summarized below:***Detective Dan's Lesson #1 Listening Assignment:**

I need to find out:

1. **Who ran away from home? Why?**
2. **Who was the God who didn't leave him? Why was it so amazing that He didn't leave him?**

Detective Dan's Lesson #2 Listening Assignment:**Our Bible Verse is Psalm 139:1-3,7-10:**

"O LORD, you have searched me and known me! You know when I sit down and when I rise up; you discern my thoughts from afar...and are acquainted with all my ways... Where shall I go from your Spirit? Or where shall I flee from your presence? If I ascend to heaven, you are there! If I make my bed in Sheol, you are there! If I take the wings of the morning and dwell in the uttermost parts of the sea, even there your hand shall lead me, and your right hand shall hold me."

I need to find out:

1. **Who went far away from his home?**
2. **How did the LORD show him that He was still with him, guiding him and helping him?**

Detective Dan's Lesson #3 Listening Assignment:

I found six clues, but only 4 of them are in the story.

They are: a brother named Esau, a ladder, a pair of glasses, an angel, a snake, and a rock. *Hold each of them up for the children to see as you identify them.*

I need to figure out:

1. **Which four belong in our story?**
2. **Who praised the LORD for taking care of him, everywhere he went?**

Read the assignment questions, THEN SAY,

"Ok, Deep Down Detectives! Put on your best listening ears and see if you can hear the answers to Detective Dan's questions. When I finish telling the story, we will see if we can answer all the questions."

Read the Bible Truth story, answer questions, present the gospel and lead in prayer.

Answers to questions; the gospel; and, ACTS prayer are included with the story text.

The Case of the God Who Would Never Leave *Genesis 27-28*

Story with lines separating paragraphs (text in bold, optional interaction cues in italics) Numbers correspond to storyboard pictures and placement upon the storyboard. Always feel free to use less pictures, if it's best for your kids. Simply black out the numbers next to pictures you do not plan to use. All pictures are found in the Visual Aids book. Put BG (background) pictures on storyboard ahead of time. SB pictures (listed below in story text) are added to board as you tell the story. These numbers are also found on the back of each picture.

Tip: Stack pictures in numerical before telling story for easy use. Use sticky-back velcro to attach pictures to storyboard felt. Use sticky-tac putty to stick a picture on top of another picture.

Jacob (SB1) was about to be in big trouble! He was up to his tricky tricks again and what big tricky tricks they were! Jacob had (SB2) already tricked his big brother, Esau out of the special, firstborn gift he was supposed to get from their father, Isaac. And now Jacob was going to try to trick Esau out of the special, firstborn blessing he was supposed to get from their father, too.

Jacob and Esau's father, (SB3) Isaac, was a very old man who lay in bed. Before he died, he would give each of his sons a special blessing.

Isaac called for (SB4) Esau first. Esau was the oldest son in the family. Isaac would give him the best blessing—the special, firstborn blessing. That's what fathers did back then. "Esau, come here. I want to give you my special, firstborn blessing," Isaac told him. "But first, go hunting and bring me back some meat and make it into my favorite stew," Isaac said.

Esau happily obeyed. He (SB5) picked up his bow and arrows and set off into the fields. He hoped God would help him find good food for his father quickly. How he was looking forward to getting that special, firstborn blessing!

But Jacob (SB6) didn't want his brother to get special, firstborn blessing. Jacob wanted that best blessing for himself, and that's why he was up to his tricky tricks again. He wanted to trick his father, Isaac into giving it to him, instead of Esau.

This was not going to be easy. You see, Esau and Jacob might have been brothers (they were even twins!), but they were as different as day is from night and his father knew it.

(SB7) Esau loved to work and hunt outdoors. He smelled of the fresh air and the fields. But Jacob loved to stay near the family tent and help his mother, Rebekah cook and do other chores. He smelled more like smoke from the fire and food. Esau had very hairy arms and legs, but Jacob had silky smooth skin. Jacob and Esau's voices were very different, too.

So, yes, indeed, it was going to take a particularly good tricky trick to fool Isaac into thinking Jacob was really Esau.

Before long, Jacob (SB8) had come up with just the trick...and it all depended on his father's bad eyes.

What do you think Jacob did?

Here's what Jacob did: (SB9) First, he dressed up in Esau's best clothes. Now he would smell like Esau. Then, he put goat's fur on his neck and hands. Now he would feel hairy, like Esau. Would this be enough to fool their father? Jacob hoped so.

Bible Story for Big Question 4, Bible Truth 4 use with all THREE lessons**P.3***Story with lines separating paragraphs (text in bold, optional interaction cues in italics)*

While Esau was still hunting far from the tents, Jacob put his tricky trick into action. (SB10) He filled up a bowl with his mother's yummy goat stew and went to his father pretending to be his brother: (SB11) "Here I am father. It's your son, Esau," Jacob lied.

Jacob thought this was odd. "Hmmm...Esau has come back from hunting very quickly! Too quickly. And this voice. It doesn't sound like Esau. It sounds like Jacob! Could this be Jacob up to another of his tricky tricks?" Isaac wondered.

"Are you really my son, Esau?" Isaac asked the son standing before him.

"Yes, Father, it is I. The LORD helped me get some meat quickly. Eat your delicious stew and bless me. "Please bless me!" Jacob lied again.

Something still didn't seem right to Isaac. Since his old eyes didn't work very well, Isaac decided to use his nose and hands to make sure this son standing before him was really Esau.

What do you think Isaac used his hands and his nose to do?

(SB12) Isaac stretched out his arm and placed it on his son. He felt lots of hair. Yes, this felt like Esau all right!

Then Isaac leaned over to kiss his son and smell his son's clothes. They smelled like the outdoors. Yes, this smelled like Esau smelled all right. Now Isaac was sure. Yes, this really was Esau! So he stretched out his arm, put his hand on his son's head and gave him the special, firstborn blessing.

Ha! Jacob's tricky trick had worked! His father had given him the best blessing! How pleased Jacob was as he hurried away from his tent!

Yes, Jacob was very happy...but there was someone else who soon wouldn't be happy at all. Someone who came back from hunting and went into his father with his favorite stew, only to find out that his brother had been there before him with his tricky trick. Can you guess who it was?

Can you guess?

(SB13) It was Esau..the REAL Esau! And he was furious! Jacob had tricked him out of his father's firstborn gift to him and now he had tricked him out of his father's special, firstborn blessing to him, too! BOTH of his father's best gifts that should have been his were both GONE!

Esau was FURIOUS! Now it was his turn for a tricky trick. As soon as old, father Isaac died, Esau (SB14) would get rid of Jacob and take back those best gifts for himself! That would take care of him once and for all!

Uh, oh! What should Jacob do?

There was only one thing Jacob could do: run away. But to where? Rebekah, his mother, helped him. "(SB15) Run away to the far away country where my family lives. They will take care of you and you can find a wife there," she told Jacob. So that's just what Jacob did. With the blessing of his father and mother, he packed up his little bundle of things and set off at once.

It wasn't going to be easy going to the faraway country where Rebekah's family lived. Jacob would have to (SB16) walk many days through the lonely, dry wilderness to get there. Each day, the hot sun would beat down on him. He would have to find his own water and food. He could easily get lost.

Bible Story for Big Question 4, Bible Truth 4 use with all THREE lessons**P.4***Story with lines separating paragraphs (text in bold, optional interaction cues in italics)*

The (SB17) nights could be as hard as the days, out in that deep, deep darkness, all alone. The desert-y wilderness could be windy and cold at night. The ground was bumpy and hard. Jacob had only a rock for a pillow and his coat for a blanket. Ooh...ouch... brrrr...Cover up, Jacob!

The desert-y wilderness was home to lots of (SB18) creepy crawly bugs. Spiders and scorpions and other little wriggling, biting creatures could wriggle their way inside his clothes as he lay on the ground. Wriggle... wriggle...nip...nip...snap...snap...Watch out, Jacob!

There would be sounds of (SB19) lions and bears and other creatures with hungry tummies and sharp teeth prowling around in the dark, looking for food to eat. Roar....growl...chomp, chomp.... Hide, Jacob!

Why there might even be (SB20) bad guys who would sneak up on him and take his bundle of things. Whoo, whoo...ha, ha! Beware, Jacob!

Jacob had never been away from home like this before, so very all alone, in the middle of nowhere. Who would be with him, as he traveled so far from home? Could anyone help him?

Can you think of anyone?

Yes, there was who someone could. The LORD could help Jacob! He is the God who is everywhere, all the time. He had been there when Jacob tricked his father and took his brother's special firstborn blessing. He had been there when Esau wanted to kill him and he had to run away. And He was right there, in the middle of that nowhere in the deep darkness where Jacob camped that night.

Now, Jacob's tricky tricks were very bad things and he deserved nothing but the LORD's punishment for them. After all, the LORD is good. He hates wrong-doing... and Jacob had most certainly done wrong!

But the LORD is also so very kind and merciful to sinners—even sinners like Jacob. And many times, He takes very bad things and does very good things... things that we could never, ever deserve. And so it was that the LORD chose to be very kind and merciful to Jacob. The LORD chose to use the bad things that Jacob did to do some very good things. Things that would one day even bring good to all peoples, everywhere... even to people like you and me.

So right there, in the middle of nowhere, in that deep darkness, on that cold ground, with that hard, rock pillow... with those bugs wriggling and those noisy wild animals prowling, (and maybe even bad guys lurking), the LORD helped (SB21) Jacob fall asleep. And as he slept, the LORD gave Jacob a special dream about the good things He would do through Jacob and his family.

In his dream, Jacob saw (SB22) a really, really tall ladder. It was so tall that it stretched from the ground all the way up to (SB23) heaven.

And who did Jacob see climbing up and down that amazing ladder? Lots and lots of God's angels! Amazing! But even more amazing than all those angels on the ladder was who he saw at the very top of the ladder in heaven.

Who do you think Jacob saw?

It was (SB24) the LORD, Himself!

Story with lines separating paragraphs (text in bold, optional interaction cues in italics)

The LORD spoke to Jacob and said, “I am the LORD, the God of your father, Isaac, and your grandfather, Abraham. I made big promises to them and now I’m making them to you. (SB25) The land you are sleeping on I will give to you and all your family after you. Your family is going to grow and grow and grow until it’s so big, you can’t even count everyone. And one day, I will bless the whole world through your family when the Savior, Jesus, is born into your family. He will be the greatest blessing of all,” the LORD said.

“Jacob, you may be far away from your family, all alone, in the dark, but I am with you. I will take care of you wherever you go. I will bring you back to this land one day. I will do everything I’ve promised you,” the LORD told him.

Jacob woke up from the dream. He was excited and a little scared. “Surely the LORD is in this place, and I did not know it. How awesome it is! This is none other than the house of God, and this is the gate of heaven,” he exclaimed.

Jacob never wanted to forget this very special place and what happened that night. So he took the stone that had been his pillow and (SB26) he stood it up on end like a tower. Then he poured oil on the stone as a sign that God had done something special.

He named the place, “Bethel,” which means “House of God.” Then Jacob made a big promise to the LORD:

“If You will be with me and will keep me as I go far away from home; if You will give me food to eat and clothes to wear, so that I come home one day to my father’s house safely and with no one mad at me, then You shall be my God. And this stone, which I have set up as a tower, shall be a special place where people come to worship You and meet with You. And I will give You worship gifts from everything You give me,” Jacob promised. The LORD was pleased with Jacob’s promise and accepted it.

Then (SB27) Jacob picked up his bundle and went on his way. Day after day, he traveled on through the desert-y wilderness--under the hot sun, looking for food and water, and hoping he wasn’t lost. Night after night, he lay down in the deep darkness, on the cold ground, with the creepy, crawlies wriggling, and noisy, growling, animals prowling, and maybe even bad guys lurking near by. Jacob went further and further and further away from home and everything he had known, but now everything was better. Now he knew who was with him.

Who was with him?

The LORD, the God who was everywhere, all the time. HE was always with Jacob. He would make sure Jacob had everything he needed. He would keep all of his promises to him.

And so He did! The LORD helped Jacob get all the way to his mother’s family in the faraway country. He (SB28) blessed Jacob with a big family and many good things. He worked inside Jacob, too. He changed Jacob into a man who loved Him and trusted in Him. And many years later, the LORD led (SB29) Jacob safely back home to his family... where everyone was happy to see him—even his brother, Esau!

Jacob praised God for taking care of him. He truly was the God who is everywhere, all the time.

And what about God’s promise to bless all peoples through Jacob’s family? The LORD kept that promise, too. At just the right time, (SB30) Jesus was born as Jacob’s great, great, great, great, etc. grandson. He was God’s Son come to give us the greatest blessing anyone can ever have: The gift of forgiveness of sins when we turn from our sins and trust in Him as our Savior. Then He will be our God who is with us everywhere, all the time. And we can know that no matter where we go or what we do, He will be right there with us, loving us, taking care of us and working inside of our hearts, helping us to love and trust in Him. How kind the LORD has been to us through Jacob and his family!

Bible Story for Big Question 4, Bible Truth 4

use with all THREE lessons

P.6**Cracking the Case:** (story wrap-up for Listening Assignments)

It's time to see how we did with our Listening Assignment.

Detective Dan's Lesson 1 Listening Assignment:

1. Who was ran away from home? Why? Jacob ran away from home because he cheated his brother out of their father's special blessing.

2. Who was the God who didn't leave him? Why was it so amazing that He didn't leave him? The LORD was the God who didn't leave Jacob. It was amazing that the LORD didn't leave Jacob because the LORD hates wrong-doing (sin) and Jacob had done very a bad thing by tricking his father to get the special, firstborn blessing

For You and Me:

Isn't the LORD amazing! He is good and He hates wrong-doing (sin); but, He is so merciful, too. The LORD stayed with Jacob and promised to bless him. He changed Jacob into a man who loved Him and lived for Him. The LORD even used Jacob to bless us, too. How? By sending Jesus through Jacob's family to be the Savior for our sins. When we turn away from our sins and trust in Jesus, the LORD will forgive our sins, too. He will make us His special people who He will bless every day of our lives. And one day, He will take us to live with Him forever. That will be the greatest blessing of all!

Detective Dan's Lesson 2 Listening Assignment:
Our Bible Verse is Psalm 139:1-3,7-10:

"O LORD, you have searched me and known me! You know when I sit down and when I rise up; you discern my thoughts from afar...and are acquainted with all my ways... Where shall I go from your Spirit? Or where shall I flee from your presence? If I ascend to heaven, you are there! If I make my bed in Sheol, you are there! If I take the wings of the morning and dwell in the uttermost parts of the sea, even there your hand shall lead me, and your right hand shall hold me."

1. Who went far away from his home? Jacob did.

2. How did the LORD show him that He was still with him, guiding him and helping him? The LORD helped Jacob find the way to the country where his mother used to live. He took care of Jacob while he lived there and then He brought Jacob back home. He worked inside of Jacob, changing him into a man who loved and trusted in Him. He helped Esau forgive Jacob and He blessed Jacob with all of the good things He promised him. Best of all, He kept His promise came to

save us from our sins. He can be our Savior when we turn away from our sins and trust in Him as our Savior. Then we will be the LORD's special people who have Him to care for everywhere we go, every day of our lives now. And one day, will live with Him forever in heaven.

For You and Me:

The LORD knew Jacob's thoughts. He was familiar with all of his ways. He knew Jacob was a sinner and did not deserve His loving-kindness. But the LORD treated Jacob better than he deserved. The LORD loved Jacob and helped him. He took care of his needs and changed his life into one that wanted to love and obey Him. Like Jacob, we are sinners, too. The LORD offers His loving-kindness to us, too. He wants us to turn away from our sins and trust in Jesus as our Savior. He can be the God who is everywhere, taking care of us as His special people all the time, too. Ask Him to help you!

Detective Dan's Lesson 3 Listening Assignment:

Our six clues were: a brother named Esau, a ladder, a pair of glasses, an angel, a snake, and a rock.

1. Which four belong in our story?

The brother named Esau, the ladder, the angel, and the rock belong.

2. Who praised the LORD for taking care of him, everywhere he went? Jacob did.

For You and Me:

The LORD was not just with Jacob, long ago when this story took place. He is still the God who is everywhere, all the time. He is with us, too. He knows everything we think and do and say. And, if we turn away from our sins and trust in Jesus as our Savior, not only will He be with us, He will make us His special people. We will get to know Him in our hearts now. And one day, we will get to go and live with Him forever. That will be best of all! Ask Him to help you do this! He loves to answer this prayer!

The Gospel (story wrap-up if NOT using Listening Assignments)**Our Bible Truth is:****Can Anybody Tell Me What the LORD Is Like?****He's Not Like Anyone Else...****He Is Everywhere, All the Time!**

How good the LORD was to Jacob! He took care of him everywhere he went. He kept all of the promises He made to Jacob...even the promise to bless all peoples through his family one day. How did the LORD bless all people through Jacob's family? By sending Jesus to save us through Jacob's family. At just the right time, Jesus came to die on the cross and be the perfect payment for our sins. On the third day, He rose from the dead, showing He had beaten sin and death for us. Now all who turn away from their sins and trust in Jesus as their Savior, can be saved! They came become God's special people, who He will be with everywhere they go—helping them and caring for all of their needs. Preparing them for the great day when they will go to live with Him forever.

*Close in prayer.***Closing ACTS Prayer**

- A** We praise You, God, that You are the great and awesome God. There is no god like you. You are everywhere, all the time. You see everything there is to see. You are always with us.
- C** God, You are always with us. Nothing is hidden from You. We know You see us disobey You every single time. We need a Savior! Please forgive us through Jesus!
- T** Thank You, God, for always being with us wherever we are. Thank You that even when we feel very alone, You are there. We can always turn to You and ask You for help.
- S** Help us to turn away from our sins and trust in Jesus as our Savior. Help us to live to please You as You watch us. Help us to depend on You to take care of us.

In Jesus' name we pray, Amen.

Go to Lesson Plan, p.9 for the script to the rest of the lesson.

Deep Down Discussion Sheet

use with all THREE lessons

Use with all
response activities
for deeper learning**P.1***Questions to aid discussion of the key concepts and for use in games*

Be familiar with these questions and answers. Look for opportunities to ask questions and discuss their answers, such as while the children work on their coloring pages, as part of their response games, or during play time. Remember: your goal isn't to ask all these questions or only talk to the children about these things. It is to be deliberate in having good conversations with them, however much or little you have.

BIG QUESTION Meaning Discussion Questions	<p>Can Anybody Tell Me What the LORD Is Like? He's Not Like Anyone Else!</p> <p>There are many gods that people worship, but none is like the LORD. He is the one, true God. He's not like anyone else! He's always been alive--and He will never die. He's completely good and loving. He's all-powerful and all-wise. And that's just the beginning of what the LORD is like. He is so great! There will always be more of Him to know.</p> <p><i>choose a few</i></p> <ol style="list-style-type: none"> 1. Can anybody tell me what the LORD is like? <i>He's not like anyone else!</i> 2. Do people worship many different gods? <i>Yes, they do.</i> 3. Are all gods the same as the LORD? <i>No, there is no other god like the LORD.</i> 4. Who is the one, true God? <i>The LORD.</i> 5. How long has God been alive? <i>He's always been alive.</i> 6. When will God die? <i>Never!</i> 7. How good and loving is God? <i>He is completely good and loving!</i> 8. How powerful is the LORD? <i>He is all powerful.</i> 9. How wise is the LORD? <i>He is all wise!</i> 10. Will we ever know everything there is to know about God? <i>No, there will always be more of Him for us to know.</i>
BIBLE TRUTH Meaning Discussion Questions	<p>He's Not Like Anyone Else... He Is Everywhere, All the Time!</p> <p>How many places can you be at once? Can you be here with us and out on the playground at the same time? Can you hear what your parents are saying in the kitchen and what the king in a faraway country is saying at the same time? No, you can't and neither can I!</p> <p>But God is very different from us. He is everywhere, all the same time. He is with you and me right here. He is with your friends and family in their homes or at work. He is with the people who live far away in other parts of the world.... and all at the same time! There is no where we can go, where God will not be, too. He sees everything everyone is doing. He is always there to comfort us, to help us and to save us when we trust Jesus as our Savior.</p> <p><i>choose a few</i></p> <ol style="list-style-type: none"> 1. How many places can we be at the same time? <i>Only one.</i> 2. How many places can God be at the same time? <i>He can be everywhere, all the time!</i> 3. Is God with you and me right here? <i>Yes.</i> 4. He is also with your friends and family right now? And people who live far, far away? <i>Yes, He is. All at the same time.</i> 5. Is there anywhere we can go to get away from God? <i>No.</i> 6. Does God see what we are doing? <i>Yes.</i> 7. What can God do for us, no matter where we are? <i>Help us, comfort us, save us (when we trust in Jesus as our Savior).</i>

Deep Down Discussion Sheet

use with all THREE lessons

P.2*Questions to aid discussion of the key concepts and for use in games*

THE GOSPEL	What is God's good news for you and me? <i>The gospel! Can anybody tell me what the LORD is like? He's not like anyone else...He is everywhere, all the time! What does God see, as He sees everything, all the time? He sees all people choosing to disobey Him and His good ways. He sees that we all deserve His punishment. How sad! But God is so rich in mercy! He sent His Son, Jesus to die on the cross as the payment for the sins of all who turn away from their sins and trust in Jesus as their Savior. God forgives their sins and makes them His people forever. Ask Him to help you turn to Him! He loves to answer these prayers!</i>
BIBLE TRUTH BIBLE VERSE	<p>"O LORD, you have searched me and known me! You know when I sit down and when I rise up; you discern my thoughts from afar...and are acquainted with all my ways... Where shall I go from your Spirit? Or where shall I flee from your presence? If I ascend to heaven, you are there! If I make my bed in Sheol, you are there! If I take the wings of the morning and dwell in the uttermost parts of the sea, even there your hand shall lead me, and your right hand shall hold me." --Psalm 139:1-3,7-10, ESV</p> <p>Learn a Little: "O LORD...You are acquainted with all my ways."</p>
Meaning	These verses tell us that God is everywhere, all the time. There is no where we can flee from God's Spirit. Everywhere we are, He is, too. God knows us inside and out. He hears all of our prayers. He will help and protect those who trust in Him, no matter where they are. He will always be guiding them according to His perfect plans.
Discussion Questions <i>choose a few</i>	<ol style="list-style-type: none"> 1. Who is with us when we sit down and rise up? <i>The LORD is.</i> 2. Who is with us as we think our thoughts? <i>The LORD is.</i> 3. Where can we go from God's presence? <i>No where!</i> 4. Where do we have to be for God to hear our prayers? <i>We can be anywhere!</i> 5. What does God always do for His people, everywhere they go and whatever they do? <i>He will help and protect them. He will guide them and love them.</i> 6. How can we become God's people? <i>We can ask God to help us to turn away from our sins and trust in Jesus as our Savior. He loves to answer these prayers!</i>
BIBLE STORY Discussion Questions <i>choose a few</i>	<p>The Case of the God Who Would Never Leave</p> <ol style="list-style-type: none"> 1. Why was Jacob sleeping in the middle of nowhere? <i>He ran away from home so his brother wouldn't kill him.</i> 2. Have you ever camped outside in the middle of nowhere? Were you scared? 3. What bad thing did Jacob do? <i>He tricked his father into giving him the special blessing his brother was supposed to get.</i> 4. What did God plan to do even through the bad thing Jacob did? <i>Do good things for many people, even us (He would send Jesus to us through Jacob's family.)</i> 5. What did Jacob see in his dream? <i>Angels going up and down a ladder between heaven and earth...and even the LORD, Himself!</i> 6. What did God promise Jacob in his dream? <i>That He would be with him wherever he went. That He would bless him and all people through him. He would give the land he was sleeping on to his family one day. His family would grow to be very, very big.</i> 7. What did Jacob do when he woke up? <i>Took the stone he used as a pillow and made it into a tower to remember what God had said to him that night. He made promises to God to worship Him. He would come back and build a worship house to God when he came back.</i> 8. Why could God promise Jacob to be with him always? <i>Because He is everywhere, all the time.</i> 9. Who was Jacob's great, great, etc. grandson who was the blessing to all people? <i>Jesus.</i> 10. Who is always with us and can always help us? <i>God is. Talk to Him. He will help you.</i> 11. What is the greatest way God can help us? <i>Forgiving our sins when we turn away from our sins and trust in Jesus as our Savior.and trust in Jesus as our Savior.</i>