

---

## Big Question 4, Bible Truth 8 Storyboard Background Pictures Key (BG)

---

Put these pictures in place on your storyboard BEFORE you tell your story.

**BG1 Egypt**



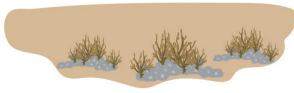
**BG2 Promised Land**



## Big Question 4, Bible Truth 8 Storyboard Pictures Key (SB)

Store these pictures in numerical order in your DDD Bible Folder.  
Add these to your story as you tell it. Numbers correspond to placement order.

**SB1 Weeds and Rocks**



**SB12 Not Trusting the LORD**



**SB2 People of Israel in Wilderness**



**SB13 Moses and Aaron Listening to Grumbling**



**SB3 People of Israel Working Hard in Egypt**



**SB14 Better Off in Egypt**



**SB4 King of Egypt**



**SB15 Moses and Aaron Gathering the People**



**SB5 Moses and Aaron Talking to King**



**SB16 The People of Israel Listening to Moses**



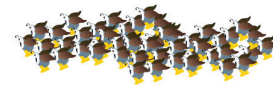
**SB17 The LORD Will Provide Bread and Meat**



**SB6 King of Egypt Refusing**



**SB18 Flock of Quail Flying**



**SB7 Sad Things on the People of Egypt**



**SB19 Flock of Quail on Ground**



**SB8 King of Egypt Freeing the People**



**SB20 Roasting the Quail**



**SB9 People of Israel Taking Things and Leaving with Moses**



**SB21 Seeing Manna in the Morning**



**SB10 People of Israel Rejoicing in What the LORD Has Done**



**SB22 Cooking with Manna**




**SB11 People of Israel Scared and Upset about Food**



**SB23 People of Israel in the Promised Land**



Note: Use sticky tac putty rather than velcro on back of pictures placed on top of other pictures.




BG1



BG2



SB3



SB4



SB5



SB6



SB7



SB8



SB10



SB11



SB12



SB13



SB14



SB15



SB16



SB17



SB18



SB19



SB20



SB21



SB22



SB23



NOTE:

Some of the larger images are assembled from two or more pages. You can make these easier to fold by leaving a small gap in the lamination between the pieces. This allows you to fold the image along the gap.



leave slight gap here  
to create a “hinge” for  
easy folding