

DEEP DOWN DETECTIVES

**Curriculum Resources
for Unit 7, Bible Truth 1:**



What Are God's Laws Like?

God's Laws Are Perfect...

**They Are Written in the Bible,
God's Word!**

Session Prep (especially good for newbies!)

Pray!



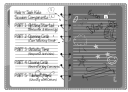
Pray for the Holy Spirit to be at work in your and the children's hearts.

Review



If new to the curriculum, look at the **Getting Started with Deep Down Detectives section of the Core Curriculum book.** (p.5) It will be especially helpful to read through the Deep Down Detectives section of **The Praise Factory Tour: Extended Version Book.** This is a visual way to understand what goes on in the classroom. (A pdf of the book is found in the samples section on the website.)

Look through and Learn the Lesson



Read over **lesson plan.** Practice any **songs or action rhymes** you are using. Choose/make up motions to go with these. Choose less with younger children and more with older preschoolers. **Practice the lesson with the visual aids** and using the Big Question Box/Briefcase.

Read and Rehearse the Bible Story with Pictures



Read the Bible story from the Bible. Read the curriculum version. Practice telling it with the storyboard pictures. (If you have not previously laminated the story pictures, do that now.)

Let There Be Music



Download the music and listen to the songs. Choose which of the songs you will use with the children. If using live musicians, make sure they have the sheet music (Appendix A, Core Curriculum book).

Put the Props in Place



1. Prepare your Visual Aids. Put the Big Question, Unit Bible Truths, Bible Truth, Bible Verse, and Listening Assignment signs, as well as the Bible Story script in one side of the Bible folder.
2. Get out your storyboard. Put all background pictures in place (they have a BG by the number). Put the rest of the storyboard pictures (these have a SB by the number) in order of use in the other side of the Bible folder.
3. Put the DDD Bible Folder as well as the Big Question sign in the Big Question Box/Briefcase and shut it. If your box/briefcase has locks and you want to use the unlocking the box as part of your session, lock it now....but make sure you have the key or know the code first.
4. Prepare the music CD or sheet music or mp3 device for use in your session.

Set Out Free Play Activities



Choose and set up free time activities you will use with the children. Choose a variety of different activities that will be enjoyed by different types of children. Rotate the activities you provide to keep them interesting and fresh to your children. (Suggestions in Appendix D, Core Curriculum books.)

Prepare Any Activities



Choose which (if any) of the Bible Truth games and crafts activities you want to use in the session. Bear in mind your time frame as well as the developmental abilities and attention span of your children as you decide which/how many to prepare. **Look over the Discussion Sheet** and choose a few questions you might use to spark discussion with the children as they do their activities (especially good for ages 3's+). Pray for God to give you opportunities to talk about these things with the children.

Let Them Take It with Them



Make copies of the craft/take home sheets, if you are not already using them as one of your activities. You may also want to make copies of the story (see take-home version of each story included in Appendix C with the other take home resources) to have for parents to use with their children at home. There's a link on each craft/take home sheet to the story, if you don't make hard copies.

Store It



After your session is over, collect the resources and store them for future use. This curriculum can be used over and over for years to come.

Unit 7: The Law-Giving God

UNIT OVERVIEW

A law is a big rule made by someone in charge. God is our Maker. He is in charge of everyone in the whole world. He has given us His laws to live by.

God is good and loving, wise and fair. He is perfect! God's laws are just like Him. They are good and loving, wise and fair, too. They are perfect!

God's laws show us the very best way to live. They show us how to love God and love others. They are exactly what we need.

In this unit we will learn three truths about the laws God has given us.

UNIT BIBLE VERSE: Psalm 19:7, ESV

"The law of the LORD is perfect."

BIG QUESTION UNDER INVESTIGATION: What Are God's Laws Like?

ANSWER: God's Laws Are Perfect!

OPTIONAL Big Question 7 INTRODUCTION LESSON (Use Hide 'n' Seek Kids Unit 7 Material)

Story: The Case of the Big Voice

Bible Verse: Exodus 19-20, 24

➔ BIBLE TRUTH 1: They Are Written in the Bible, God's Word (3 Lessons Available)

Story: The Case of the Big Ten *Deuteronomy 5:1,7-21*

Bible Verse: Exodus 16,19,20

BIBLE TRUTH 2: They Show Us that We Need God to Save Us (3 Lessons Available)

Story: The Case of the Rotten Innerds *Luke 18:9-14*

Bible Verse: Luke 18:9-14

BIBLE TRUTH 3: They Tell Us How to Love God and Others (3 Lessons Available)

Story: The Case of the Do's and Don'ts *Matthew 5,6,22*

Bible Verse: Matthew 22:37-40

Deep Down Detectives ESV Songs 7 Track Numbers

This is a listing of all songs mentioned in the unit curriculum. You may or may not choose to use all of the songs. They are listed in easy-reference order--NOT in the order used in the curriculum.

You may choose to simply burn a CD/load them onto an mp3 device in this order. Or, you may want to do what we do: choose the songs we want to use and create a play list of them in that order. Then, we burn a CD/upload the play list onto an mp3 device. A teacher only has to click forward to the next song, instead of hunting for the right track. The track number have been included as part of the title of each song, teachers will still have a reference to the track number listed in the curriculum (same as those listed below), even if you change the order on your customized play list.

SONGS USED EVERY UNIT OF THE CURRICULUM

- 1 The Classroom Song v.1
- 2 The Classroom Song v.2
- 3 The Classroom Song v.3
- 4 The Classroom Song v.4
- 5 Deep Down Detectives Theme Song
- 6 The Classroom Rules Song
- 7 Let's Pray Song
- 8 The Big Question Box Song
- 9 The Bible Chant Song
- 10 ACTS Prayer Song (Short Version)
- 11 ACTS Prayer Song (Full Version)

Why the Extra Songs?

Deep Down Detectives is a curriculum used by a wide age-span of kids. Sometimes one of the other songs is a better fit for your kids. Or, you may simply want to teach them more songs on the same Bible Truth. Use as many or as few as you want.

UNIT 7: THE LAW-GIVING GOD

- 12 Big Q & A 7 Song
- 13 Big Question 7 Song: What Are God's Laws Like?
- 14 Big Question 7 Bible Verse Song: The Law of the Lord Psalm 19:7, ESV
- 15 *Extra Big Question 7 Bible Verse Song: The Law of the Lord Is Perfect Psalm 19:7, ESV (full version)*
- 16 *Extra Big Question 7 Bible Verse Song: The Law of the Lord Psalm 19:7, ESV (short version)*
- 17 Big Question 7 Hymn: Holy Bible, Book Divine
- 18 Big Question 7 Praise Song: The Best Book to Read Is the Bible

What Are God's Laws Like?

God's Laws Are Perfect...

Bible Truth 1: They Are Written in the Bible, God's Word

- 19 Bible Verse: Hear, O Israel Deuteronomy 5:1,7-21 , ESV (full version)
- 20 Bible Verse: Hear, O Israel Deuteronomy 5:1,7-21 , ESV (short version)

Bible Truth 2: They Show Us that We Need God to Save Us

- 21 Bible Verse: By Works of the Law Romans 3:20-23, HCSB
- 22 *Extra Bible Verse: Now We Know Romans 3:19-24, ESV*
- 23 *Extra Bible Verse: For Christ Suffered Once for Sins 1 Peter 3:18, ESV*
- 24 *Extra Bible Verse: The Lord Looks Down Psalm 14:2-3, HCSB*
- 25 *Extra Bible Verse: All We Like Sheep Isaiah 53:6, ESV*
- 26 *Extra Bible Verse: Seek the Lord Isaiah 55:6-7, ESV*

Bible Truth 3: They Tell Us How to Love God and Others

- 27 Bible Verse: Love the Lord Matthew 22:37-40, ESV

Big Question 7, Bible Truth 1 Overview: Key Concepts

P.1

Unit 7: The Law-Giving God

Unit Big Question (and Answer): What Are God's Laws Like? God's Laws Are Perfect!

Unit Bible Verse: "The law of the LORD is perfect." Psalm 19:7

Bible Truth 1 Concept: God's Laws Are Perfect... They Are Written in the Bible, God's Word!

A law is big rule that we are supposed to obey. God told His laws to godly people long ago. These people wrote them down in the Bible, God's Word, so everyone can know them. God's Holy Spirit helped them write them down just right.

God's laws are the most important laws of all. They are rules that God wants everyone to keep. That's why God's people take time to learn God's laws and ask Him to help them obey them. They love God and want to please Him. They want to show the world what God is like by living the way He wants us to live.

Bible Truth 1 Bible Verse: Deuteronomy 5:1,7-21

"Hear, O Israel, the statutes and the rules that I speak in your hearing today, and you shall learn them and be careful to do them... You shall have no other gods before me. You shall not make for yourself a carved image. You shall not bow down to them or serve them... 'You shall not take the name of the LORD your God in vain... Observe the Sabbath day, to keep it holy... Honor your father and your mother... You shall not murder. And you shall not commit adultery. And you shall not steal. And you shall not bear false witness... And you shall not covet... anything that is your neighbor's."

Learn a Little: "Hear the rules... learn them and be careful to do them."

Meaning

Long ago, the LORD gave the 10 Commandments and many other good laws to the people of Israel. The Israelites agreed to keep them. He would be their God; they would be His people. He would bless them and take care of them. These verses are the Ten Commandments (laws) that God gave them. But even though God gave these laws to the people of Israel that day, they are laws for all of us to keep. They tell us how God wants us all to live.

Bible Truth 1 ACTS Prayer

- A** We praise You, God, for being the Giver of Your perfectly good laws.
- C** God, we confess that we break Your good laws. Sometimes we do not obey our parents. Sometimes we lie. Sometimes we want things that belong to others. You made us to be law keepers, but we are all lawbreakers. We need a Savior!
- T** Thank You for giving us Your good laws so we know how to love and obey You. Thanks You for making sure they were written down just right in Your Word, the Bible.
- S** God, work in our hearts. Help us to turn away from our sins and trust in Jesus as our Savior. Help us to learn Your good laws and obey them. Help us to love You by living for You and keeping Your good laws.

In Jesus' name we pray, Amen.

Bible Truth 1 Story

The Case of the Big Ten

Deuteronomy 5:1,7-21

Big Question 7, Bible Truth 1 Overview: Key Concepts

p.2

Songs Used in Bible Truth 1

Big Q & A 7 Song

Big Question 7 Song: What Are God's Laws Like?

Big Question 7 Bible Verse Song: The Law of the Lord Psalm 19:7, ESV

Extra Big Question 7 Bible Verse Song: The Law of the Lord Is Perfect Psalm 19:7, ESV (full version)

Big Question 7 Hymn: Holy Bible, Book Divine

Big Question 7 Praise Song: The Best Book to Read Is the Bible

Bible Truth 1 Bible Verse Song: Hear, O Israel Deuteronomy 5:1,7-21 , ESV

Lesson Plan: Big Question 7, Bible Truth 1

use with all THREE lessons

p.1**1. GETTING STARTED**

= follow the stars for a short & simple lesson plan

Intake Activity Ideas	Choose one of these open-ended activities to include children as they join the class:
Free Play Time <i>suggestions in Appendix D</i>	Offer your own or some of the easy-to-make, free play activities suggested in Appendix D.
OR Sing-along Music Time <i>lyrics and sheet music, Appendix A</i>	<p>Music from Deep Down Detectives (DDD) ESV Songs 7:</p> <p>Big Q & A 7 Song <i>DDD ESV Songs 7, track 12</i></p> <p>Big Question 7 Song <i>DDD ESV Songs 7, track 13</i></p> <p>Big Question 7 (Unit) Bible Verse Song: The Law of the Lord Psalm 19:7, ESV <i>DDD ESV Songs 7, track 14</i></p> <p>Extra Big Question 7 (Unit) Bible Verse Song: The Law of the Lord Is Perfect Psalm 19:7, ESV (full version) <i>DDD ESV Songs 7, track 15</i></p> <p>Extra Big Question 7 (Unit) Bible Verse Song: The Law of the Lord Is Perfect Psalm 19:7, ESV (short version) <i>DDD ESV Songs 7, track 16</i></p> <p>Big Question 7 Hymn: Holy Bible, Book Divine <i>DDD ESV Songs 7, track 17</i></p> <p>Big Question 7 Praise Song: The Best Book to Read Is the Bible <i>DDD ESV Songs 7, track 18</i></p> <p>Bible Truth 1 Bible Verse Song: Hear, O Israel Deuteronomy 5:1,6-21, ESV (full version) <i>DDD ESV Songs 7, track 19</i></p> <p>Bible Truth 1 Bible Verse Song: Hear, O Israel Deuteronomy 5:1,6-21, ESV (short version) <i>DDD ESV Songs 7, track 20</i></p> <p><i>Add more fun to Sing-along Music Time by adding a Music, Movement & Memory Activity. These activities are listed on p.10 of this lesson plan with the Response Activities. Instructions found in Appendix B.</i></p>
OR Bible Verse Memory Game <i>instructions found in Appendix B</i>	<p>Lesson 1 Game: Fill'er Up</p> <p>Lesson 2 Game: Lily Pad Jump</p> <p>Lesson 3 Game: Loud and Soft, Big and Little</p> <p><i>These activities are also included on p.10 of this lesson plan with the Response Activities.</i></p>
2. OPENING CIRCLE TIME (<i>introduce the Bible Truth and tell the related Bible story</i>)	
Gathering the Children <i>lyrics and sheet music, Appendix A</i>	<p><i>Sing verse 1 of The Classroom Song to gather the children for Circle Time.</i></p> <p>The Classroom Song, verse 1 <i>DDD ESV Songs 7, track 1</i></p> <p>Let's gather together to worship God, Let's gather together to worship God, Let's gather together to worship God, Come gather here with me!</p>
Welcome to Deep Down Detectives	"Welcome to Deep Down Detectives. We're so glad you've joined us! Detectives are people who look for answers to questions. In Deep Down Detectives, we look for answers to big questions about God. We dig deep down in the truths of God's Word to find them."

Lesson Plan: Big Question 7, Bible Truth 1 use with all THREE lessons**p.2****2. OPENING CIRCLE TIME, continued**

= follow the stars for a short & simple lesson plan

<p>Deep Down Detectives Theme Song</p> <p><i>lyrics and sheet music, Appendix A</i></p>	<p>"Let's sing our Deep Down Detectives Theme Song."</p> <p> Deep Down Detectives Theme Song DDD ESV Songs 7, track 5</p> <p>We're Deep Down Detectives, diggin' deep in God's Word, For truths about God and His plans for this world, We're seeking to love Him, with all of our heart, We're Deep Down Detectives! Come on! Let's start!</p>
<p>Classroom Rules Song</p> <p><i>lyrics and sheet music, Appendix A</i></p>	<p>There are two very important things that Deep Down Detectives do together: we worship God and we love one another. Our Classroom Rules Song reminds us how we should act. Let's sing it."</p> <p>Classroom Rules Song DDD ESV Songs 7, track 6</p> <p>Shh, be quiet while someone is talking, Raise your hand, if you have something to say, Don't touch your friend, sitting beside you, Obey your teachers, Be kind as you play. These are our classroom rules, These are our classroom rules, They help us worship God and love one another, These are our classroom rules.</p>
<p>Opening Prayer Time</p> <p><i>lyrics and sheet music, Appendix A</i></p>	<p>"Children, we need God's help to keep these rules. Let's ask Him to help us right now. Let's get ready and pray."</p> <p>Let's Pray DDD ESV Songs 7, track 7</p> <p>1-2-3! Fold your hands, Bow your head, Close your eyes. Let's pray! <i>(repeat)</i></p> <p>"Let's pray:"</p> <p> Opening Prayer</p> <p>Dear Lord, We're so glad to get to gather together to worship You! Please help us keep the classroom rules. Please help us to love You and learn about You today. In Jesus' name we pray. Amen.</p>

Lesson Plan: Big Question 7, Bible Truth 1 use with all THREE lessons**p.3****2. OPENING CIRCLE TIME, continued**

= follow the stars for a short & simple lesson plan

Reveal the Big Question**Introduce the Big Question Box/Briefcase***lyrics and sheet music, Appendix A*

"Detectives INVESTIGATE things. That means they ask questions and look for answers. Deep Down Detectives investigate big questions about God. The Big Question we are investigating today is right inside our Big Question Box/Briefcase.

The Big Question Box Song*DDD ESV Songs 7, track 8*

We've got a big box,
All closed up and locked,
Filled with the truths of God's Word.

We've got a brief case,
There's no time to waste,
Come on, kids, let's open it up!

The Big Question under Investigation

VISUAL take out AID



of BQB

*Big Question & Answer Sign, front side***found in the DDD Unit 7 Visual Aids, ESV Book*

Ok, who would like to open for me and pull out the Big Question?"

Choose a child to open the box/briefcase, take out the Big Question and hand it to you, then hold up the Big Question sign for all the children to see, and say:



The Big Question we are investigating today is Big Question Number 7:

What Are God's Laws Like?

and the Answer is:

God's Laws Are Perfect!**Big Question Meaning**

A law is a big rule made by someone in charge. God is our Maker. He is in charge of everyone in the whole world. He has given us His laws to live by.

God is good and loving, wise and fair. He is perfect! God's laws are just like Him. They are good and loving, wise and fair, too. They are perfect!

God's laws show us the very best way to live. They show us how to love God and love others. They are exactly what we need.

Big Question Songs



"Let's sing our Big Question Song:

Big Q & A 7 Song**Big Q & A 7 Song***DDD ESV Songs 7, track 12**(adapted version of "The Farmer in the Dell")**lyrics and sheet music, Appendix A*

What are God's laws like?
What are God's laws like?
What are God's laws like?
God's laws are perfect!

2. OPENING CIRCLE TIME, continued

= follow the stars for a short & simple lesson plan

Learning about the Big Question (use one or both) 	<p>Repeat the Big Question and Answer again: "What Are God's Laws Like? God's Laws Are Perfect!"</p> <p>Say: "Hmmm, I wonder what that means... Let's do our action rhyme/sing our song that explains it."</p> <p>Then do the action rhyme or sing the song using any of the optional motions suggested, if desired.</p>						
Big Question Action Rhyme	<table border="0"> <tr> <td>Big Question 7 Action Rhyme</td><td><u>(POSSIBLE ACTIONS)</u></td></tr> <tr> <td>God's laws are God's big, big rules for everyone to obey. They tell me how to love God most, In how I live each day.</td><td><i>Point out to everyone</i> <i>Point up to God</i></td></tr> <tr> <td>They tell me how to love you, too, In all the things I say and do. God's laws are always good and fair and best. Let's keep God's big, big rules!</td><td><i>Point out to others</i></td></tr> </table>	Big Question 7 Action Rhyme	<u>(POSSIBLE ACTIONS)</u>	God's laws are God's big, big rules for everyone to obey. They tell me how to love God most, In how I live each day.	<i>Point out to everyone</i> <i>Point up to God</i>	They tell me how to love you, too, In all the things I say and do. God's laws are always good and fair and best. Let's keep God's big, big rules!	<i>Point out to others</i>
Big Question 7 Action Rhyme	<u>(POSSIBLE ACTIONS)</u>						
God's laws are God's big, big rules for everyone to obey. They tell me how to love God most, In how I live each day.	<i>Point out to everyone</i> <i>Point up to God</i>						
They tell me how to love you, too, In all the things I say and do. God's laws are always good and fair and best. Let's keep God's big, big rules!	<i>Point out to others</i>						
Big Question (Action Rhyme) Song  <i>lyrics and sheet music, Appendix A</i>	<p>Big Question 7 Action Rhyme/ Song <i>DDD ESV Songs 7, track 13</i></p> <p><u>(POSSIBLE ACTIONS)</u></p> <p>Refrain: What are God's laws like? What are they like? God's laws are perfect! God's laws are perfect! What are God's laws like? What are they like? God's laws are like Him, They are good and just.</p> <p>Verse 1 God is our Creator, He's in charge of the whole world. He gave us laws to live by, They are written in His Word. <i>Refrain</i></p> <p>Verse 2 God's laws are the best way, For us all to live, God calls us to obey them, To reflect His righteousness. <i>Refrain</i></p> <p><i>Make question gesture with your arms (arms bent and palms facing upward)</i></p> <p><i>Point up to God</i> <i>Make "Ok" sign with your fingers</i></p> <p><i>Make globe shape with arms</i></p> <p><i>Write with index finger on flat palm of other hand.</i></p> <p><i>Point out to everyone</i></p>						

Lesson Plan: Big Question 7, Bible Truth 1

use with all THREE lessons

p.5**2. OPENING CIRCLE TIME, continued**

= follow the stars for a short & simple lesson plan

Learning the Bible Truth

VISUAL take out

AID

#2

of BQB

VISUAL AID

All the Bible Truths Sign

★ "God's laws are perfect is a good beginning, but there's so more to learn. So it's time for us to dig down even deeper for more answers to our Big Question about God. We're going to be learning **THREE** Bible truths that all tell us more about God's perfect laws.

Who would like to hand me the picture with our two Bible truths on it? It's in the Big Question Box/Briefcase." *Choose a child to get it and hand it to you, then hold it up and show them the pictures of the three truths they will be learning.*

After everyone has had a good look, say...

Bible Truth Clue

VISUAL take out

AID

#3

of BQB

Bible Truth Clue Sign,
front side
VISUAL AID

"Ok, now let's look at our Bible Truth Clue sign and see if we can figure out which of these three truths we will be learning about today. Who would like to get it out of the Big Question Briefcase for me?"

Choose a child to open the briefcase, take out the Bible Truth Clue sign and hand it to you. Hold up the front side for the children to see. Cover up the answer, written along the bottom, and say:

"What Are God's Laws Like?**God's Laws Are Perfect!****They are Written in the ???? God's Word!"****Hint**

We're missing one word. Here's the hint to what the missing word is. It says: "What's the name of God's Word? It starts with a "b."

Can you guess? It's "Bible."

So the Bible Truth we are learning today is:

(uncover answer from bottom of sign, show it to them and say:)

★ **"What Are God's Laws Like?****God's Laws Are Perfect!****They are Written in the BIBLE God's Word!"****Bible Truth Meaning**

★ And here is what this Bible Truth means:

(read the meaning off of the back of the sign, say:)

A law is big rule that we are supposed to obey. God told His laws to godly people long ago. These people wrote them down in the Bible, God's Word, so everyone can know them. God's Holy Spirit helped them write them down just right.

God's laws are the most important laws of all. They are rules that God wants everyone to keep. That's why God's people take time to learn God's laws and ask Him to help them obey them. They love God and want to please Him. They want to show the world what God is like by living the way He wants us to live.

Lesson Plan: Big Question 7, Bible Truth 1 use with all THREE lessons**p.6****2. OPENING CIRCLE TIME, continued**

= follow the stars for a short & simple lesson plan

Learning the Bible Verse**The Bible Chant Song**lyrics and sheet music,
Appendix A

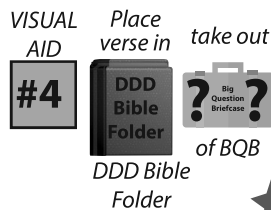
"And how do I know this is true? God tells me so in His special book, the Bible."

Say or sing the Bible Chant Song.

The Bible Chant Song

DDD ESV Songs 7, track 9

The Bible, the Bible,
Let's get out the Bible.
Let's hear what God has to say.
The Bible, the Bible,
God's given us the Bible.
It's His Word for us to learn and obey! Yay!

Bible VerseDDD 7.1 Bible Verse-front
side (in the DDD Bible folder)*found in the DDD Unit 7
Visual Aids, ESV Book

"Who would like to get our Bible folder out of the Big Question Briefcase for me?"

Choose a child to open the briefcase, take out the "Bible" folder and hand it to you. Remove the Bible Verse Picture from the "Bible" folder and hold it up for all the children to see, then say:

Deuteronomy 5:1,7-21 tells us:

Deuteronomy 5:1,7-21

"Hear, O Israel, the statutes and the rules that I speak in your hearing today, and you shall learn them and be careful to do them...You shall have no other gods before me. You shall not make for yourself a carved image. You shall not bow down to them or serve them...You shall not take the name of the LORD your God in vain...Observe the Sabbath day, to keep it holy...Honor your father and your mother...You shall not murder. And you shall not commit adultery. And you shall not steal. And you shall not bear false witness...And you shall not covet...anything that is your neighbor's."

Learn a Little: "Hear the rules... learn them and be careful to do them."**Bible Verse Meaning****What does that mean?**

Long ago, the LORD gave the 10 Commandments and many other good laws to the people of Israel. The Israelites agreed to keep them. He would be their God; they would be His people. He would bless them and take care of them. These verses are the Ten Commandments (laws) that God gave them. But even though God gave these laws to the people of Israel that day, they are laws for all of us to keep. They tell us how God wants us all to live.

2. OPENING CIRCLE TIME, continued



= follow the stars for a short & simple lesson plan

Bible Verse
Song

lyrics and sheet music,
Appendix A

We've said our Bible verse, now let's sing it!

Hear, O Israel Deuteronomy 5:1,6-21

DDD ESV Songs 7, tracks 19,20

Refrain:

Hear, O Israel, the statutes and rules I speak,
Learn them and be careful to do them,
Be careful to do them.

You shall have no gods before Me,
You shall not make a carved image,
You shall not bow down or serve them.
You shall not take the name of the Lord in vain,
Observe the Sabbath day,
Honor your father and mother. Refrain





You shall not murder,
You shall not commit adult'ry,
You shall not steal,
You shall not bear false witness
Against your neighbor,
You shall not covet anything. Refrain
Deuteronomy Five, verses one, six through twenty-one.

Lesson Plan: Big Question 7, Bible Truth 1

use with all THREE lessons

p.8**2. OPENING CIRCLE TIME, continued**

= follow the stars for a short & simple lesson plan

Getting into the Case	<p>"Now it's time to do a bit more deep down investigating. Let's see what Detective Dan wants us to help him figure out. Would someone like to get it out for me?"</p>
Listening Assignments <div style="display: flex; justify-content: space-around; align-items: center;"> <div style="text-align: center;"> <i>Place in</i>  <i>of BQB</i> </div> <div style="text-align: center;"> <i>take out</i>  <i>of BQB</i> </div> </div>	<p>NOTE: Listening assignments are most suitable for ages 3+. Skip straight to the Bible story (see bottom of this page), if working with 2 year olds.</p> <p>"Let's open up our listening assignment and see what we are supposed to figure out today.</p> <p><i>Choose a child to take out the Listening Assignment (from the DDD Bible Folder) and hand it to you. Read Detective Dan's letter to the children that includes the listening assignment. The listening assignments are summarized below:</i></p>
<p>VISUAL AID</p> <div style="border: 1px solid black; padding: 5px; text-align: center; width: 40px; margin: 0 auto;">#5</div> <p>DDD Unit 7 Visual Aids, ESV</p>	<p><u>Detective Dan's Lesson #1 Listening Assignment:</u></p> <p>I need to find out:</p> <ol style="list-style-type: none"> 1. What were the "Big Ten"? What made them so big? 2. Who did God give them to obey?
<p>VISUAL AID</p> <div style="border: 1px solid black; padding: 5px; text-align: center; width: 40px; margin: 0 auto;">#6</div> <p>DDD Unit 7 Visual Aids, ESV</p>	<p><u>Detective Dan's Lesson #2 Listening Assignment:</u></p> <p>Our Bible Verse is Deuteronomy 5:1,7-21</p> <p>"Hear, O Israel, the statutes and the rules that I speak in your hearing today, and you shall learn them and be careful to do them...You shall have no other gods before me. You shall not make for yourself a carved image. You shall not bow down to them or serve them...'You shall not take the name of the LORD your God in vain...Observe the Sabbath day, to keep it holy...Honor your father and your mother...You shall not murder. And you shall not commit adultery. And you shall not steal. And you shall not bear false witness... And you shall not covet...anything that is your neighbor's."</p> <p>I need to find out:</p> <ol style="list-style-type: none"> 1. How did God tell the people of Israel these Ten, Big Rules? 2. Why did the people need to know these rules?
<p>VISUAL AID</p> <div style="border: 1px solid black; padding: 5px; text-align: center; width: 60px; margin: 0 auto;">#7A,B,C</div> <p><i>*Listening Assignment #3 includes the Assignment Sheet, plus 6 clue pictures*</i></p> <p>DDD Unit 7 Visual Aids, ESV</p>	<p><u>Detective Dan's Lesson #3 Listening Assignment:</u></p> <p>I found six clues, but only 4 of them are in the story.</p> <p>Our six clues were: a mountain called Sinai, laws written in stone, a tree, clean clothes, a tent, and an airplane.</p> <p><i>Hold each of them up for the children to see as you identify them.</i></p> <p>I need to figure out:</p> <ol style="list-style-type: none"> 1. Which four belong in the story and which two don't? 2. What did the "Big Ten" laws show the people of Israel they needed to ask God to give them?
<p>Tell the Bible Story</p> <div style="display: flex; justify-content: space-around; align-items: center;"> <div style="text-align: center;"> <i>Place story & pics in</i>  <i>of BQB</i> </div> <div style="text-align: center;"> <i>take out</i>  <i>of BQB</i> </div> </div> <p>DDD Unit 7 Visual Aids, ESV</p> <p>Story text included in this book right after this lesson plan and in Visual Aids book</p>	<p><u>Then say,</u> "Ok, Deep Down Detectives! Put on your best listening ears and see if you can hear the answers to Detective Dan's questions. When I finish telling the story, we will see if we can answer all the questions."</p> <p><u>Bible Story: The Case of the Big Ten</u> Exodus 16,19,20</p> <p><i>Read the Bible Truth story, putting up the storyboard pictures as you tell it. Then, have the children answer the listening assignment. Present the gospel and lead in prayer.</i></p> <p><i>*Answers to questions; the gospel; and, ACTS prayer are included with the story text.*</i></p>

Lesson Plan: Big Question 7, Bible Truth 1

use with all THREE lessons

p.9**2. OPENING CIRCLE TIME, continued**

= follow the stars for a short & simple lesson plan


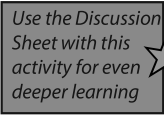

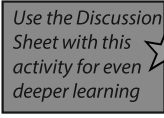

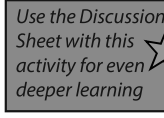


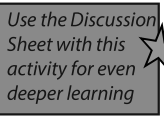

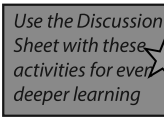

<p>Story Response Song(s)</p> <p>Hymn</p> <p><i>lyrics and sheet music, Appendix A</i></p>	<p><i>As attention span and time allow, you might want to end with one of the following songs which also tie in with the unit. If desired, use the Music and Movement activity ideas while singing, listed with the Response Activities.</i></p> <p>Holy Bible, Book Divine <i>DDD ESV Songs 7, track 17</i></p> <div style="display: flex; justify-content: space-between;"> <div style="width: 45%;"> <p>Verse 1</p> <p>Holy Bible, book divine, Precious treasure, you are mine, You're the only Book divine, Precious treasure, you are mine.</p> </div> <div style="width: 45%;"> <p>Verse 2</p> <p>Mine, to learn God's holy ways, How He'd have us live each day; Mine, to learn of Jesus Christ, Who died to give eternal life.</p> </div> </div> <p>Tie-in: "What are God's laws like? God's laws are perfect! God's laws are found in the Bible. Only the Bible is God's Word. It is a holy and divine book. That means that it is completely good and true and comes to us perfectly from God. A precious treasure is something that is worth a lot. The Bible is the most precious treasure there is! It is so valuable because it tells us about God and about how we can be saved through Jesus. It tells us how to live to love God and others. God uses it to work powerfully our hearts, to help us know Him, obey Him, and love Him and others."</p>
<p>Praise Song</p> <p><i>lyrics and sheet music, Appendix A</i></p>	<p>Praise Song: The Best Book to Read Is the Bible <i>DDD ESV Songs 7, track 18</i></p> <div style="display: flex; justify-content: space-between;"> <div style="width: 45%;"> <p>Verse 1</p> <p>The best book to read is the Bible, The best book to read is the Bible, It alone is God's true Word, With the best news ever heard! Yes! The best book to read is the Bible.</p> </div> <div style="width: 45%;"> <p>Verse 2</p> <p>The best book to read is the Bible, The best book to read is the Bible, If you read it ev'ry day, God will teach you His ways. Yes! The best book to read is the Bible.</p> </div> </div> <p>Tie-in: "Children, God's big rules are written down in the Bible for us to learn and obey. It's the only book that has God's words in it. That makes the Bible the very best book to read! Let's sing about it!"</p>
<p>Transition to Activities</p>	<p> Well, Deep Down Detectives, you've done a great job diggin' deep down for answers in the truths of God's Word. Now it's time to enjoy some activities."</p> <p><i>Tell children what activity/s you are providing for them: eTher free play or some of the response activities listed below. When you are ready to dismiss them, use this song to help the children transition in an orderly fashion to their next activity.</i></p> <p><i>"Children, let's sing our Time to Play Song. When we are finished you may get up and walk over to our next activity."</i></p>
<p>Classroom Song, verse 2</p> <p><i>lyrics and sheet music, Appendix A</i></p>	<p>Classroom Song, verse 2 <i>DDD ESV Songs 7, track 2</i></p> <p>We've gathered together to worship God, We've gathered together to worship God, And now it's time to play.</p> <p><i>Dismiss the children to whatever activities you have prepared for them to do.</i></p>

Lesson Plan: Big Question 7, Bible Truth 1

use with all THREE lessons

p.10**3. TAKING ACTION: Response Activities** (choose from among these activities)

= short & simple lesson plan

Response Activities	Choose one or more activities appropriate for your children, based on classroom time and developmental needs. Add the Discussion Sheet to any activity for deeper learning. 
Bible Verse Memory Game <i>game directions, Appendix B</i>	<p>Though listed with the opening activities, you may choose to use this Bible verse game here instead (or as a repeat).</p> <ul style="list-style-type: none"> Lesson 1 Game: Lily Pad Jump Lesson 2 Game: Loud and Soft, Big and Little Lesson 3 Game: Freeze 'n' Say <div>   <p>Discussion Questions</p> </div>
Music, Movement & Memory Activity <i>game directions, Appendix B</i>	<p>A music activity that uses the songs from the Bible Truth and Big Question unit.</p> <ul style="list-style-type: none"> DDD Songs for this Bible Truth, plus: Lesson 1 Activity: March 'n' Say Lesson 2 Activity: Clap, Tap and Say Lesson 3 Activity: Block Clappers <div>   <p>Discussion Questions</p> </div>
Bible Story Review Game <i>game directions, Appendix B</i>	<p>A game that uses the storyboard pictures from the story to review the story.</p> <ul style="list-style-type: none"> Lesson 1 Game: Who's in the Basket? Lesson 2 Game: Going Fishing Lesson 3 Game: Pony Express <div>   <p>Discussion Questions</p> </div>
Coloring Pages/ Take Home Sheets <i>in Appendix C</i> 	<p>A coloring page related to the lesson assignment question is provided for each lesson. On the back of each are the key concepts, a few questions and a song for parents to use with their children.</p> <p>NOTE: Upgrade your coloring sheet to a more interesting craft by offering simple embellishments, such as jiggly eyes, craft sand, glitter, glitter glue, colored paper dots (made with a hole punch), fabric scraps, etc. Make cut-to-size glued-on clothes, hair, etc for characters by using a copy of the coloring sheet, cutting out the selected portions and making them the patterns for whatever you want to cut out of fabric, paper, foil, etc.</p> <ul style="list-style-type: none"> Lesson 1 Coloring Sheet Emphasis: Bible Truth Lesson 2 Coloring Sheet Emphasis: Bible Verse Lesson 3 Coloring Sheet Emphasis: ACTS Prayer <div>   <p>Discussion Questions</p> </div>
Extra Crafts: Big Question Craft <i>in Appendix C</i> Bible Verse Craft <i>in Appendix C</i> Bible Story Puzzle <i>in Appendix C</i>	<p>These crafts are slightly more complex than the coloring/take home sheets:</p> <p>The Bible Concept Go-and-Tell Craft is a craft that summarizes the Bible concept and includes the Bible verse is included for those desiring more than a coloring sheet. This more complex craft will involve gluing, sticking, etc. Can be used at any time.</p> <p>The Bible Story Coloring Sheet provides a tie in between the Bible story and the Bible truth they are learning.</p> <p>The Storyboard Picture Placement Page has been made into a puzzle that can be cut out and re-assembled by the children. This provides a nice summary of the story.</p> <div>   <p>Discussion Questions</p> </div>
Free Play Activities <i>ideas in Appendix D</i>	<p>Offer your own or some of the easy-to-make, free play activities suggested in Appendix D.</p>

Lesson Plan: Big Question 7, Bible Truth 1

use with all THREE lessons

p.11**4. CLOSING CIRCLE TIME** *(End-of-session activities for the last 5-10 minutes of class time)* = short & simple lesson plan

<p>Transition to Closing Circle</p> <p>Classroom Song, verse 3</p> <p><i>lyrics and sheet music, Appendix A</i></p>	<p><i>Use this song to help the children transition in an orderly fashion. Start singing this song and ask the children to gather with you for Closing Circle Time.</i></p> <p>Classroom Song, verse 3 <i>DDD ESV Songs 7, track 3</i></p> <p>It's time to get ready to go and tell, It's time to get ready to go and tell, Come gather here with me.</p>
<p>Closing Circle Time</p> <p>Classroom Song, verse 4</p> <p><i>lyrics and sheet music, Appendix A</i></p>	<p><i>When children are settled in the circle, say:</i></p> <p>"It's almost time for your parents to come pick you up. And do you know what that means? It means.... (draw this out to build anticipation and excitement)...that it's almost time to go home and....it's almost time to...Go and Tell! We have learned some big news about God today. God wants us to take and tell it to the whole world!"</p> <p>Classroom Song, verse 4 <i>DDD ESV Songs 7, track 4</i></p> <p>So what's our big news to go and tell, So what's our big news to go and tell, Can you tell me now?</p>
<p>Big News to Tell</p> <p>Big Question 7</p> <p><small>VISUAL AID</small></p> <div data-bbox="253 1005 323 1075" style="border: 1px solid black; padding: 2px; text-align: center;">#1</div> <p><small>*found in the DDD Unit 7 Visual Aids, ESV Book lyrics and sheet music, Appendix A</small></p> <p>Big Question 7, Bible Truth 1</p> <p><small>VISUAL AID</small></p> <div data-bbox="253 1346 323 1415" style="border: 1px solid black; padding: 2px; text-align: center;">#3</div>	<p>"Let's see....there's so much big news to tell! There's so much we've learned!</p> <p>First of all, can you tell me the answer to our Big Question: "What Are God's Laws Like?" Hold up the Bible Truth Clue Picture.</p> <p>Say the answer with me: "God's Laws Are Perfect!"</p> <p><i>(If desired, you can sing one/both of the Big Question songs.)</i> <i>DDD ESV Songs 7, tracks 12,13</i></p> <p>And what's one way He does this? What did we learn? <i>Point to the picture.</i></p> <p>They Are Written Down in the Bible, God's Word!</p> <p>"And how do I know this is true? Can you tell me?</p> <p>Say it with me: "The Bible tells me so!" That's right!</p>
<p>Big Question 7 Bible Truth 1 Bible Verse</p> <p><small>VISUAL AID</small></p> <div data-bbox="253 1619 323 1688" style="border: 1px solid black; padding: 2px; text-align: center;">#4</div> <p><small>*found in the DDD Unit 7 Visual Aids, ESV Book lyrics and sheet music, Appendix A</small></p>	<p>We learned: Deuteronomy 5:1,7-21, ESV "Hear, O Israel, the statutes and the rules that I speak in your hearing today, and you shall learn them and be careful to do them...You shall have no other gods before me. You shall not make for yourself a carved image. You shall not bow down to them or serve them...You shall not take the name of the LORD your God in vain...Observe the Sabbath day, to keep it holy...Honor your father and your mother... You shall not murder. And you shall not commit adultery. And you shall not steal. And you shall not bear false witness...And you shall not covet...anything that is your neighbor's."</p> <p>Learn a Little: "Hear the rules... learn them and be careful to do them."</p> <p>What does that mean?</p> <p>Long ago, the LORD gave the 10 Commandments and many other good laws to the people of Israel. The Israelites agreed to keep them. He would be their God; they would be His people. He would bless them and take care of them. These verses are the Ten Commandments (laws) that God gave them. But even though God gave these laws to the people of Israel that day, they are laws for all of us to keep. They tell us how God wants us all to live.</p> <p><i>(If desired, you can sing the Bible verse song.)</i> <i>DDD ESV Songs 7, tracks 19,20</i></p>

Lesson Plan: Big Question 7, Bible Truth 1

use with all THREE lessons

p.12**4. CLOSING CIRCLE TIME, continued***= follow the stars for a short & simple lesson plan*

Closing ACTS Prayer Time ACTS Prayer Chant <i>lyrics and sheet music, Appendix A</i>	<p><i>Let's ask God to help us to remember this and even tell others this good news. Let's get ready and pray our ACTS prayer.</i></p> <p><i>And what does ACTS mean? Let's sing/say our ACTS Prayer Chant!</i></p> <p>ACTS Prayer Chant Song <i>DDD ESV Songs 7, tracks 10,11</i></p> <p>A, Adoration, God, we praise You! C, Confession, Forgive us our sins. T, Thanksgiving, Thank You for Jesus, S, Supplication, Help us to live like Him.</p> <p style="text-align: right;">That's the ACTS prayer, my friend, Bow your head, Close your eyes, Shhh, Let's begin.</p>
Closing ACTS Prayer	<p>"Let's pray!"</p> <p><i>Lead the children in the ACTS prayer for this Bible Truth.</i></p> <p>A We praise You, God, for being the Giver of Your perfectly good laws.</p> <p>C God, we confess that we break Your good laws. Sometimes we do not obey our parents. Sometimes we lie. Sometimes we want things that belong to others. You made us to be law keepers, but we are all lawbreakers. We need a Savior!</p> <p>T Thank You for giving us Your good laws so we know how to love and obey You. Thanks You for making sure they were written down just right in Your Word, the Bible.</p> <p>S God, work in our hearts. Help us to turn away from our sins and trust in Jesus as our Savior. Help us to learn Your good laws and obey them. Help us to love You by living for You and keeping Your good laws.</p> <p>In Jesus' name we pray, Amen.</p>
5. TAKING IT HOME <i>(Take Home Sheet)</i>	
Clean up and Dismissal	<p>"Now it's time to work together and clean up." <i>Have the children join you in cleaning up the room.</i></p>
Coloring Pages/ Take Home Sheets <i>in Appendix C</i>	<p><i>Give out the craft/take home sheet and any other papers from the session, as you dismiss children from class.</i></p> <p><i>(Reminder: The back side of the coloring page is the take home sheet for each lesson.)</i></p>
Bible Story to Take-Home <i>in Appendix C</i>	<p>You may also want to include a copy of the story along with the take home sheet. (However, each coloring sheet/take home sheet includes a note to parents telling where they can download the story from the Parent Resources section on the website.</p>

Bible Story for Big Question 7, Bible Truth 1 use with all THREE lessonsPlace
story in

take out

P.1

The Case of the Big Ten*Exodus 16,19,20***Story-telling Tips**

Ahead of time:

1. Read the Bible verses and story. Pray!
2. Choose story action cues and/or prepare storyboard figures, if using. (Included in Visual Aids book)
3. Practice telling story with the storyboard pictures, timing your presentation. Shorten, if necessary.

During your presentation:

1. Maintain as much eye contact as possible as you tell the story.
2. Put up storyboard figures/add story action cues as you tell the story. Allow the children to help you put them on the board, if desired.
3. Include the children in your story with a few questions about what they think will happen or words/concepts that might be new to them.
4. Watch the kids for signs that their attention span has been reached. Shorten, if necessary.

INTRODUCTION/ LISTENING ASSIGNMENTS

"Our story is called: The Case of the Big Ten. Here is your listening assignment." Read from Detective Dan's Listening Assignment signs, but questions are summarized below:

Detective Dan's Lesson #1 Listening Assignment:

I need to find out:

1. What were the "Big Ten"? What made them so big?
2. Who did God give them to obey?

Detective Dan's Lesson #2 Listening Assignment:**Our Bible Verse is Deuteronomy 5:1,7-21**

"Hear, O Israel, the statutes and the rules that I speak in your hearing today, and you shall learn them and be careful to do them... You shall have no other gods before me. You shall not make for yourself a carved image. You shall not bow down to them or serve them... You shall not take the name of the LORD your God in vain... Observe the Sabbath day, to keep it holy... Honor your father and your mother... You shall not murder. And you shall not commit adultery. And you shall not steal. And you shall not bear false witness... And you shall not covet... anything that is your neighbor's."

I need to find out:

1. How did God tell the people of Israel these Ten, Big Rules?
2. Why did the people need to know these rules?

Detective Dan's Lesson #3 Listening Assignment:

I found six clues, but only 4 of them are in the story.

Our six clues were: a mountain called Sinai, laws written in stone, a tree, clean clothes, a tent, and an airplane. Hold each of them up for the children to see as you identify them.

I need to figure out:

1. Which four belong in the story and which two don't?
2. What did the "Big Ten" laws show the people of Israel they needed to ask God to give them?

Read the assignment questions, THEN SAY,

"Ok, Deep Down Detectives! Put on your best listening ears and see if you can hear the answers to Detective Dan's questions. When I finish telling the story, we will see if we can answer all the questions."

Read the Bible Truth story, answer questions, present the gospel and lead in prayer.

Answers to questions; the gospel; and, ACTS prayer are included with the story text.

The Case of the Big Ten Exodus 16,19,20

Story with lines separating paragraphs (text in bold, optional interaction cues in italics) Numbers correspond to storyboard pictures and placement upon the storyboard. Always feel free to use less pictures, if it's best for your kids. Simply black out the numbers next to pictures you do not plan to use. All pictures are found in the Visual Aids book. Put BG (background) pictures on storyboard ahead of time. SB pictures (listed below in story text) are added to board as you tell the story. These numbers are also found on the back of each picture.

Tip: Stack pictures in numerical before telling story for easy use. Use sticky-back velcro to attach pictures to storyboard felt. Use sticky-tac putty to stick a picture on top of another picture.

(SB1) "Hooray! Hooray! Praise the LORD!" the Israelites shouted. "God has freed us from our enemies, the Egyptians! He is taking us to a new home, a very special place called the Promised Land! Moses, the leader God has given us, will lead us there." How happy the Israelites and Moses were! Life would be great in God's Promised Land.

But before they could go to their new home, there was somewhere else they had to go: to great Mt. Sinai. It was there the LORD would meet with them to do something very special.

Can you guess what He wanted to do?

The LORD wanted to make them His people in a very special way. They would make promises to each other. The LORD would promise to always take care of them and give them everything they needed. And the people would promise to love and obey Him. This is how they would live happily with the LORD and each other in the Promised Land the LORD would give them.

(SB2) So tramp, tramp, tramp, they went, across the dry, dusty wilderness. How the hot, hot sun beat down on them! There was hardly a cloud in the sky... or a tree on the ground to give them any shade. Day after day they traveled until at last they reached Mt. Sinai—the very mountain where Moses had first met with the LORD.

And in the shadow of that mountain, (SB3) they set up their camp. And from the camp, they watched (SB4) Moses climb up the mountain. Where was he going? What was he going to do?

What do you think he was going to do?

Moses was going to meet with the LORD.

(SB5) "Tell the people to get ready to meet with Me," the LORD told Moses. "I am holy and the people are not. I can only meet with them if they are very, very careful. Tell them to set up fences around the bottom of this mountain, so that no animal or person will step foot on it. Have everyone take a bath and wash their clothes. Tell them to prepare their hearts for My coming," the LORD told Moses. "And tell them to do this quickly. I will come to them in two days."

(Move SB4 back down to camp) Moses went back down the mountain and told the people what the LORD had said. What a lot there was to do in those two days! (SB6, SB7) All that fence had to be put in place! All those people (SB8) needed to take baths and wash their clothes! All those hearts, made ready for the LORD!

Day One passed, then Day Two. Everything was completed. How exciting it must have been that night knowing that the LORD would come to meet with them the very next day! What would it be like?

What do you think it would be like?

Soon they would know!

Yes, sure enough, the next morning they found out. Perhaps the skies had been bright and cloudless the day before, but this morning the people awoke to (SB9) the sound of loud rumbles of thunder and a blaring trumpet blast. They peered out of their tents to find Mt. Sinai completely covered in (SB10) thick cloud with great flashes of lighting. (SB11) Everyone trembled with fear.

Story with lines separating paragraphs (text in bold, optional interaction cues in italics)

(SB12) Moses led the people out of the camp to the very foot of Mt. Sinai. As they watched, (SB13A,B) great, billowing clouds of smoke rose from the mountain as (SB14A,B) the LORD descended on the top of the mountain in fire. They could feel the ground under their feet move as the whole mountain shook. The (SB15) LORD, the one, true God, had come to meet with them! (Move SB4 back up mountain) Moses went up the mountain to talk with the LORD.

The LORD and Moses spoke together on the mountain as the trumpet blasted louder and louder. After making sure the people stayed off the mountain one last time, the LORD spoke in a loud voice for all the people to hear. This what He said to them:

(SB16) "I am the LORD your God who rescued you from your enemies, the Egyptians. I want to make special promises with you. I will love you and take care of you. You will be My people. But you must make special promises to Me, too. You must keep My laws if you are to be My people. (SB17) Here are My laws:

(SB18) Worship Me alone. (SB19) Don't make gods out of anything you see in the sky or on the earth around you. Worship Me alone. (SB20) Use my name, the LORD, only to honor Me. (SB21) Keep one day a week, the Sabbath day, a day of worship and rest. (SB22) Honor your father and mother. Listen to them and obey them. (SB23) Do not murder anyone. (SB24) Do not treat someone else's husband or wife as if they are yours. (SB25) Don't steal and (SB26) don't lie. (SB27) Don't covet. Don't keep longing after something someone else has that you want. Be happy with what I give you."

Do you know what we call these Ten, Big Laws of the LORD?

Can you tell me?

They are called the Ten Commandments.

When the people saw the thunder and lightning and heard the trumpet and saw the mountain in smoke and heard the LORD's voice and how do you think they felt?

What do you think?

(SB28) They trembled with fear! They stayed away from the mountain and said to Moses, "Speak to us yourself and we will listen. We will do whatever the LORD wants us to do. We want to be His people. But do not have Him speak to us. We are afraid we will die, we are so scared by His mightiness and holiness," they exclaimed.

"Don't be afraid," Moses told them. "(SB29) The LORD hasn't come to hurt you. He has come in this mighty way so you will know what He is like and so you will not want to break the good laws He is giving you," he explained. "But I will go and meet with God for you, then I will come back down and tell you what He says."

Away went Moses. The people watched as (Move SB14 back up mountain) he climbed up Mt. Sinai and disappeared in the thick, dark cloud to meet with the LORD. Up on the mountain, (SB30) the LORD, Himself, wrote His 10 Big, Laws onto stone and (SB31) gave them to Moses. Then the LORD told Moses many other laws to teach the people so they could know how to love Him and love each other. "Write down all these laws so the people will always know how to love and obey Me," the LORD said.

And that was what Moses did. (SB32) He wrote all those good laws down in the Bible, so that not just those Israelites long ago could know them; but, so all peoples, in all times, could know God's laws and how God's people should live. And by those laws, we could get ready for the Savior we would all need... because none of us could ever keep all of those laws as God requires. And who would that Savior be? (SB33) Jesus, God's very own Son!

Bible Story for Big Question 7, Bible Truth 1

use with all THREE lessons

P.5**Cracking the Case:** (story wrap-up for Listening Assignments)

It's time to see how we did with our Listening Assignment.

Detective Dan's Lesson 1 Listening Assignment:**1. What were the "Big Ten"? What made them so big?**

The "Big Ten" were the Ten Commandments that the LORD gave the people of Israel at Mt. Sinai that day. We call them BIG because they are so important. They are the laws behind all of the other laws the LORD would give. They tell us how to love the LORD and love each other.

2. Who did God give them to obey? The LORD first gave them to the people of Israel, but they are laws for all of us to obey.

For You and Me:

The LORD wants all of us to obey His good laws. They are for us all to live by. But sadly, we all break them. That's why God sent Jesus to save us. He, alone, kept God's laws perfectly. And He gave His life as the full payment for the sins of God's people when He suffered and died on the cross. On the third day, He rose in victory. He had beaten sin and death for God's people. How can we become God's people? By turning away from our sins and trusting in Jesus as our Savior. Ask Him to help you! He delights to do this!

Detective Dan's Lesson 2 Listening Assignment:
Our Bible Verse is Deuteronomy 5:1,7-21, ESV

"Hear, O Israel, the statutes and the rules that I speak in your hearing today, and you shall learn them and be careful to do them... You shall have no other gods before me. You shall not make for yourself a carved image. You shall not bow down to them or serve them... 'You shall not take the name of the LORD your God in vain... Observe the Sabbath day, to keep it holy... Honor your father and your mother... You shall not murder. And you shall not commit adultery. And you shall not steal. And you shall not bear false witness... And you shall not covet... anything that is your neighbor's."

1. How did God tell the people of Israel these Ten, Big Rules? He met with them at Mt. Sinai. He spoke to them, Himself, out a dark, thick cloud from the mountain. He, Himself, wrote them down on stone tablets for them to have.

2. Why did the people need to know these rules? They needed to know them so they could obey them. This was part of making special promises with God to become His people.

Detective Dan's Lesson 3 Listening Assignment:

Our six clues were: a mountain called Sinai, laws written in stone, a tree, clean clothes, a tent, and an airplane.

1. Which four belong in our story?

The mountain, the laws, the clean clothes and the tent belong.

2. What did the "Big Ten" laws show the people of Israel they needed to ask God to give them? They needed to ask God to give them a Savior because they could never obey God's laws as they should.

For You and Me:

The people of Israel needed a Savior and the LORD sent them one: Jesus, His very own Son! Jesus lived a perfect life. He always kept all of God's laws. And He gave His life as the full payment for the sins of God's people when He suffered and died on the cross. On the third day, He rose in victory. He had beaten sin and death for God's people. How can we become God's people? By turning away from our sins and trusting in Jesus as our Savior. Ask Him to help you! He delights to do this!

The Gospel (story wrap-up if NOT using Listening Assignments)**Our Bible Truth is:****What Are God's Laws Like?****God's Laws Are Perfect...****God's Word."They Are Written in the Bible, God's Word!**

God gave us His laws in His Word, the Bible, so we could know how to live lives that please Him. But even though we know God's laws, we do not keep them, do we? No, we all break them. We choose to disobey God and we all deserve God's punishment for our sins! How sad! God would have been perfectly fair to give us all the punishment we deserve for breaking His laws. He is holy and good. But God is so rich in mercy. He chose to give us something better than we deserve. He sent His Son Jesus to live a perfect life. Yes! Jesus kept every, single one of God's laws! And on the cross, He suffered and died, giving His perfect life as the full payment for the sins of all who turn away from their sins and trust in Him as their Savior. On the third day, Jesus rose from the dead. On the third day, Jesus rose from the dead. He had really beaten sin and death! Because of Jesus, all who trust in Him as their Savior get to enjoy wonderful, special closeness with God as His special people, even now. And one day, they will go to live with Him forever. We can be God's people when we turn from our sins and trust in Jesus. Ask Him to help you! He loves to do this!

Closing ACTS Prayer

- A** We praise You, God, for being the Giver of Your perfectly good laws.
- C** God, we confess that we break Your good laws. Sometimes we do not obey our parents. Sometimes we lie. Sometimes we want things that belong to others. You made us to be law keepers, but we are all lawbreakers. We need a Savior!
- T** Thank You for giving us Your good laws so we know how to love and obey You. Thanks You for making sure they were written down just right in Your Word, the Bible.
- S** God, work in our hearts. Help us to turn away from our sins and trust in Jesus as our Savior. Help us to learn Your good laws and obey them. Help us to love You by living for You and keeping Your good laws. In Jesus' name we pray, Amen.

Go to Lesson Plan, p.9 for the script to the rest of the lesson.

Deep Down Discussion Sheet

use with all THREE lessons

Use with all
response activities
for deeper learning**P.1***Questions to aid discussion of the key concepts and for use in games*

Be familiar with these questions and answers. Look for opportunities to ask questions and discuss their answers, such as while the children work on their coloring pages, as part of their response games, or during play time. Remember: your goal isn't to ask all these questions or only talk to the children about these things. It is to be deliberate in having good conversations with them, however much or little you have.

BIG QUESTION Meaning Discussion Questions	<p>What Are God's Laws Like? God's Laws Are Perfect!</p> <p>A law is a big rule made by someone in charge. God is our Maker. He is in charge of everyone in the whole world. He has given us His laws to live by.</p> <p>God is good and loving, wise and fair. He is perfect! God's laws are just like Him. They are good and loving, wise and fair, too. They are perfect!</p> <p>God's laws show us the very best way to live. They show us how to love God and love others. They are exactly what we need.</p> <p><i>choose a few</i></p> <ol style="list-style-type: none"> 1. What are God's laws like? <i>God's laws are perfect!</i> 2. What is a law? <i>It's a big rule we are supposed to obey.</i> 3. Who makes laws? <i>Someone who is in charge.</i> 4. Who is our Maker? <i>God is.</i> 5. Who is God in charge of? <i>Everyone!</i> 6. Are God's laws like God? <i>Yes, they are good, loving, wise and fair, just like He is.</i> 7. What do God's laws show us? <i>How to please God. The best way to live.</i>
BIBLE TRUTH Meaning Discussion Questions	<p>God's Laws Are Perfect...They Are Written in the Bible, God's Word!</p> <p>A law is big rule that we are supposed to obey. God told His laws to godly people long ago. These people wrote them down in the Bible, God's Word, so everyone can know them. God's Holy Spirit helped them write them down just right.</p> <p>God's laws are the most important laws of all. They are rules that God wants everyone to keep. That's why God's people take time to learn God's laws and ask Him to help them obey them. They love God and want to please Him. They want to show the world what God is like by living the way He wants us to live.</p> <p><i>choose a few</i></p> <ol style="list-style-type: none"> 1. What is a law? <i>A big rule that we are supposed to obey.</i> 2. What are the most important laws of all? <i>God's laws.</i> 3. Who is supposed to obey God's laws? <i>Everyone.</i> 4. What kind of people did God tell His laws to write down? <i>Godly people --people who loved and obeyed Him.</i> 5. Did the godly people write down God's laws the way He wanted them to? <i>Yes, they wrote them down exactly right!</i> 6. Who helped the godly people write God's laws down just right? <i>The Holy Spirit, working in their heart.</i> 7. What do God's people take time to learn? Why? <i>God's laws, because they want to love God and please Him in how they live.</i> 8. What do God's people want to show the world by living by God's rules? <i>They want to show the world what God is like.</i> 9. How can we become God's people? <i>By turning away from our sins and trusting in Jesus as our Savior. Ask Him to help you do this! He loves to help us!</i>

Deep Down Discussion Sheet

use with all THREE lessons

P.2*Questions to aid discussion of the key concepts and for use in games*

THE GOSPEL	What is God's good news for you and me? <i>The gospel!</i> What are God's Laws Like? <i>God's laws are perfect... they are written in the Bible, God's Word. God gave us His laws in His Word, the Bible, so we could know how to live lives that please Him. But even though we know God's laws, we do not keep them, do we? No, we all break them. We choose to disobey God and we all deserve God's punishment for our sins! How sad! God would have been perfectly fair to give us all the punishment we deserve for breaking His laws. He is holy and good. But God is so rich in mercy. He chose to give us something better than we deserve. He sent His Son Jesus to live a perfect. Yes! Jesus kept every, single one of God's laws! And on the cross, He suffered and died, giving His perfect life as the full payment for the sins of all who turn away from their sins and trust in Him as their Savior. On the third day, Jesus rose from the dead. On the third day, Jesus rose from the dead. He had really beaten sin and death! Because of Jesus, all who trust in Him as their Savior get to enjoy wonderful, special closeness with God as His special people, now and will go to live with Him forever. We can be God's people when we turn from our sins and trust in Jesus as our Savior. Ask Him to help you! He loves to do this!</i>
BIBLE TRUTH BIBLE VERSE	"Hear, O Israel, the statutes and the rules that I speak in your hearing today, and you shall learn them and be careful to do them...You shall have no other gods before me. You shall not make for yourself a carved image. You shall not bow down to them or serve them...You shall not take the name of the LORD your God in vain...Observe the Sabbath day, to keep it holy...Honor your father and your mother...You shall not murder. And you shall not commit adultery. And you shall not steal. And you shall not bear false witness...And you shall not covet...anything that is your neighbor's." --Deuteronomy 5:1,7-21, ESV Learn a Little: "Hear the rules... learn them and be careful to do them."
Meaning	Long ago, the LORD gave the 10 Commandments and many other good laws to the people of Israel. The Israelites agreed to keep them. He would be their God; they would be His people. He would bless them and take care of them. These verses are the Ten Commandments (laws) that God gave them. But even though God gave these laws to the people of Israel that day, they are laws for all of us to keep. They tell us how God wants us all to live.
Discussion Questions <i>choose a few</i>	1. What is the name of the ten, big rules the LORD gave to the people of Israel? <i>The 10 Commandments.</i> 2. Can you name any of the 10 Commandments? <i>(name them)</i> 3. Who does God want to keep these laws? <i>Everyone.</i> 4. How can we know how the LORD wants us to live? <i>His 10 Commandments tell us.</i> 5. Has anyone ever kept all of God's laws? <i>No one, except Jesus.</i> 6. Who can help us keep God's good rules? <i>The Holy Spirit can, when we turn away from our sins and trust in Jesus as our Savior.</i>
BIBLE STORY	The Case of the Big Ten
Discussion Questions <i>choose a few</i>	1. In what book can we read God's laws? <i>The Bible.</i> 2. How did the LORD tell the people to get ready to meet with Him? What were they supposed to do to the mountain? <i>Set a fence around it so no animal or person would go on it when the LORD came down to meet them. Wash themselves and their clothes. Prepare their hearts.</i> 3. What did the people see and hear when the LORD came down the mountain? <i>They heard a loud trumpet and thunder. They saw lots of smoke, fire and lightning.</i> 4. What did the LORD tell the people when He spoke to them? <i>He told them His 10 big rules.</i> 5. Who do God's rules teach us to love? <i>God and each other.</i> 6. Why did the people not want the LORD to speak to them? <i>They were scared.</i> 7. Who did the people send to hear all of the LORD's laws and write them down? <i>Moses.</i> 8. Who should obey the laws of God? <i>Everyone --even you and me!</i> 9. Who can help us keep God's good rules? <i>The Holy Spirit can, when we turn away from our sins and trust in Jesus as our Savior.</i> 10. Why do we need a Savior, if we try to keep God's laws? <i>We can never obey them perfectly as God requires. We need Jesus to pay for our sins and make us right with God. Ask Him to do this for you!</i>