


Big Question 7, Bible Truth 2 Storyboard Background Pictures Key (BG)

Put these pictures in place on your storyboard BEFORE you tell your story.


BG1 Pharisee's House



BG2 Tax Collector's House



BG3 Temple



Big Question 7, Bible Truth 2 Storyboard Pictures Key (SB)

Store these pictures in numerical order in your DDD Bible Folder.

Add these to your story as you tell it. Numbers correspond to placement order.

SB1 Sick People Coming to Jesus



SB2 Sick People Healed



SB3 People Listening to Jesus Teach God's Word



SB4 People Amazed at Jesus' Teaching



SB5 Sinful People Coming to Jesus



SB6 Sinful People Forgiven by Jesus



SB7 Pharisees Coming to Jesus




SB8 Obeying God's Laws



SB9 Obeying Extra Rules



SB10 Making the People Obey the Extra Rules



SB11 Pharisees Think They Are Good



SB12 Pharisees Are Proud



SB13 Pharisees Have Sinful Hearts



SB14 Pharisee Praying At Temple



SB15 Tax Collector Praying at Temple



SB16 Thinking He Is Good



SB17 Boasting to God in Prayer



SB18 Not Good, But Proud



SB19 Tax Collector's Sinful Heart



SB20 Tax Collector Confesses How He Has Broken God's Laws



SB21 Pharisee Goes Home NOT Forgiven and NOT Right with God



SB22 Tax Collector Goes Home Forgiven and Right with God



SB23 Joseph of Arimathea and Nicodemus Know They Have Sinful Hearts




SB24 Joseph of Arimathea and Nicodemus Believing in Jesus as Their Savior and Forgiven



SB25 Jesus Risen from the Dead



Note: Use sticky tac putty rather than velcro on back of pictures placed on top of other pictures.



NOTE:

Some of the larger images are assembled from two or more pages. You can make these easier to fold by leaving a small gap in the lamination between the pieces. This allows you to fold the image along the gap.



leave slight gap here
to create a "hinge" for
easy folding