

# **DEEP DOWN DETECTIVES**

**Curriculum Resources  
for Unit 10, Bible Truth 1:**



**What Does the Holy Spirit  
Do in God's People?**

**He Changes Their Hearts  
to Be Like Jesus...**

**The Holy Spirit Lives in God's People!**



## Session Prep (especially good for newbies!)

### Pray!



Pray for the Holy Spirit to be at work in your and the children's hearts.

### Review



If new to the curriculum, look at the **Getting Started with Deep Down Detectives section of the Core Curriculum book.** (p.5) It will be especially helpful to read through the Deep Down Detectives section of **The Praise Factory Tour: Extended Version Book.** This is a visual way to understand what goes on in the classroom. (A pdf of the book is found in the samples section on the website.)

### Look through and Learn the Lesson



Read over **lesson plan.** Practice any **songs or action rhymes** you are using. Choose/make up motions to go with these. Choose less with younger children and more with older preschoolers. **Practice the lesson with the visual aids** and using the Big Question Box/Briefcase.

### Read and Rehearse the Bible Story with Pictures



Read the Bible story from the Bible. Read the Bible story from the Bible. Read the curriculum version. Practice telling it with the Storyboard (flannelgraph) Pictures or Story Scene Pictures.

### Let There Be Music



Download the music and listen to the songs. Choose which of the songs you will use with the children. If using live musicians, make sure they have the sheet music (Appendix A, Core Curriculum book).

### Put the Props in Place



1. Prepare your Visual Aids. Put the Big Question, Unit Bible Truths, Bible Truth, Bible Verse, and Listening Assignment signs, as well as the Bible Story script in one side of the Bible folder.
2. Get out your storyboard. Put all background pictures in place (they have a BG by the number). Put the rest of the storyboard pictures (these have a SB by the number) in order of use in the other side of the Bible folder. Or, put your Story Scenes in order, if using this resource instead.
3. Put the DDD Bible Folder as well as the Big Question sign in the Big Question Box/Briefcase and shut it. If your box/briefcase has locks and you want to use the unlocking the box as part of your session, lock it now....but make sure you have the key or know the code first.
4. Prepare the music CD or sheet music or mp3 device for use in your session.

### Set Out Free Play Activities



Choose and set up free time activities you will use with the children. Choose a variety of different activities that will be enjoyed by different types of children. Rotate the activities you provide to keep them interesting and fresh to your children. (Suggestions in Appendix D, Core Curriculum books.)

### Prepare Any Activities



Choose which (if any) of the Bible Truth games and crafts activities you want to use in the session. Bear in mind your time frame as well as the developmental abilities and attention span of your children as you decide which/how many to prepare. **Look over the Discussion Sheet** and choose a few questions you might use to spark discussion with the children as they do their activities (especially good for ages 3's+). Pray for God to give you opportunities to talk about these things with the children.

### Let Them Take It with Them



Make copies of the craft/take home sheets, if you are not already using them as one of your activities. You may also want to make copies of the story (see take-home version of each story included in Appendix C with the other take home resources) to have for parents to use with their children at home. There's a link on each craft/take home sheet to the story, if you don't make hard copies.

### Store It



After your session is over, collect the resources and store them for future use. This curriculum can be used over and over for years to come.



---

## Unit 10: The Holy Spirit, the Indwelling God

---

### UNIT OVERVIEW

God's Holy Spirit works in our heart as we hear God's Word, the Bible. He gives us the gift of faith in Jesus. He helps us to turn away from living for ourselves and to live for God instead. This is how we become God's people.

But that's just the beginning of what the Holy Spirit does in God's people! He goes on living inside of them their whole lives, helping them and changing their hearts. He helps them to know God and obey His laws. He helps them to love God and others like Jesus did. He comforts them when they are sad and helps them to be brave when they are scared. He helps them know the right way to live. The Holy Spirit in our hearts is a wonderful gift that God loves to give to us when we turn away from our sins and trust in Jesus as our Savior.

In this unit we will learn four truths about God's Holy Spirit.

### UNIT BIBLE VERSE: Ezekiel 36:26, ESV

"I will give you a new heart, and a new spirit I will put within you."

### BIG QUESTION UNDER INVESTIGATION: What Does the Holy Spirit Do in God's People?

**ANSWER:** He Changes Their Hearts to Be Like Jesus...

#### OPTIONAL Big Question 10 INTRODUCTION LESSON (Use Hide 'n' Seek Kids Unit 10 Material)

Story: The Case of the Heart Helper *Acts 1-2*

Bible Verse: Ezekiel 36:26-27, ESV



#### **BIBLE TRUTH 1: The Holy Spirit Lives in God's People** (3 Lessons Available)

Story: The Case of the Eager Waiters

*Acts 1-2*

Bible Verse: 1 Corinthians 6:19, ESV

#### **BIBLE TRUTH 2: The Holy Spirit Gives God's People Courage** (3 Lessons Available)

Story: The Case of the Scaredy Cat Scat *Matthew 26-28; Mark 14-16; Luke 22-24; John 13-21; Acts 1-2*

Bible Verse: 2 Timothy 1:6-7, ESV

#### **BIBLE TRUTH 3: The Holy Spirit Gives God's People Wisdom** (3 Lessons Available)

Story: The Case of the Secret Weapon Within *Mark 13:9-13; 15-16; Acts 1-4*

Bible Verse: Ephesians 1:17, NIV 1984

#### **BIBLE TRUTH 4: The Holy Spirit Builds God's Church**

(3 Lessons Available)

Story: The Case of the World's Biggest Building *Genesis; the Gospels; Acts*

Bible Verse: Acts 9:31, NIV 1984



## Deep Down Detectives ESV Songs 10 Track Numbers

This is a listing of all songs mentioned in the unit curriculum. You may or may not choose to use all of the songs. They are listed in easy-reference order--NOT in the order used in the curriculum.

You may choose to simply burn a CD/load them onto an mp3 device in this order. Or, you may want to do what we do: choose the songs we want to use and create a play list of them in that order. Then, we burn a CD/upload the play list onto an mp3 device. A teacher only has to click forward to the next song, instead of hunting for the right track. The track number have been included as part of the title of each song, teachers will still have a reference to the track number listed in the curriculum (same as those listed below), even if you change the order on your customized play list.

### SONGS USED EVERY UNIT OF THE CURRICULUM

- 1 The Classroom Song v.1
- 2 The Classroom Song v.2
- 3 The Classroom Song v.3
- 4 The Classroom Song v.4
- 5 Deep Down Detectives Theme Song
- 6 The Classroom Rules Song
- 7 Let's Pray Song
- 8 The Big Question Box Song
- 9 The Bible Chant Song
- 10 ACTS Prayer Song (Short Version)
- 11 ACTS Prayer Song (Full Version)

#### Why the Extra Songs?

Deep Down Detectives is a curriculum used by a wide age-span of kids. Sometimes one of the other songs is a better fit for your kids. Or, you may simply want to teach them more songs on the same Bible Truth. Use as many or as few as you want.

### UNIT 10: THE HOLY SPIRIT, THE INDWELLING GOD

- 12 Big Q & A 10 Song
- 13 Big Question 10 Song: What Does the Holy Spirit Do in God's People?
- 14 Big Question 10 Bible Verse Song: I Will Give You a New Heart Ezekiel 36:26, ESV
- 15 *Extra Big Question 10 Bible Verse Song: A New Heart Ezekiel 36:26, ESV (other version)*
- 16 *Extra Big Question 10 Bible Verse Song: Within You Ezekiel 36:26, ESV (other version)*
- 17 *Extra Big Question 10 Bible Verse Song: You Shall Be Clean Ezekiel 36:25-27, ESV*
- 18 Big Question 10 Hymn: The Church's One Foundation, v.1
- 19 Big Question 10 Praise Song: Create in Me a Clean Heart

### What Does the Holy Spirit Do in God's People? He Changes Their Heart to Be Like Jesus...

#### Bible Truth 1: The Holy Spirit Lives in God's People

- 20 Bible Verse: The Temple of the Holy Spirit 1 Corinthians 6:19, ESV
- 21 Bible Verse: Do You Not Know? 1 Corinthians 6:19, ESV (other version)
- 22 *Extra Bible Verse: I Will Ask the Father John 14:16-17, ESV*
- 23 *Extra Bible Verse: What Father Among You? Luke 11:11-13, ESV*

#### Bible Truth 2: The Holy Spirit Gives God's People Courage

- 24 Bible Verse: Fan into the Flame 2 Timothy 1:6-7, ESV
- 25 *Extra Bible Verse: And Now, Lord Acts 4:29,31, ESV*
- 26 *Extra Bible Verse: Now, Lord, Look upon Their Threats Acts 4:29,31, ESV (other version)*

#### Bible Truth 3: The Holy Spirit Gives God's People Wisdom

- 27 Bible Verse: I Keep Asking Ephesians 1:17, NIV 1984
- 28 *Extra Bible Verse: If Any of You James 1:5, ESV*
- 29 *Extra Bible Verse: If Any of You Lacks Wisdom James 1:5, ESV (other version)*

#### Bible Truth 4: The Holy Spirit Builds God's Church

- 30 Bible Verse: The Church Was Strengthened Acts 9:31, NIV 1984
- 31 *Extra Bible Verse: Behold, A Great Multitude Revelation 7:9-10, ESV*
- 32 *Extra Song: God's One Big Plan*



**Big Question 10, Bible Truth 1 Overview: Key Concepts****p.1****Unit 10: The Holy Spirit, the Indwelling God**

**Unit Big Question (and Answer):** What Does the Holy Spirit Do in God's People?  
He Changes Their Hearts to Be Like Jesus!

**Unit Bible Verse:** "I will give you a new heart, and a new spirit I will put within you." -- Ezekiel 36:26, ESV

**Bible Truth 1 Concept: The Holy Spirit Lives in God's People**

God is one God, but three Persons: God the Father, Jesus, the Son of God, and God, the Holy Spirit. Together they have always lived, delighting to be with each other, and working out the perfect plans of God. This is a wonderful truth, even though it is very hard to understand.

After Jesus died on the cross and rose from the dead, He spent time with His disciples and taught them many things. He told them He would be going back to reign in heaven, but He promised His disciples that He would not leave God's people all alone. He would send the Holy Spirit to live in their hearts. The Holy Spirit would make their hearts new. He would help them know God and His Word. He would comfort them. He would change their hearts so that they would love and live for God more and more.

God sent His Holy Spirit to live inside of those first believers, just as Jesus said He would. He worked in their hearts, helping them in all the ways Jesus promised. And since then, God continues to give His Holy Spirit to all of His people--to all who turn away from their sins and trust in Jesus as their Savior. Yes, to each of them, God gives a new heart, filled with His Holy Spirit. He comforts them, gives them wisdom and helps them love Him and live for Him, too! God can do this in our hearts, also!

**Bible Truth 1 Bible Verse: 1 Corinthians 6:19, ESV**

"Do you not know that your body is a temple of the Holy Spirit within you, whom you have from God?"

**Learn a Little:** "Your body is a temple of the Holy Spirit whom you have from God."

**Meaning**

God created every person with a body, but also with a special heart, made to know and love God. When we become God's people, God fills that special heart with His Holy Spirit. That makes our bodies like a temple--a special place of God's presence. What an amazing gift from God that we can have when we become God's people! And how do we become God's people? By turning away from our sins and trusting in Jesus as our Savior.

**Bible Truth 1 ACTS Prayer**

- A** God, we praise You for being the Giver of Your Holy Spirit to Your people.
- C** God, we confess that our rebellious hearts that do not love or serve You on our own. We need Jesus to be our Savior! We need the Holy Spirit to change our hearts to love You and live for You!
- T** Thank You, God for changing Your people's hearts to love You by giving them the Holy Spirit inside their hearts.
- S** God, work in our hearts that we might turn away from our sins and trust in Jesus as our Savior. Send Your Holy Spirit to live in our hearts that we might know You and love You more and more.  
In Jesus' name we pray. Amen.

**Bible Truth 1 Story****The Case of the Eager Waiters**

*Acts 1-2*



**Big Question 10, Bible Truth 1 Overview: Key Concepts****p.2****Songs Used in Bible Truth 1**

Big Q & A 10 Song

Big Question 10 Song: What Does the Holy Spirit Do in God's People?

Big Question 10 Bible Verse Song: I Will Give You a New Heart Ezekiel 36:26, ESV

*Extra Big Question 10 Bible Verse Song: A New Heart Ezekiel 36:26, ESV (other version)*

*Extra Big Question 10 Bible Verse Song: Within You Ezekiel 36:26, ESV (other version)*

*Extra Big Question 10 Bible Verse Song: You Shall Be Clean Ezekiel 36:25-27, ESV*

Big Question 10 Hymn: The Church's One Foundation, v.1

Big Question 10 Praise Song: Create in Me a Clean Heart

Bible Truth 1 Bible Verse: The Temple of the Holy Spirit 1 Corinthians 6:19, ESV

*Bible Truth 1 Extra Bible Verse: Do You Not Know? 1 Corinthians 6:19, ESV (other version)*

*Bible Truth 1 Extra Bible Verse: I Will Ask the Father John 14:16-17, ESV*

*Bible Truth 1 Extra Bible Verse: What Father Among You? Luke 11:11-13, ESV*



**Lesson Plan: Big Question 10, Bible Truth 1**

use with all THREE lessons

**p.1****1. GETTING STARTED**

= follow the stars for a short &amp; simple lesson plan

<b>Intake Activity Ideas</b>	<b>Choose one of these open-ended activities to include children as they join the class:</b>																									
<b>Free Play Time</b>  <i>suggestions in Appendix D</i>	★ Offer your own or some of the easy-to-make, free play activities suggested in Appendix D.																									
<b>OR Sing-along Music Time</b>  <i>lyrics and sheet music, Appendix A</i>	<p>Music from Deep Down Detectives (DDD) ESV Songs 10:</p> <table><tr><td>Big Q &amp; A 10 Song</td><td>DDD ESV Songs 10, track 12</td></tr><tr><td>Big Question 10 Song</td><td>DDD ESV Songs 10, track 13</td></tr><tr><td>Big Question 10 (Unit) Bible Verse Song: I Will Give You a New Heart Ezekiel 36:26, ESV</td><td>DDD ESV Songs 10, track 14</td></tr><tr><td>Extra Big Question 10 (Unit) Bible Verse Song: A New Heart Ezekiel 36:26, ESV</td><td>DDD ESV Songs 10, track 15</td></tr><tr><td>Extra Big Question 10 (Unit) Bible Verse Song: Within You Ezekiel 36:26, ESV</td><td>DDD ESV Songs 10, track 16</td></tr><tr><td>Extra Big Question 10 (Unit) Bible Verse Song: You Shall Be Clean Ezekiel 36:25-27, ESV</td><td>DDD ESV Songs 10, track 17</td></tr><tr><td>Big Question 10 Hymn: The Church’s One Foundation, v.1</td><td>DDD ESV Songs 10, track 18</td></tr><tr><td>Big Question 10 Praise Song: Create in Me a Clean Heart</td><td>DDD ESV Songs 10, track 19</td></tr><tr><td>Bible Truth 1 Bible Verse Song: The Temple of the Holy Spirit 1 Corinthians 6:19, ESV</td><td>DDD ESV Songs 10, track 20</td></tr><tr><td>Bible Truth 1 Extra Bible Verse Song: Do You Not Know? 1 Corinthians 6:19, ESV</td><td>DDD ESV Songs 10, track 21</td></tr><tr><td>Bible Truth 1 Extra Bible Verse Song: I Will Ask the Father John 14:16-17, ESV</td><td>DDD ESV Songs 10, track 22</td></tr><tr><td>Bible Truth 1 Extra Bible Verse Song: What Father Among You? Luke 11:11-13, ESV</td><td>DDD ESV Songs 10, track 23</td></tr></table> <p>Add more fun to Sing-along Music Time by adding a Music, Movement &amp; Memory Activity. These activities are listed on p.10 of this lesson plan with the Response Activities. Instructions found in Appendix B.</p>		Big Q & A 10 Song	DDD ESV Songs 10, track 12	Big Question 10 Song	DDD ESV Songs 10, track 13	Big Question 10 (Unit) Bible Verse Song: I Will Give You a New Heart Ezekiel 36:26, ESV	DDD ESV Songs 10, track 14	Extra Big Question 10 (Unit) Bible Verse Song: A New Heart Ezekiel 36:26, ESV	DDD ESV Songs 10, track 15	Extra Big Question 10 (Unit) Bible Verse Song: Within You Ezekiel 36:26, ESV	DDD ESV Songs 10, track 16	Extra Big Question 10 (Unit) Bible Verse Song: You Shall Be Clean Ezekiel 36:25-27, ESV	DDD ESV Songs 10, track 17	Big Question 10 Hymn: The Church’s One Foundation, v.1	DDD ESV Songs 10, track 18	Big Question 10 Praise Song: Create in Me a Clean Heart	DDD ESV Songs 10, track 19	Bible Truth 1 Bible Verse Song: The Temple of the Holy Spirit 1 Corinthians 6:19, ESV	DDD ESV Songs 10, track 20	Bible Truth 1 Extra Bible Verse Song: Do You Not Know? 1 Corinthians 6:19, ESV	DDD ESV Songs 10, track 21	Bible Truth 1 Extra Bible Verse Song: I Will Ask the Father John 14:16-17, ESV	DDD ESV Songs 10, track 22	Bible Truth 1 Extra Bible Verse Song: What Father Among You? Luke 11:11-13, ESV	DDD ESV Songs 10, track 23
Big Q & A 10 Song	DDD ESV Songs 10, track 12																									
Big Question 10 Song	DDD ESV Songs 10, track 13																									
Big Question 10 (Unit) Bible Verse Song: I Will Give You a New Heart Ezekiel 36:26, ESV	DDD ESV Songs 10, track 14																									
Extra Big Question 10 (Unit) Bible Verse Song: A New Heart Ezekiel 36:26, ESV	DDD ESV Songs 10, track 15																									
Extra Big Question 10 (Unit) Bible Verse Song: Within You Ezekiel 36:26, ESV	DDD ESV Songs 10, track 16																									
Extra Big Question 10 (Unit) Bible Verse Song: You Shall Be Clean Ezekiel 36:25-27, ESV	DDD ESV Songs 10, track 17																									
Big Question 10 Hymn: The Church’s One Foundation, v.1	DDD ESV Songs 10, track 18																									
Big Question 10 Praise Song: Create in Me a Clean Heart	DDD ESV Songs 10, track 19																									
Bible Truth 1 Bible Verse Song: The Temple of the Holy Spirit 1 Corinthians 6:19, ESV	DDD ESV Songs 10, track 20																									
Bible Truth 1 Extra Bible Verse Song: Do You Not Know? 1 Corinthians 6:19, ESV	DDD ESV Songs 10, track 21																									
Bible Truth 1 Extra Bible Verse Song: I Will Ask the Father John 14:16-17, ESV	DDD ESV Songs 10, track 22																									
Bible Truth 1 Extra Bible Verse Song: What Father Among You? Luke 11:11-13, ESV	DDD ESV Songs 10, track 23																									
<b>OR Bible Verse Memory Game</b>  <i>instructions found in Appendix B</i>	<p>Lesson 1 Game: Fill'er Up</p> <p>Lesson 2 Game: Lily Pad Jump</p> <p>Lesson 3 Game: Loud and Soft, Big and Little</p> <p>These activities are also included on p.10 of this lesson plan with the Response Activities.</p>																									
<b>2. OPENING CIRCLE TIME (introduce the Bible Truth and tell the related Bible story)</b>																										
<b>Gathering the Children</b>  <i>lyrics and sheet music, Appendix A</i>	<p>Sing verse 1 of The Classroom Song to gather the children for Circle Time.</p> <table><tr><td><b>The Classroom Song, verse 1</b></td><td>DDD ESV Songs 10, track 1</td></tr><tr><td colspan="2">Let’s gather together to worship God,</td></tr><tr><td colspan="2">Let’s gather together to worship God,</td></tr><tr><td colspan="2">Let’s gather together to worship God,</td></tr><tr><td colspan="2">Come gather here with me!</td></tr></table>		<b>The Classroom Song, verse 1</b>	DDD ESV Songs 10, track 1	Let’s gather together to worship God,		Let’s gather together to worship God,		Let’s gather together to worship God,		Come gather here with me!															
<b>The Classroom Song, verse 1</b>	DDD ESV Songs 10, track 1																									
Let’s gather together to worship God,																										
Let’s gather together to worship God,																										
Let’s gather together to worship God,																										
Come gather here with me!																										
<b>Welcome to Deep Down Detectives</b>	★ “Welcome to Deep Down Detectives. We’re so glad you’ve joined us! Detectives are people who look for answers to questions. In Deep Down Detectives, we look for answers to big questions about God. We dig deep down in the truths of God’s Word to find them.”																									



**Lesson Plan: Big Question 10, Bible Truth 1**

use with all THREE lessons

**p.2****2. OPENING CIRCLE TIME, continued**

= follow the stars for a short &amp; simple lesson plan

<p><b>Deep Down Detectives Theme Song</b></p> <p><i>lyrics and sheet music, Appendix A</i></p>	<p>"Let's sing our Deep Down Detectives Theme Song."</p> <p> <b>Deep Down Detectives Theme Song</b> <span style="float: right;">DDD ESV Songs 10, track 5</span></p> <p>We're Deep Down Detectives, diggin' deep in God's Word, For truths about God and His plans for this world, We're seeking to love Him, with all of our heart, We're Deep Down Detectives! Come on! Let's start!</p>
<p><b>Classroom Rules Song</b></p> <p><i>lyrics and sheet music, Appendix A</i></p>	<p>There are two very important things that Deep Down Detectives do together: we worship God and we love one another. Our Classroom Rules Song reminds us how we should act. Let's sing it."</p> <p><b>Classroom Rules Song</b> <span style="float: right;">DDD ESV Songs 10, track 6</span></p> <p>Shh, be quiet while someone is talking, Raise your hand, if you have something to say, Don't touch your friend, sitting beside you, Obey your teachers, Be kind as you play. These are our classroom rules, These are our classroom rules, They help us worship God and love one another, These are our classroom rules.</p>
<p><b>Opening Prayer Time</b></p> <p><i>lyrics and sheet music, Appendix A</i></p>	<p>"Children, we need God's help to keep these rules. Let's ask Him to help us right now. Let's get ready and pray."</p> <p><b>Let's Pray</b> <span style="float: right;">DDD ESV Songs 10, track 7</span></p> <p>1-2-3! Fold your hands, Bow your head, Close your eyes. Let's pray! <i>(repeat)</i></p> <p>"Let's pray:"</p> <p> <b>Opening Prayer</b></p> <p>Dear Lord, We're so glad to get to gather together to worship You! Please help us keep the classroom rules. Please help us to love You and learn about You today. In Jesus' name we pray. Amen.</p>



**Lesson Plan: Big Question 10, Bible Truth 1**

use with all THREE lessons

**p.3****2. OPENING CIRCLE TIME, continued**

= follow the stars for a short &amp; simple lesson plan

**Reveal the Big Question****Introduce the Big Question Box/Briefcase***lyrics and sheet music,  
Appendix A*

"Detectives INVESTIGATE things. That means they ask questions and look for answers. Deep Down Detectives investigate big questions about God. The Big Question we are investigating today is right inside our Big Question Box/Briefcase.

**The Big Question Box Song***DDD ESV Songs 10, track 8*

We've got a big box,  
All closed up and locked,  
Filled with the truths of God's Word.

We've got a brief case,  
There's no time to waste,  
Come on, kids, let's open it up!

**The Big Question under Investigation***VISUAL take out  
AID**of BQB**Big Question &  
Answer Sign, front side**\*found in the DDD Unit 10  
Visual Aids, ESV Book*

Ok, who would like to open for me and pull out the Big Question?"

*Choose a child to open the box/briefcase, take out the Big Question and hand it to you, then hold up the Big Question sign for all the children to see, and say:*

★ The Big Question we are investigating today is Big Question Number 10:

**What Does the Holy Spirit Do in God's People?**

and the Answer is:

**He Changes Their Hearts to Be Like Jesus...**

**Big Question Meaning**

★ God's Holy Spirit works in our heart as we hear God's Word, the Bible. He gives us the gift of faith in Jesus. He helps us to turn away from living for ourselves and to live for God instead. This is how we become God's people.

But that's just the beginning of what the Holy Spirit does in God's people! He goes on living inside of them their whole lives, helping them and changing their hearts. He helps them to know God and obey His laws. He helps them to love God and others like Jesus did. He comforts them when they are sad and helps them to be brave when they are scared. He helps them know the right way to live. The Holy Spirit in our hearts is a wonderful gift that God loves to give to us when we turn away from our sins and trust in Jesus as our Savior.

**Big Question Songs**

★ "Let's sing our Big Question Song:

**Big Q & A 10 Song****Big Q & A 10 Song***(adapted version of "Pop! Goes the Weasel")**DDD ESV Songs 10, track 12**lyrics and sheet music,  
Appendix A*

What does the Holy Spirit do,  
Inside of God's people?  
What does the Holy Spirit do?  
He changes their heart!



**2. OPENING CIRCLE TIME, continued**

= follow the stars for a short &amp; simple lesson plan

**Learning about  
the Big Question  
(use one or both)**



*Repeat the Big Question and Answer again:*

**"What Does the Holy Spirit Do in God's People?  
He Changes Their Hearts to Be Like Jesus!"**

*Say: "Hmmm, I wonder what that means... Let's do our action rhyme/sing our song that explains it."*

*Then do the action rhyme or sing the song using any of the optional motions suggested, if desired.*

**Big Question  
(Action Rhyme)  
Song**

*lyrics and sheet music,  
Appendix A*



**Big Question 10 Action Rhyme/ Song**

*DDD ESV Songs 10, track 13*

*Refrain*

What does the Holy Spirit do in God's people?

What does the Holy Spirit do in God's people?

He changes their hearts, He changes their hearts,

He changes their hearts to be like Jesus!

**(POSSIBLE ACTIONS)**

*Place hand on heart*

*Verse 1*

He gives life to the hearts of God's people,

He gives them the gifts of repentance and faith,

He puts love in the hearts of God's people,

He helps them love God and others always. *Refrain*

*make prayer hands and bow head*

*point up to heaven and out to others*

*Verse 2*

God gives power to the hearts of God's people,

He gives them the courage to live boldly for Him,

He gives wisdom to the hearts of God's people.

He reveals His Holy Word to them. *Refrain*

*hold up your arms and flex your muscles*

*make an open Bible with your two palms*



**Lesson Plan: Big Question 10, Bible Truth 1**

use with all THREE lessons

**p.5****2. OPENING CIRCLE TIME, continued**

= follow the stars for a short &amp; simple lesson plan

**Learning the Bible Truth**

VISUAL take out

AID



of BQB

VISUAL AID

All the Bible Truths Sign

★ "He Changes Their Hearts to Be Like Jesus" is a good beginning, but there's so more to learn. So it's time for us to dig down even deeper for more answers to our Big Question about God. We're going to be learning **FOUR** Bible truths that all tell us more about the Holy Spirit.

Who would like to hand me the picture with our four Bible truths on it? It's in the Big Question Box/Briefcase." *Choose a child to get it and hand it to you, then hold it up and show them the pictures of the four truths they will be learning.*

**Bible Truth Clue**

VISUAL take out

AID



of BQB

Bible Truth Clue Sign,  
front side  
VISUAL AID

*After everyone has had a good look, say...*

"Ok, now let's look at our Bible Truth Clue sign and see if we can figure out which of these four truths we will be learning about today. Who would like to get it out of the Big Question Briefcase for me?"

*Choose a child to open the briefcase, take out the Bible Truth Clue sign and hand it to you. Hold up the front side for the children to see. Cover up the answer, written along the bottom, and say:*

**"What Does the Holy Spirit Do in God's People?**

**He Changes Their Hearts to Be Like Jesus...**

**The Holy Spirit ???? in God's People!"**

**Hint**

We're missing one word. Here's the hint to what the missing word is. It says: "What's the opposite of being dead? This word starts with the letter "L" and it rhymes with "gives." Can you guess? It's "Lives."

So the Bible Truth we are learning today is:

*(uncover answer from bottom of sign, show it to them and say:)*



**"What Does the Holy Spirit Do in God's People?**

**He Changes Their Hearts to Be Like Jesus...**

**The Holy Spirit LIVES in God's People!"**

**Bible Truth Meaning**

★ And here is what this Bible Truth means: *(read the meaning off of the back of the sign, say:)*

God is one God, but three Persons: God the Father, Jesus, the Son of God, and God, the Holy Spirit. Together they have always lived, delighting to be with each other, and working out the perfect plans of God. This is a wonderful truth, even though it is very hard to understand.

After Jesus died on the cross and rose from the dead, He spent time with His disciples and taught them many things. He told them He would be going back to reign in heaven, but He promised His disciples that He would not leave God's people all alone. He would send the Holy Spirit to live in their hearts. The Holy Spirit would make their hearts new. He would help them know God and His Word. He would comfort them. He would change their hearts so that they would love and live for God more and more.

God sent His Holy Spirit to live inside of those first believers, just as Jesus said He would. He worked in their hearts, helping them in all the ways Jesus promised. And since then, God continues to give His Holy Spirit to all of His people--to all who turn away from their sins and trust in Jesus as their Savior. Yes, to each of them, God gives a new heart, filled with His Holy Spirit. He comforts them, gives them wisdom and helps them love Him and live for Him, too! God can do this in our hearts, also!



2. OPENING CIRCLE TIME, continued ★ = follow the stars for a short & simple lesson plan

<p><b>Learning the Bible Verse</b></p> <p><b>The Bible Chant Song</b></p> <p><i>lyrics and sheet music, Appendix A</i></p>	<p>"And how do I know this is true? God tells me so in His special book, the Bible."</p> <p><i>Say or sing the Bible Chant Song.</i></p> <p><b>The Bible Chant Song</b> <span>DDD ESV Songs 10, track 9</span></p> <p>The Bible, the Bible, Let's get out the Bible. Let's hear what God has to say. The Bible, the Bible, God's given us the Bible. It's His Word for us to learn and obey! Yay!</p>
<p><b>Bible Verse</b></p> <p><i>DDD 10.1 Bible Verse-front side (in the DDD Bible folder)</i></p> <p><i>VISUAL AID</i> Place verse in take out</p> <div><div>#4</div><div>DDD Bible Folder</div><div>Big Question Briefcase of BQB</div></div> <p><i>DDD Bible Folder</i></p> <p><i>*found in the DDD Unit 10 Visual Aids, ESV Book</i></p>	<p>"Who would like to get our Bible folder out of the Big Question Briefcase for me?"</p> <p><i>Choose a child to open the briefcase, take out the "Bible" folder and hand it to you. Remove the Bible Verse Picture from the "Bible" folder and hold it up for all the children to see, then say:</i></p> <p>1 Corinthians 6:19 tells us:</p> <p>★ <b>1 Corinthians 6:19, ESV</b></p> <p>"Do you not know that your body is a temple of the Holy Spirit within you, whom you have from God?"</p> <p><b>Learn a Little:</b> "Your body is a temple of the Holy Spirit whom you have from God."</p>
<p><b>Bible Verse Meaning</b></p>	<p>★ <b>What does that mean?</b></p> <p>God created every person with a body, but also with a special heart, made to know and love God. When we become God's people, God fills that special heart with His Holy Spirit. That makes our bodies like a temple--a special place of God's presence. What an amazing gift from God that we can have when we become God's people! And how do we become God's people? By turning away from our sins and trusting in Jesus as our Savior.</p>



2. OPENING CIRCLE TIME, continued



= follow the stars for a short & simple lesson plan

**Bible Verse  
Song**

*lyrics and sheet music,  
Appendix A*

*You might also enjoy:*

*Do You Not Know?  
1 Corinthians 6:19, ESV  
DDD ESV Songs 10,  
track 21;*

*I Will Ask the Father  
John 14:16-17, ESV  
DDD ESV Songs 10,  
track 22;*

*What Father Among You?  
Luke 11:11-13, ESV  
DDD ESV Songs 10, track 23*

We've said our Bible verse, now let's sing it!

**A Temple of the Holy Spirit**

*DDD ESV Songs 10, Track 20*

Do you not know? Do you not know?  
Do you not know, that your body is a temple?  
Do you not know? Do you not know?  
Do you not know, that your body is a temple?  
A temple of the Holy Spirit within you,  
A temple of the Holy Spirit within you,  
Whom you have from God,  
Whom you have from God.  
First Corinthians Chapter Six, verse nineteen.






**Lesson Plan: Big Question 10, Bible Truth 1**

use with all THREE lessons

**p.8****2. OPENING CIRCLE TIME, continued**

= follow the stars for a short &amp; simple lesson plan

<b>Getting into the Case</b>	<p>"Now it's time to do a bit more deep down investigating. Let's see what Detective Dan wants us to help him figure out. Would someone like to get it out for me?"</p>
<b>Listening Assignments</b>  <div style="display: flex; align-items: center;"> <div style="text-align: center; margin-right: 10px;"> <i>Place in</i>    <i>of BQB</i> </div> <div style="text-align: center;"> <i>take out</i>    <i>of BQB</i> </div> </div>	<p><b>NOTE: Listening assignments are most suitable for ages 3+. Skip straight to the Bible story (see bottom of this page), if working with 2 year olds.</b></p> <p>"Let's open up our listening assignment and see what we are supposed to figure out today.</p> <p><i>Choose a child to take out the Listening Assignment (from the DDD Bible Folder) and hand it to you. Read Detective Dan's letter to the children that includes the listening assignment. The listening assignments are summarized below:</i></p>
<p>VISUAL AID</p> <div style="border: 1px solid black; padding: 5px; text-align: center; background-color: #90EE90;"> <b>#5</b> </div> <p>DDD Unit 10 Visual Aids, ESV</p>	<p><b><u>Detective Dan's Lesson #1 Listening Assignment:</u></b></p> <p>I need to find out:</p> <ol style="list-style-type: none"> <li><b>1. Who was waiting? What were they eager (excited) to have happen?</b></li> <li><b>2. When happened inside of them when it did happen?</b></li> </ol>
<p>VISUAL AID</p> <div style="border: 1px solid black; padding: 5px; text-align: center; background-color: #90EE90;"> <b>#6</b> </div> <p>DDD Unit 10 Visual Aids, ESV</p>	<p><b><u>Detective Dan's Lesson #2 Listening Assignment:</u></b></p> <p><b>Our Bible Verse is: 1 Corinthians 6:19, ESV</b></p> <p>"Do you not know that your body is a temple of the Holy Spirit within you, whom you have from God?"</p> <p>A temple is a special place where we worship God.</p> <p>I need to find out:</p> <ol style="list-style-type: none"> <li><b>1. Who came into the disciples' hearts to live?</b></li> <li><b>2. How did He make their hearts like a temple, a place of worship to God?</b></li> </ol>
<p>VISUAL AID</p> <div style="border: 1px solid black; padding: 5px; text-align: center; background-color: #90EE90;"> <b>#7A,B,C</b> </div> <p><i>*Listening Assignment #3 includes the Assignment Sheet, plus 6 clue pictures*</i></p> <p>DDD Unit 10 Visual Aids, ESV</p>	<p><b><u>Detective Dan's Lesson #3 Listening Assignment:</u></b></p> <p>I found six clues, but only 4 of them are in the story.</p> <p>They are: a praying disciple, the world, a cow, the Ten Commandments, a violin, and the Holy Spirit in a heart.</p> <p><i>Hold each of them up for the children to see as you identify them.</i></p> <p>I need to figure out:</p> <ol style="list-style-type: none"> <li><b>1. Which four belong in the story and which two don't?</b></li> <li><b>2. What did the disciples keep asking God to send them? Why did they want God to send Him so much?</b></li> </ol>
<p><b>Tell the Bible Story</b></p> <div style="display: flex; align-items: center;"> <div style="text-align: center; margin-right: 10px;"> <i>Place story &amp; pics in</i>    <i>of BQB</i> </div> <div style="text-align: center;"> <i>take out</i>    <i>of BQB</i> </div> </div> <p>DDD Unit 10 Visual Aids, ESV</p> <p><b>Story text included in this book right after this lesson plan and in Visual Aids book</b></p>	<p><b><u>Then say,</u></b> "Ok, Deep Down Detectives! Put on your best listening ears and see if you can hear the answers to Detective Dan's questions. When I finish telling the story, we will see if we can answer all the questions."</p> <p><b><u>Bible Story: The Case of the Eager Waiters</u></b> Acts 1-2</p> <p><i>Read the Bible Truth story, putting up the Storyboard Pictures/holding up the Story Scenes as you tell it. Then have the children answer the listening assignment, present the gospel and lead in prayer.</i></p> <p><i>*Answers to questions, the gospel and ACTS prayer are included with the story text.*</i></p>



**Lesson Plan: Big Question 10, Bible Truth 1**

use with all THREE lessons

**p.9****2. OPENING CIRCLE TIME, continued**

= follow the stars for a short &amp; simple lesson plan

<b>Story Response Song(s)</b>	<p>As attention span and time allow, you might want to end with one of the following songs which also tie in with the unit. If desired, use the Music and Movement activity ideas while singing (listed with the Response Activities).</p>
<b>Hymn</b>  <i>lyrics and sheet music, Appendix A</i>	<p><b>The Church's One Foundation</b> <span style="float: right;"><i>DDD ESV Songs 10, track 18</i></span></p> <p><b>Verse 1</b></p> <p>The Church's one foundation  Is Jesus Christ her Lord;  She is His new creation,  By Spirit and the Word;  From heav'n He came a sought her,  To be His holy bride,  With His own blood He bought her,  And for her life He died.</p> <p><b>Tie-in:</b> "Church is the Bible word for God's people. How did God's people become God's people? It's all because God sent Jesus. Jesus came from heaven to live a perfect life, then give it up as the perfect payment for the sins of God's people. With His very own blood He paid for all of their sins. Jesus rose from the dead on the third day and went back up to heaven. He had beaten sin and death for them. Now they could be God's people! Jesus went up to heaven, but He leave God's people alone. He left His Word for them to read. And, He sent the Holy Spirit to come and live in their hearts so they might know God and love Him more and more. And one day, when they die, they will go to live with Him forever. What a wonderful day that will be! They will be as happy as a groom with His bride, happily married at last. You and I can be part of God's Church, too, when we turn away from our sins and trust in Jesus as our Savior."</p>
<b>Praise Song</b>  <i>lyrics and sheet music, Appendix A</i>	<p><b>Praise Song: Create in Me a Clean Heart</b> <span style="float: right;"><i>DDD ESV Songs 10, track 19</i></span></p> <p>Create in me a clean heart, O God,  And renew a right spirit within me.  Create in me a clean heart, O God,  And renew a right spirit within me.</p> <p><b>Tie-in:</b> "We all have hearts that choose disobey God. We have all broken the special closeness with God that He created us to enjoy. But it does not have to stay that way. We can ask God to work in our hearts and give us a new heart--a clean heart--that knows and loves Him. God loves to answer these prayers by sending His Holy Spirit to change our heart and make it new. Yes! God's Holy Spirit does wonderful things in our heart that we could never do on our own!"</p>

**3. TAKING ACTION: Response Activities** (choose from among these activities)

<b>Transition to Activities</b>	<p>★ Well, Deep Down Detectives, you've done a great job diggin' deep down for answers in the truths of God's Word. Now it's time to enjoy some activities."</p> <p><i>Tell children what activity/s you are providing for them: either free play or some of the response activities listed below. When you are ready to dismiss them, use this song to help the children transition in an orderly fashion to their next activity.</i></p>
<b>Classroom Song, verse 2</b>  <i>lyrics and sheet music, Appendix A</i>	<p>"Children, let's sing our Time to Play Song. When we are finished you may get up and walk over to our next activity."</p> <p><b>Classroom Song, verse 2</b> <span style="float: right;"><i>DDD ESV Songs 10, track 2</i></span></p> <p>We've gathered together to worship God,  We've gathered together to worship God,  And now it's time to play.</p> <p><i>Dismiss the children to whatever activities you have prepared for them to do.</i></p>


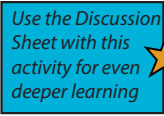

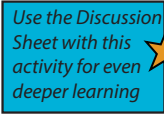

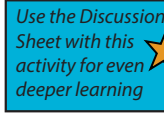


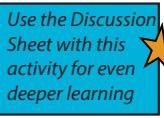

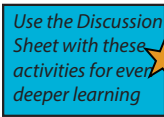



**Lesson Plan: Big Question 10, Bible Truth 1**

use with all THREE lessons

**p.10****3. TAKING ACTION: Response Activities** (choose from among these activities)

= short &amp; simple lesson plan

<b>Response Activities</b>	Choose one or more activities appropriate for your children, based on classroom time and developmental needs. <b>Add the Discussion Sheet to any activity for deeper learning.</b> 
<b>Bible Verse Memory Game</b>  <i>game directions, Appendix B</i>	<p>Though listed with the opening activities, you may choose to use this Bible verse game here instead (or as a repeat).</p> <ul style="list-style-type: none"> <li>Lesson 1 Game: Fill 'er Up</li> <li>Lesson 2 Game: Lily Pad Jump</li> <li>Lesson 3 Game: Loud and Soft, Big and Little</li> </ul> <div>   </div> <p>Discussion Questions</p>
<b>Music, Movement &amp; Memory Activity</b>  <i>game directions, Appendix B</i>	<p>A music activity that uses the songs from the Bible Truth and Big Question unit.</p> <ul style="list-style-type: none"> <li>DDD Songs for this Bible Truth, plus:</li> <li>Lesson 1 Activity: Jingle Bell Hands</li> <li>Lesson 2 Activity: Big Voice, Little Voice</li> <li>Lesson 3 Activity: Sing, Dance and Fall Down</li> </ul> <div>   </div> <p>Discussion Questions</p>
<b>Bible Story Review Game</b>  <i>game directions, Appendix B</i>	<p>A game that uses the storyboard pictures from the story to review the story.</p> <ul style="list-style-type: none"> <li>Lesson 1 Game: Run to the Grocery Store</li> <li>Lesson 2 Game: Who's in the Basket?</li> <li>Lesson 3 Game: Going Fishing</li> </ul> <div>   </div> <p>Discussion Questions</p>
<b>Coloring Pages/ Take Home Sheets</b>  <i>in Appendix C</i>  	<p>A coloring page related to the lesson assignment question is provided for each lesson. On the back of each are the key concepts, a few questions and a song for parents to use with their children.</p> <p>NOTE: Upgrade your coloring sheet to a more interesting craft by offering simple embellishments, such as jiggly eyes, craft sand, glitter, glitter glue, colored paper dots (made with a hole punch), fabric scraps, etc. Make cut-to-size glued-on clothes, hair, etc for characters by using a copy of the coloring sheet, cutting out the selected portions and making them the patterns for whatever you want to cut out of fabric, paper, foil, etc.</p> <ul style="list-style-type: none"> <li>Lesson 1 Coloring Sheet Emphasis: Bible Truth</li> <li>Lesson 2 Coloring Sheet Emphasis: Bible Verse</li> <li>Lesson 3 Coloring Sheet Emphasis: ACTS Prayer</li> </ul> <div>   </div> <p>Discussion Questions</p>
<b>Extra Crafts:</b> <b>Big Question Craft</b> <i>in Appendix C</i>  <b>Bible Verse Craft</b> <i>in Appendix C</i>  <b>Bible Story Puzzle</b> <i>in Appendix C</i>	<p><b>These crafts are slightly more complex than the coloring/take home sheets:</b></p> <p><b>The Bible Concept Go-and-Tell Craft</b> is a craft that summarizes the Bible concept and includes the Bible verse is included for those desiring more than a coloring sheet. This more complex craft will involve gluing, sticking, etc. Can be used at any time.</p> <p>The <b>Bible Story Coloring Sheet</b> provides a tie in between the Bible story and the Bible truth they are learning.</p> <p>The <b>Storyboard Picture Placement Page</b> has been made into a puzzle that can be cut out and re-assembled by the children. This provides a nice summary of the story.</p> <div>   </div> <p>Discussion Questions</p>
<b>Free Play Activities</b> <i>ideas in Appendix D</i>	<p>Offer your own or some of the easy-to-make, free play activities suggested in Appendix D.</p>



**Lesson Plan: Big Question 10, Bible Truth 1**

use with all THREE lessons

**p.11****4. CLOSING CIRCLE TIME** *(End-of-session activities for the last 5-10 minutes of class time)*

= short &amp; simple lesson plan

<p><b>Transition to Closing Circle</b></p> <p><b>Classroom Song, verse 3</b></p> <p><i>lyrics and sheet music, Appendix A</i></p>	<p><i>Use this song to help the children transition in an orderly fashion. Start singing this song and ask the children to gather with you for Closing Circle Time.</i></p> <p><b>Classroom Song, verse 3</b> <span style="float: right;"><i>DDD ESV Songs 10, track 3</i></span></p> <p>It's time to get ready to go and tell, It's time to get ready to go and tell, Come gather here with me.</p>
<p><b>Closing Circle Time</b></p> <p><b>Classroom Song, verse 4</b></p> <p><i>lyrics and sheet music, Appendix A</i></p>	<p><i>When children are settled in the circle, say:</i></p> <p>"It's almost time for your parents to come pick you up. And do you know what that means? It means.... (draw this out to build anticipation and excitement)...that it's almost time to go home and....it's almost time to...Go and Tell! We have learned some big news about God today. God wants us to take and tell it to the whole world!"</p> <p><b>Classroom Song, verse 4</b> <span style="float: right;"><i>DDD ESV Songs 10, track 4</i></span></p> <p>So what's our big news to go and tell, So what's our big news to go and tell, Can you tell me now?</p>
<p><b>Big News to Tell</b></p> <p><b>Big Question 10</b></p> <p><i>VISUAL AID</i></p> <p><b>#1</b></p> <p><i>*found in the DDD Unit 10 Visual Aids, ESV Book</i></p> <p><i>lyrics and sheet music, Appendix A</i></p> <p><b>Big Question 10, Bible Truth 1</b></p> <p><i>VISUAL AID</i></p> <p><b>#3</b></p>	<p>"Let's see....there's so much big news to tell! There's so much we've learned!</p> <p>First of all, can you tell me the answer to our <b>Big Question: "What Does the Holy Spirit Do in God's People?"</b> <i>Hold up the Bible Truth Clue Picture.</i></p> <p>Say the answer with me: <b>"He Changes Their Hearts to Be Like Jesus..."</b></p> <p><i>(If desired, you can sing one/both of the Big Question songs.)</i> <span style="float: right;"><i>DDD ESV Songs 10, tracks 12,13</i></span></p> <p>And what's one way He does this? What did we learn? <i>Point to the picture.</i></p> <p><b>The Holy Spirit Lives in God's People!</b></p> <p>"And how do I know this is true? Can you tell me?"</p>
<p><b>Big Question 10 Bible Truth 1 Bible Verse</b></p> <p><i>VISUAL AID</i></p> <p><b>#4</b></p> <p><i>*found in the DDD Unit 10 Visual Aids, ESV Book</i></p> <p><i>lyrics and sheet music, Appendix A</i></p>	<p>Say it with me: <b>"The Bible tells me so!"</b> That's right!</p> <p>We learned: <b>1 Corinthians 6:19, ESV</b></p> <p>"Do you not know that your body is a temple of the Holy Spirit within you, whom you have from God?"</p> <p><b>Learn a Little:</b> "Your body is a temple of the Holy Spirit whom you have from God."</p> <p><b>What This Means:</b></p> <p>God created every person with a body, but also with a special heart, made to know and love God. When we become God's people, God fills that special heart with His Holy Spirit. That makes our bodies like a temple--a special place of God's presence. What an amazing gift from God that we can have when we become God's people! And how do we become God's people? By turning away from our sins and trusting in Jesus as our Savior.</p> <p><i>(If desired, you can sing the Bible verse song.)</i> <span style="float: right;"><i>DDD ESV Songs 10, track 20</i></span></p>



**Lesson Plan: Big Question 10, Bible Truth 1**

use with all THREE lessons

**p.12****4. CLOSING CIRCLE TIME, continued**

= follow the stars for a short &amp; simple lesson plan

<b>Closing ACTS Prayer Time</b>  <b>ACTS Prayer Chant</b>  <i>lyrics and sheet music, Appendix A</i>	<p><i>Let's ask God to help us to remember this and even tell others this good news. Let's get ready and pray our ACTS prayer.</i></p> <p><i>And what does ACTS mean? Let's sing/say our ACTS Prayer Chant!</i></p> <p><b>ACTS Prayer Chant Song</b> <span style="float: right;"><i>DDD ESV Songs 10, tracks 10,11</i></span></p> <p>A, Adoration, God, we praise You!  C, Confession, Forgive us our sins.  T, Thanksgiving, Thank You for Jesus,  S, Supplication, Help us to live like Him.</p> <p style="text-align: right;">That's the ACTS prayer, my friend,  Bow your head, Close your eyes, Shhh,  Let's begin.</p>
<b>Closing ACTS Prayer</b>	<p>"Let's pray!"</p> <p><i>Lead the children in the ACTS prayer for this Bible Truth.</i></p> <p><b>A</b> God, we praise You for being the Giver of Your Holy Spirit to Your people.</p> <p><b>C</b> God, we confess that our rebellious hearts that do not love or serve You on our own. We need Jesus to be our Savior! We need the Holy Spirit to change our hearts to love You and live for You!</p> <p><b>T</b> Thank You, God for changing Your people's hearts to love You by giving them the Holy Spirit inside their hearts.</p> <p><b>S</b> God, work in our hearts that we might turn away from our sins and trust in Jesus as our Savior. Send Your Holy Spirit to live in our hearts that we might know You and love You more and more.</p> <p>In Jesus' name we pray. Amen.</p>
<b>5. TAKING IT HOME</b> <i>(Take Home Sheet)</i>	
<b>Clean up and Dismissal</b>	<p>"Now it's time to work together and clean up."  <i>Have the children join you in cleaning up the room.</i></p>
<b>Coloring Pages/ Take Home Sheets</b>  <i>in Appendix C</i>	<p><i>Give out the craft/take home sheet and any other papers from the session, as you dismiss children from class.</i></p> <p><i>(Reminder: The back side of the coloring page is the take home sheet for each lesson.)</i></p>
<b>Bible Story to Take-Home</b>  <i>in Appendix C</i>	<p>You may also want to include a copy of the story along with the take home sheet. (However, each coloring sheet/take home sheet includes a note to parents telling where they can download the story from the Parent Resources section on the website.</p>



**Bible Story for Big Question 10, Bible Truth 1**

use with all THREE lessons

Place  
story in

take out

**P.1****The Case of the Eager Waiters***Acts 1-2***Story-telling Tips**

Ahead of time:

1. Read the Bible verses and story. Pray!
2. Choose story action cues and prepare storyboard figures/Story Scenes, if using. (In Visual Aids book)
3. Practice telling story with the storyboard figures/Story Scenes, timing your presentation. Shorten, if necessary.

During your presentation:

1. Maintain as much eye contact as possible as you tell the story.
2. Put up storyboard figures/add story action cues/hold up Story Scenes as you tell the story. Allow the children to help you put them on the board, if desired.
3. Include the children in your story with a few questions about what they think will happen or words/concepts that might be new to them.
4. Watch the kids for signs that their attention span has been reached. Shorten, if necessary.

**INTRODUCTION/ LISTENING ASSIGNMENTS (Optional)**

**“Our story is called: The Case of the Eager Waiters. Here is your listening assignment...”** *Read the assignment for your lesson using Detective Dan’s Listening Assignment sign or the text below:*

**Detective Dan’s Lesson #1 Listening Assignment:**

I need to find out:

1. **Who was waiting? What were they eager (excited) to have happen?**
2. **When happened inside of them when it did happen?**

**Detective Dan’s Lesson #2 Listening Assignment:****Our Bible Verse is: 1 Corinthians 6:19, ESV***“Do you not know that your body is a temple of the Holy Spirit within you, whom you have from God?”**A temple is a special place where we worship God.*

I need to find out:

1. **Who came into the disciples’ hearts to live?**
2. **How did He make their hearts like a temple, a place of worship to God?**

**Detective Dan’s Lesson #3 Listening Assignment:**

I found six clues, but only 4 of them are in the story.

*They are: a praying disciple, the world, a cow, the Ten Commandments, a violin, and the Holy Spirit in a heart.**Hold each of them up for the children to see as you identify them.*

I need to figure out:

1. **Which four belong in the story and which two don’t?**
2. **What did the disciples keep asking God to send them? Why did they want God to send Him so much?**

**Read the assignment questions, THEN SAY,**

*“Ok, Deep Down Detectives! Put on your best listening ears and see if you can hear the answers to Detective Dan’s questions. When I finish telling the story, we will see if we can answer all the questions.”*

*Read the Bible Truth story, answer questions, present the gospel and lead in prayer.**Answers to questions; the gospel; and, ACTS prayer are included with the story text.*



**The Case of the Eager Waiters** Acts 1-2

**Story with lines separating paragraphs (text in bold, optional interaction cues in italics)** Numbers correspond to storyboard pictures and placement upon the storyboard. Always feel free to use less pictures, if it's best for your kids. Simply black out the numbers next to pictures you do not plan to use. All pictures are found in the Visual Aids book. Put BG (background) pictures on storyboard ahead of time. SB pictures (listed below in story text) are added to board as you tell the story. These numbers are also found on the back of each picture. Tip: Stack pictures in numerical before telling story for easy use. Use sticky-back velcro to attach pictures to storyboard felt. Use sticky-tac putty to stick a picture on top of another picture. OR, if using the Story Scenes to tell the story, disregard the storyboard picture references listed below.

**(SB1, SB2) "Go to Jerusalem and wait for the gift!" Jesus told His disciples, after He died on the cross and rose from the dead. "I'm going home to heaven now, but I won't leave you alone," He said. "I will ask the Father and He will send you a gift. It's good that I'm going so you can have this gift!" Jesus promised them.**

**What kind of gift would Jesus ask His Father to send His disciples?**

*Do you know what the gift was?*

**What gift could be better than having Jesus right BESIDE them each day? (SB3) The gift of God, the Holy Spirit living INSIDE them! Wow! What a gift!**

**"The Holy Spirit will come and live inside you," Jesus said. "(SB4) He will give you power to be my witnesses to the whole world. He will help you, comfort you, guide you and give you courage," He promised them.**

**(SB5) Up, up, up, went Jesus. Through the clouds and up to heaven to rule as king. And where did the disciples go? (SB6) They headed to Jerusalem, just as Jesus told them to. And as they went, they spread the news to (SB7) the other believers, "(SB8) Wait in Jerusalem with us for the gift of the Holy Spirit," they told everyone. (SB9) So, all the believers gathered together in a house in Jerusalem. They prayed and waited; and, waited and prayed.**

**(SB10) One, two, three, four, five, six, seven, eight, nine days passed, but still no Holy Spirit! Had God forgotten? Had He changed His mind?**

*What do you think? Does God ever NOT keep His promises?*

**NO, God NEVER breaks His promises! And no, He hadn't forgotten His promise! He was waiting for Day Ten to give the gift of the Holy Spirit to His people. It was all part of His perfect plan to tell the world about Jesus.**

**Why Day Ten? Because Day Ten was a very special celebration day in Jerusalem, called the Day of Pentecost. (SB11) Thousands of Jews from all over the world came Jerusalem to thank God for giving them His Ten, Big Rules—the Ten Commandments.**

**On the Day of Pentecost, Jerusalem was so crowded it seemed like it would burst! And that was exactly how God wanted it to be when He gave the gift of the Holy Spirit to His people! He wanted everyone to know what was happening!**

**So right then, on the morning of (SB12) Day Ten, the Day of Pentecost, the Holy Spirit came upon Jesus' followers who had been praying and waiting in that house—all one hundred and twenty of them!**

**(SB13) "Whoosh" came from heaven a sound like a mighty wind that filled the whole house. (SB14) "Crackle, Sparkle" came down something that looked like fire and rested on each of them. Then quietly and powerfully, (SB15) the Holy Spirit came to live in the heart of all of them. He filled them with God's joy, peace and power! They were so happy! (SB16) They burst out of that house and ran into the streets in joy!**



**Bible Story for Big Question 10, Bible Truth 1**

use with all THREE lessons

**P.3***Story with lines separating paragraphs (text in bold, optional interaction cues in italics)*

**But that's not all the Holy Spirit did in those first disciples. (SB17) He also made them able to speak in other languages that they had never learned before! Why would God do that?**

*Can you guess?*

**So that these disciples could go out and begin telling the people of the world about Jesus—starting with all those Jews from around the world who were there in Jerusalem that very morning!**

**(SB18) Not just Israelites, but Romans and Greeks, Egyptians and Arabs, Africans and Asians suddenly heard the good news of Jesus in their very own language. Everyone was amazed!**

**(SB19) "What was going on! How can these people speak their languages? What gift is this?" many wondered. Others laughed and made fun of them.**

*Can you tell me what gift it was? You know the answer, even if these people didn't!*

**(SB20) The Holy Spirit worked in Peter's heart, making him bold and giving him wise words from God's Word to speak. "These people are speaking your languages by God's Holy Spirit," Peter explained. "God has sent Him to live inside of all who follow Jesus. Come, turn away from your sin, trust in Jesus as your Savior and be baptized. God will send the Holy Spirit to live inside you, too," he promised them.**

**What would these people do? Would they believe Peter's words? Would they keep laughing and walk away?**

*What do you think?*

**Many DIDN'T walk away, but BELIEVED! (SB21) Over three thousand people turned away from their sins and trusted in Jesus as their Savior that very day.**

**And who came to live inside the hearts of those three thousand new believers that day? I bet you know.**

*Can you tell me?*

**(SB22) God's Holy Spirit, just as Peter had told them He would. He filled them with God's joy, peace and power! These new disciples were so happy! Now they could know God in their hearts!**

**Already, God's Holy Spirit had begun to do amazing things in God's people. God's plan to tell the world the good news of Jesus was happening! And this was only the beginning! How many more wonderful things would God's Holy Spirit do!**



**Bible Story for Big Question 10, Bible Truth 1**

use with all THREE lessons

**P.4****Cracking the Case:** (story wrap-up for Listening Assignments)

It's time to see how we did with our Listening Assignment.

**Detective Dan's Lesson 1 Listening Assignment:**

**1. Who was waiting? What were they eager (excited) to have happen?** Jesus' disciples were waiting for God to send them the Holy Spirit to live in their hearts.

**2. When happened inside of them when it did happen?** The Holy Spirit filled their hearts with joy and gave them boldness to tell others the good news of Jesus.

**For You and Me:**

The disciples were so happy to have the Holy Spirit live in their hearts! He was always with them, helping them know and love God, and helping them love others. He gave boldness to tell others about Jesus. The Holy Spirit can come and live inside of us, too, when we turn away from our sins and trust in Jesus as our Savior. He can help us to know and love God. He can help us to love others, too. He can give us boldness to tell others the good news of Jesus so they can be saved. He won't come with a great show of fire and wind, like He did for those first disciples. He will come gently and quietly in our hearts and be with us, helping us, our whole lives.

**Detective Dan's Lesson 2 Listening Assignment:**  
**Our Bible Verse is: 1 Corinthians 6:19, ESV**

"Do you not know that your body is a temple of the Holy Spirit within you, whom you have from God?"

A temple is a special place where we worship God.

I need to find out:

**1. Who came into the disciples' hearts to live?** God's Holy Spirit.

**2. How did He make their hearts like a temple, a place of worship to God?** He came to live in their hearts. He helped them know and love God, and love others, too. This is how we worship God, by living this way.

**For You and Me**

The disciples were so happy to have the Holy Spirit live in their hearts! He was always with them, helping them know and love God, and helping them love others. He gave boldness to tell others about Jesus. The Holy Spirit can come and live inside of us, too, when we turn away from our sins and trust in Jesus as our Savior. He can help us to know and love God. He can help us to love others, too. He can give us boldness to tell others the good news of Jesus so they can be saved. He won't come with a great show of fire and wind, like He did for those first disciples. He will come gently and quietly in our hearts and be with us, helping us, our whole lives.

**Detective Dan's Lesson 3 Listening Assignment:**

Our six clues were: a praying disciple, the world, a cow, the Ten Commandments, a violin, and the Holy Spirit in a heart.

**1. Which four belong in our story?**

The praying disciple, the world, the Ten Commandments, and the Holy Spirit in a heart belong. The cow and the violin do not.

**2. What did the disciples keep asking God to send them? Why did they want God to send Him so much?**

The Holy Spirit. They wanted to know and love God more through the Holy Spirit. They wanted Him to help them live for God.

**For You and Me:**

The disciples were so happy to have the Holy Spirit live in their hearts! He was always with them, helping them know and love God, and helping them love others. He gave boldness to tell others about Jesus. The Holy Spirit can come and live inside of us, too, when we turn away from our sins and trust in Jesus as our Savior. He can help us to know and love God. He can help us to love others, too. He can give us boldness to tell others the good news of Jesus so they can be saved. He won't come with a great show of fire and wind, like He did for those first disciples. He will come gently and quietly in our hearts and be with us, helping us, our whole lives.

**The Gospel** (story wrap-up if NOT using Listening Assignments)**Our Bible Truth is:**

**What Does the Holy Spirit Do in God's People?**

**He Changes Their Hearts to Be Like Jesus...**

**The Holy Spirit Lives in God's People!**

The disciples were so happy to have the Holy Spirit live in their hearts! What wonderful changes He brought inside of them! He was always with them, helping them know and love God, and helping them love others. He gave boldness to tell others about Jesus. The Holy Spirit can come and live inside of us, too, when we turn away from our sins and trust in Jesus as our Savior. He can help us to know and love God. He can help us to love others, too. He can give us boldness to tell others the good news of Jesus so they can be saved. He won't come with a great show of fire and wind, like He did for those first disciples. He will come gently and quietly in our hearts and be with us, helping us, our whole lives.

*Close in prayer.*



**Closing ACTS Prayer**

- A** God, we praise You for being the Giver of Your Holy Spirit to Your people.
- C** God, we confess that our rebellious hearts that do not love or serve You on our own. We need Jesus to be our Savior! We need the Holy Spirit to change our hearts to love You and live for You!
- T** Thank You, God for changing Your people's hearts to love You by giving them the Holy Spirit inside their hearts.
- S** God, work in our hearts that we might turn away from our sins and trust in Jesus as our Savior. Send Your Holy Spirit to live in our hearts that we might know You and love You more and more.

In Jesus' name we pray. Amen.

***Go to Lesson Plan, p.9 for the script to the rest of the lesson.***







**Deep Down Discussion Sheet**

use with all THREE lessons

Use with all  
response activities  
for deeper learning**P.1***Questions to aid discussion of the key concepts and for use in games*

Be familiar with these questions and answers. Look for opportunities to ask questions and discuss their answers, such as while the children work on their coloring pages, as part of their response games, or during play time. Remember: your goal isn't to ask all these questions or only talk to the children about these things. It is to be deliberate in having good conversations with them, however much or little you have.

<b>BIG QUESTION</b>  <b>Meaning</b>        <b>Discussion Questions</b>	<p><b>What Does the Holy Spirit Do in God's People? He Changes Their Hearts to Be Like Jesus!!</b></p> <p>God's Holy Spirit works in our heart as we hear God's Word, the Bible. He gives us the gift of faith in Jesus. He helps us to turn away from living for ourselves and to live for God instead. This is how we become God's people. But that's just the beginning of what the Holy Spirit does in God's people! He goes on living inside of them their whole lives, helping them and changing their hearts. He helps them to know God and obey His laws. He helps them to love God and others like Jesus did. He comforts them when they are sad and helps them to be brave when they are scared. He helps them know the right way to live. The Holy Spirit in our hearts is a wonderful gift that God loves to give to us when we turn away from our sins and trust in Jesus as our Savior.</p> <p><i>choose a few</i></p> <ol style="list-style-type: none"> <li>1. What does the Holy Spirit do in God's people? <i>He changes their heart!</i></li> <li>2. Who works in our heart as we hear God's Word, the Bible? <i>The Holy Spirit.</i></li> <li>3. In whom does the Holy Spirit give us faith? <i>Jesus.</i></li> <li>4. How long does the Holy Spirit keep working inside of God's people? <i>Their whole lives.</i></li> <li>5. Who does the Holy Spirit help us know? <i>God.</i></li> <li>6. What does the Holy Spirit help us obey? <i>God's laws.</i></li> <li>7. How does the Holy Spirit help God's people when they are sad or scared? <i>He comforts them and helps them to be brave.</i></li> <li>8. How can we become one of God's people? <i>By turning away from our sins and trusting in Jesus as our Savior.</i></li> </ol>
<b>BIBLE TRUTH</b>  <b>Meaning</b>        <b>Discussion Questions</b>	<p><b>He Changes Their Hearts to Be Like Jesus...The Holy Spirit Lives in God's People!</b></p> <p>God is one God, but three Persons: God the Father, Jesus, the Son of God, and God, the Holy Spirit. Together they have always lived, delighting to be with each other, and working out the perfect plans of God. This is a wonderful truth, even though it is very hard to understand. After Jesus died on the cross and rose from the dead, He spent time with His disciples and taught them many things. He told them He would be going back to reign in heaven, but He promised His disciples that He would not leave God's people all alone. He would send the Holy Spirit to live in their hearts. The Holy Spirit would make their hearts new. He would help them know God and His Word. He would comfort them. He would change their hearts so that they would love and live for God more and more. God sent His Holy Spirit to live inside of those first believers, just as Jesus said He would. He worked in their hearts, helping them in all the ways Jesus promised. And since then, God continues to give His Holy Spirit to all of His people--to all who turn away from their sins and trust in Jesus as their Savior. Yes, to each of them, God gives a new heart, filled with His Holy Spirit. He comforts them, gives them wisdom and helps them love Him and live for Him, too! God can do this in our hearts, also!</p> <ol style="list-style-type: none"> <li>1. How many Gods are there? <i>Just one God.</i></li> <li>2. How many Persons are there in the one God and who are they? <i>Three: God, the Father, the Son (Jesus) and the Holy Spirit.</i></li> <li>3. What has God always delighted in? <i>The togetherness between Father, Son and Holy Spirit.</i></li> <li>4. What did Jesus do after He died on the cross and rose from the dead? <i>He spent time with His disciples teaching them many things.</i></li> <li>5. What did Jesus promise His disciples before He went to heaven? <i>That He would not leave them all alone. He would send to them the Holy Spirit to live inside of them.</i></li> <li>6. What did Jesus promise the Holy Spirit would do? <i>Make their hearts new. He would help them know God and His Word. He would comfort them. He would change their hearts so that they would love and live for Him more and more.</i></li> <li>7. How can we have the Holy Spirit live in our heart? <i>God will give us His Holy Spirit to live in our heart when we turn away from our sins and trust in Jesus as our Savior.</i></li> </ol>



