

DEEP DOWN DETECTIVES

**Curriculum Resources
for Unit 11, Bible Truth 1:**



How Can We Be Saved?

It Is God's Free Gift...

**When We Tell God Our Sins and
Turn Away from Them!**

Session Prep (especially good for newbies!)

Pray!



Pray for the Holy Spirit to be at work in your and the children's hearts.

Review



If new to the curriculum, look at the **Getting Started with Deep Down Detectives section of the Core Curriculum book.** (p.5) It will be especially helpful to read through the Deep Down Detectives section of **The Praise Factory Tour: Extended Version Book.** This is a visual way to understand what goes on in the classroom. (A pdf of the book is found in the samples section on the website.)

Look through and Learn the Lesson



Read over **lesson plan.** Practice any **songs or action rhymes** you are using. Choose/make up motions to go with these. Choose less with younger children and more with older preschoolers. **Practice the lesson with the visual aids** and using the Big Question Box/Briefcase.

Read and Rehearse the Bible Story with Pictures



Read the Bible story from the Bible. Read the curriculum version. Practice telling it with the storyboard pictures. (If you have not previously laminated the story pictures, do that now.)

Let There Be Music



Download the music and listen to the songs. Choose which of the songs you will use with the children. If using live musicians, make sure they have the sheet music (Appendix A, Core Curriculum book).

Put the Props in Place



1. Prepare your Visual Aids. Put the Big Question, Unit Bible Truths, Bible Truth, Bible Verse, and Listening Assignment signs, as well as the Bible Story script in one side of the Bible folder.
2. Get out your storyboard. Put all background pictures in place (they have a BG by the number). Put the rest of the storyboard pictures (these have a SB by the number) in order of use in the other side of the Bible folder.
3. Put the DDD Bible Folder as well as the Big Question sign in the Big Question Box/Briefcase and shut it. If your box/briefcase has locks and you want to use the unlocking the box as part of your session, lock it now....but make sure you have the key or know the code first.
4. Prepare the music CD or sheet music or mp3 device for use in your session.

Set Out Free Play Activities



Choose and set up free time activities you will use with the children. Choose a variety of different activities that will be enjoyed by different types of children. Rotate the activities you provide to keep them interesting and fresh to your children. (Suggestions in Appendix D, Core Curriculum books.)

Prepare Any Activities



Choose which (if any) of the Bible Truth games and crafts activities you want to use in the session. Bear in mind your time frame as well as the developmental abilities and attention span of your children as you decide which/how many to prepare. **Look over the Discussion Sheet** and choose a few questions you might use to spark discussion with the children as they do their activities (especially good for ages 3's+). Pray for God to give you opportunities to talk about these things with the children.

Let Them Take It with Them



Make copies of the craft/take home sheets, if you are not already using them as one of your activities. You may also want to make copies of the story (see take-home version of each story included in Appendix C with the other take home resources) to have for parents to use with their children at home. There's a link on each craft/take home sheet to the story, if you don't make hard copies.

Store It



After your session is over, collect the resources and store them for future use. This curriculum can be used over and over for years to come.

Unit 11: The God Who Saves

UNIT OVERVIEW

We all have disobeyed God. We have all lost the wonderful special closeness with God that He meant for us to have with Him. No matter how hard we try, we can't ever be good enough to win back special closeness with God. No, we can't save ourselves, but God can. That's why He sent Jesus: to save us as a free gift from Him. Anyone who says "sorry" to God for their sins and trusts in Jesus as their Savior, He will forgive all their sins. God will give them special closeness with Himself right now. Then one day, He will take them to live with Him forever. This is the free gift God offers to you and me. God is so kind to us!

In this unit we will learn three truths about this wonderful, free gift God offers us.

UNIT BIBLE VERSE: Romans 6:23, ESV

"For the wages of sin is death, but the free gift of God is eternal life in Christ Jesus our Lord."

BIG QUESTION UNDER INVESTIGATION: How Can We Be Saved?

ANSWER: It Is God's Free Gift!

OPTIONAL Big Question 11 INTRODUCTION LESSON (Use Hide 'n' Seek Kids Unit 11 Material)

Story: The Case of the Most Important Question *Acts 16*

Bible Verse: Romans 6:23

➔ BIBLE TRUTH 1: When We Tell God Our Sins and Turn Away from Them (3 Lessons Available)

Story: The Case of the Changed Climber *Luke 19:1-9*

Bible Verse: 1 John 1:8-9

BIBLE TRUTH 2: When We Trust in Jesus As Our Own Savior (3 Lessons Available)

Story: The Case of the Amazed, Mad Man *Acts 8-9*

Bible Verse: Romans 10:9-10

BIBLE TRUTH 3: When the Holy Spirit Works in Our Hearts (3 Lessons Available)

Story: The Case of the Surprising, Second Birthday *John 3*

Bible Verse: Titus 3:5-7

Deep Down Detectives ESV Songs 11 Track Numbers

This is a listing of all songs mentioned in the unit curriculum. You may or may not choose to use all of the songs. They are listed in easy-reference order--NOT in the order used in the curriculum.

You may choose to simply burn a CD/load them onto an mp3 device in this order. Or, you may want to do what we do: choose the songs we want to use and create a play list of them in that order. Then, we burn a CD/upload the play list onto an mp3 device. A teacher only has to click forward to the next song, instead of hunting for the right track. The track number have been included as part of the title of each song, teachers will still have a reference to the track number listed in the curriculum (same as those listed below), even if you change the order on your customized play list.

SONGS USED EVERY UNIT OF THE CURRICULUM

- 1 The Classroom Song v.1
- 2 The Classroom Song v.2
- 3 The Classroom Song v.3
- 4 The Classroom Song v.4
- 5 Deep Down Detectives Theme Song
- 6 The Classroom Rules Song
- 7 Let's Pray Song
- 8 The Big Question Box Song
- 9 The Bible Chant Song
- 10 ACTS Prayer Song (Short Version)
- 11 ACTS Prayer Song (Full Version)

Why the Extra Songs?

Deep Down Detectives is a curriculum used by a wide age-span of kids. Sometimes one of the other songs is a better fit for your kids. Or, you may simply want to teach them more songs on the same Bible Truth. Use as many or as few as you want.

UNIT 11: THE GOD WHO SAVES

- 12 Big Q & A 11 Song
- 13 Big Question 11 Song: How Can I Be Saved?
- 14 Big Question 11 Bible Verse Song: The Free Gift of God Is Eternal Life Romans 6:23, ESV
- 15 Big Question 11 Hymn: Grace Greater than All Our Sin, refrain
- 16 Big Question 11 Praise Song: Blessed Be the Name

How Can We Be Saved?

It Is God's Free Gift...

Bible Truth 1: When We Tell God Our Sins and Turn Away from Them

- 17 Bible Verse: If We Say We Have No Sin 1 John 1:8-9, ESV
- 18 Bible Verse: If We Say 1 John 1:8-9, ESV

Bible Truth 2: When We Trust in Jesus As Our Own Savior

- 19 Bible Verse: If You Confess with Your Mouth Romans 10:9-10, ESV
- 20 Extra Bible Verse: In My Father's House John 14:2-6, ESV

Bible Truth 3: When the Holy Spirit Works in Our Hearts

- 21 Bible Verse: He Saved Us Titus 3:5-7, ESV
- 22 Extra Bible Verse: I Will Give You a New Heart Ezekiel 36:26, ESV

Big Question 11, Bible Truth 1 Overview: Key Concepts

p.1

Unit 11: The God Who Saves

Unit Big Question (and Answer): How Can We Be Saved? It Is God's Free Gift!

Unit Bible Verse: "For the wages of sin is death, but the free gift of God is eternal life in Christ Jesus our Lord."
--- Romans 6:23, ESV

Bible Truth 1 Concept: It's God's Free Gift... When We Tell God Our Sins and Turn Away from Them!

We are all sinners who disobey God. We hear God's Big Rules --His laws-- and we know that we have broken them. We hear how we are supposed to love God and His good ways, and we know that we do not. We hear about God's punishment for sin, and we know that we deserve it.

But God doesn't want us to have His punishment for our sins. He wants to save us from it. How? God wants us to tell Him our sins and ask for His forgiveness through His Son, Jesus. He wants us to turn away from a life of disobeying Him and ask Him to help us to live for Him instead.

If we do these things, God promises to forgive our sins and make us His very own people. He will give us special closeness with Him our whole lives here on earth. And after our bodies die, we will go to live perfectly happily with Him forever.

Bible Truth 1 Bible Verse: 1 John 1:8-9

"If we say we have no sin, we deceive ourselves, and the truth is not in us. If we confess our sins, he is faithful and just to forgive us our sins and to cleanse us from all unrighteousness."

Learn a Little: "If we confess our sins, he is faithful to forgive our sins."

Meaning

This verse reminds us that we are all sinners. We deceive ourselves, if we think we are not. But, the good news is, that if we admit we are sinners and confess our sins to God, He is faithful and just and will forgive us our sins and save us through Jesus.

Bible Truth 1 ACTS Prayer

- A** God, we praise You for being faithful and just and able to forgive our sins.
- C** God, we confess that we are all sinners who need You to save us. We can never be acceptable to You on our own. We need Jesus to save us!
- T** Thank You, God for being willing to forgive all our sins, when we confess them and trust in Jesus as our Savior.
- S** God, work in our hearts. Make us aware of our sins and our need for Jesus to save us. Help us to confess our sins to You and turn away from them. Help us to trust in Jesus as our Savior. Be our Heavenly Father! Make us Your adopted children who love You and who You will love forever.

In Jesus' name we pray, Amen.

Bible Truth 1 Story

The Case of the Changed Climber

Luke 19:1-9

Big Question 11, Bible Truth 1 Overview: Key Concepts

p.2

Songs Used in Bible Truth 1

Big Q & A 11 Song

Big Question 11 Song: How Can I Be Saved?

Big Question 11 Bible Verse Song: The Free Gift of God Is Eternal Life Romans 6:23, ESV

Big Question 11 Hymn: Grace Greater than All Our Sin, refrain

Big Question 11 Praise Song: Blessed Be the Name

Bible Truth 1 Bible Verse Song: If We Say We Have No Sin 1 John 1:8-9, ESV

Extra Bible Truth 1 Bible Verse Song: If We Say 1 John 1:8-9, ESV

Lesson Plan: Big Question 11, Bible Truth 1

use with all THREE lessons

p.1**1. GETTING STARTED**

= follow the stars for a short & simple lesson plan

Intake Activity Ideas	Choose one of these open-ended activities to include children as they join the class:															
Free Play Time <i>suggestions in Appendix D</i>	★ Offer your own or some of the easy-to-make, free play activities suggested in Appendix D.															
OR Sing-along Music Time <i>lyrics and sheet music, Appendix A</i>	<p>Music from Deep Down Detectives (DDD) ESV Songs 11:</p> <table><tr><td>Big Q & A 11 Song</td><td>DDD ESV Songs 11, track 12</td></tr><tr><td>Big Question 11 Song</td><td>DDD ESV Songs 11, track 13</td></tr><tr><td>Big Question 11 (Unit) Bible Verse Song: The Free Gift of God Is Eternal Life Romans 6:23, ESV</td><td>DDD ESV Songs 11, track 14</td></tr><tr><td>Big Question 11 Hymn: Grace Greater than All Our Sin, refrain</td><td>DDD ESV Songs 11, track 15</td></tr><tr><td>Big Question 11 Praise Song: Blessed Be the Name</td><td>DDD ESV Songs 11, track 16</td></tr><tr><td>Bible Truth 1 Bible Verse Song: If We Say We Have No Sin 1 John 1:8-9, ESV</td><td>DDD ESV Songs 11, track 17</td></tr><tr><td>Extra Bible Truth 1 Bible Verse Song: If We Say 1 John 1:8-9, ESV</td><td>DDD ESV Songs 11, track 18</td></tr></table> <p>Add more fun to Sing-along Music Time by adding a Music, Movement & Memory Activity. These activities are listed on p.10 of this lesson plan with the Response Activities. Instructions found in Appendix B.</p>		Big Q & A 11 Song	DDD ESV Songs 11, track 12	Big Question 11 Song	DDD ESV Songs 11, track 13	Big Question 11 (Unit) Bible Verse Song: The Free Gift of God Is Eternal Life Romans 6:23, ESV	DDD ESV Songs 11, track 14	Big Question 11 Hymn: Grace Greater than All Our Sin, refrain	DDD ESV Songs 11, track 15	Big Question 11 Praise Song: Blessed Be the Name	DDD ESV Songs 11, track 16	Bible Truth 1 Bible Verse Song: If We Say We Have No Sin 1 John 1:8-9, ESV	DDD ESV Songs 11, track 17	Extra Bible Truth 1 Bible Verse Song: If We Say 1 John 1:8-9, ESV	DDD ESV Songs 11, track 18
Big Q & A 11 Song	DDD ESV Songs 11, track 12															
Big Question 11 Song	DDD ESV Songs 11, track 13															
Big Question 11 (Unit) Bible Verse Song: The Free Gift of God Is Eternal Life Romans 6:23, ESV	DDD ESV Songs 11, track 14															
Big Question 11 Hymn: Grace Greater than All Our Sin, refrain	DDD ESV Songs 11, track 15															
Big Question 11 Praise Song: Blessed Be the Name	DDD ESV Songs 11, track 16															
Bible Truth 1 Bible Verse Song: If We Say We Have No Sin 1 John 1:8-9, ESV	DDD ESV Songs 11, track 17															
Extra Bible Truth 1 Bible Verse Song: If We Say 1 John 1:8-9, ESV	DDD ESV Songs 11, track 18															
OR Bible Verse Memory Game <i>instructions found in Appendix B</i>	<p>Lesson 1 Game: Animal Cube Lesson 2 Game: Fill'er Up Lesson 3 Game: Lily Pad Jump</p> <p>These activities are also included on p.10 of this lesson plan with the Response Activities.</p>															
2. OPENING CIRCLE TIME <i>(introduce the Bible Truth and tell the related Bible story)</i>																
Gathering the Children <i>lyrics and sheet music, Appendix A</i>	<p>Sing verse 1 of The Classroom Song to gather the children for Circle Time.</p> <table><tr><td>The Classroom Song, verse 1</td><td>DDD ESV Songs 11, track 1</td></tr><tr><td colspan="2">Let's gather together to worship God, Let's gather together to worship God, Let's gather together to worship God, Come gather here with me!</td></tr></table>		The Classroom Song, verse 1	DDD ESV Songs 11, track 1	Let's gather together to worship God, Let's gather together to worship God, Let's gather together to worship God, Come gather here with me!											
The Classroom Song, verse 1	DDD ESV Songs 11, track 1															
Let's gather together to worship God, Let's gather together to worship God, Let's gather together to worship God, Come gather here with me!																
Welcome to Deep Down Detectives	★ "Welcome to Deep Down Detectives. We're so glad you've joined us! Detectives are people who look for answers to questions. In Deep Down Detectives, we look for answers to big questions about God. We dig deep down in the truths of God's Word to find them."															

Lesson Plan: Big Question 11, Bible Truth 1

use with all THREE lessons

p.2**2. OPENING CIRCLE TIME, continued**

= follow the stars for a short & simple lesson plan

<p>Deep Down Detectives Theme Song</p> <p><i>lyrics and sheet music, Appendix A</i></p>	<p>"Let's sing our Deep Down Detectives Theme Song."</p> <p> Deep Down Detectives Theme Song DDD ESV Songs 11, track 5</p> <p>We're Deep Down Detectives, diggin' deep in God's Word, For truths about God and His plans for this world, We're seeking to love Him, with all of our heart, We're Deep Down Detectives! Come on! Let's start!</p>
<p>Classroom Rules Song</p> <p><i>lyrics and sheet music, Appendix A</i></p>	<p>There are two very important things that Deep Down Detectives do together: we worship God and we love one another. Our Classroom Rules Song reminds us how we should act. Let's sing it."</p> <p>Classroom Rules Song DDD ESV Songs 11, track 6</p> <p>Shh, be quiet while someone is talking, Raise your hand, if you have something to say, Don't touch your friend, sitting beside you, Obey your teachers, Be kind as you play. These are our classroom rules, These are our classroom rules, They help us worship God and love one another, These are our classroom rules.</p>
<p>Opening Prayer Time</p> <p><i>lyrics and sheet music, Appendix A</i></p>	<p>"Children, we need God's help to keep these rules. Let's ask Him to help us right now. Let's get ready and pray."</p> <p>Let's Pray DDD ESV Songs 11, track 7</p> <p>1-2-3! Fold your hands, Bow your head, Close your eyes. Let's pray! <i>(repeat)</i></p> <p>"Let's pray:"</p> <p> Opening Prayer</p> <p>Dear Lord, We're so glad to get to gather together to worship You! Please help us keep the classroom rules. Please help us to love You and learn about You today. In Jesus' name we pray. Amen.</p>

Lesson Plan: Big Question 11, Bible Truth 1

use with all THREE lessons

p.3**2. OPENING CIRCLE TIME, continued**

= follow the stars for a short & simple lesson plan

Reveal the Big Question**Introduce the Big Question Box/Briefcase***lyrics and sheet music,
Appendix A*

"Detectives INVESTIGATE things. That means they ask questions and look for answers. Deep Down Detectives investigate big questions about God. The Big Question we are investigating today is right inside our Big Question Box/Briefcase.

The Big Question Box Song*DDD ESV Songs 11, track 8*

We've got a big box,
All closed up and locked,
Filled with the truths of God's Word.

We've got a brief case,
There's no time to waste,
Come on, kids, let's open it up!

The Big Question under Investigation*VISUAL take out
AID**of BQB**Big Question &
Answer Sign, front side***found in the DDD Unit 11
Visual Aids, ESV Book*

Ok, who would like to open for me and pull out the Big Question?"

Choose a child to open the box/briefcase, take out the Big Question and hand it to you, then hold up the Big Question sign for all the children to see, and say:



The Big Question we are investigating today is Big Question Number 11:

How Can We Be Saved?

and the Answer is:

It Is God's Free Gift!**Big Question Meaning**

We all have disobeyed God. We have all lost the wonderful special closeness with God that He meant for us to have with Him. No matter how hard we try, we can't ever be good enough to win back special closeness with God.

No, we can't save ourselves, but God can. That's why He sent Jesus: to save us as a free gift from Him. Anyone who says "sorry" to God for their sins and trusts in Jesus as their Savior, He will forgive all their sins. God will give them special closeness with Himself right now. Then one day, He will take them to live with Him forever. This is the free gift God offers to you and me. God is so kind to us!

Big Question Songs

"Let's sing our Big Question Song:

Big Q & A 11 Song*lyrics and sheet music,
Appendix A***Big Q & A 11 Song***DDD ESV Songs 11, track 12**(adapted version of "Here We Go Looby-Looby")*

How can we be saved?
How can we be saved?
How can we be saved?
It is God's free gift!

2. OPENING CIRCLE TIME, continued

= follow the stars for a short & simple lesson plan

**Learning about
the Big Question
(use one or both)**

Repeat the Big Question and Answer again:

"How Can We Be Saved? It Is God's Free Gift!"

Say: "Hmmm, I wonder what that means... Let's do our action rhyme/sing our song that explains it."

Then do the action rhyme or sing the song using any of the optional motions suggested, if desired.

**Big Question
Action Rhyme****Big Question 11 Action Rhyme****(POSSIBLE ACTIONS)**

I disobey God, I need a Savior!
 You disobey God, You need a Savior!
 We all disobey God,
 We all need a Savior!
 Oh, what a sad, sad day!

Point to self
 Point out to others

extend arms out wide to each side
 make a sad face

But...
 God has a wonderful, free gift for me!
 A wonderful, free gift for you!
 God has a wonderful, free gift for us all.
 God will forgive our sins through Jesus!
 Oh, what a happy, happy day!

Point to self
 Point out to others

extend arms out wide to each side
 cheer and jump up and down for this best
 of news

**Big Question
(Action Rhyme)
Song**

lyrics and sheet music,
 Appendix A

Big Question 11 Action Rhyme/ Song

DDD ESV Songs 11, track 13

(POSSIBLE ACTIONS)**Refrain**

How can we be saved? How can we be saved?
 How can we be saved? It's God's free gift.
 How can we be saved? How can we be saved?
 How can we be saved?
 It's God's free gift through Christ.

point up to God in heaven

Verse 1

I disobey God, I need a Savior,
 You disobey God, You need a Savior,
 We all disobey God, We need a Savior.
 To save us from our sins.

Point to self
 Point out to others

extend arms out wide to each side

Refrain

Verse 2

Jesus, He paid the price, the perfect sacrifice,
 On the cross, gave His life,
 Bought us eternal life,
 Takes away all our sin,
 Makes our hearts clean within,
 When we repent and believe in Him.

make a cross with your index fingers

Touch heart

Make prayer hands and bow head

Lesson Plan: Big Question 11, Bible Truth 1

use with all THREE lessons

p.5**2. OPENING CIRCLE TIME, continued**

= follow the stars for a short & simple lesson plan

Learning the Bible Truth

VISUAL take out

AID

#2

of BQB

VISUAL AID

All the Bible Truths Sign

★ "It is God's free gift" is a good beginning, but there's so more to learn. So it's time for us to dig down even deeper for more answers to our Big Question about God. We're going to be learning **THREE** Bible truths that all tell us more about this wonderful, free gift God offers us.

Who would like to hand me the picture with our three Bible truths on it? It's in the Big Question Box/Briefcase." *Choose a child to get it and hand it to you, then hold it up and show them the pictures of the three truths they will be learning.*

Bible Truth Clue

VISUAL take out

AID

#3

of BQB

Bible Truth Clue Sign,

front side

VISUAL AID

After everyone has had a good look, say...

"Ok, now let's look at our Bible Truth Clue sign and see if we can figure out which of these three truths we will be learning about today. Who would like to get it out of the Big Question Briefcase for me?"

Choose a child to open the briefcase, take out the Bible Truth Clue sign and hand it to you. Hold up the front side for the children to see. Cover up the answer, written along the bottom, and say:

"How Can We Be Saved?

It Is God's Free Gift!

When We Tell God Our ???? and Turn Away from Them!"

Hint

We're missing one word. Here's the hint to what the missing word is. It says: "What is the Bible word for disobeying God and His good laws? It starts with an "s" and it rhymes with "ends."

Can you guess? It's "SINS."

So the Bible Truth we are learning today is:

(uncover answer from bottom of sign, show it to them and say:)



"How Can We Be Saved?

It Is God's Free Gift!

When We Tell God Our SINS and Turn Away from Them!"

Bible Truth Meaning

And here is what this Bible Truth means:

(read the meaning off of the back of the sign, say:)

We are all sinners who disobey God. We hear God's Big Rules --His laws-- and we know that we have broken them. We hear how we are supposed to love God and His good ways, and we know that we do not. We hear about God's punishment for sin, and we know that we deserve it.

But God doesn't want us to have His punishment for our sins. He wants to save us from it. How? God wants us to tell Him our sins and ask for His forgiveness through His Son, Jesus. He wants us to turn away from a life of disobeying Him and ask Him to help us to live for Him instead.

If we do these things, God promises to forgive our sins and make us His very own people. He will give us special closeness with Him our whole lives here on earth. And after our bodies die, we will go to live perfectly happily with Him forever.

Lesson Plan: Big Question 11, Bible Truth 1

use with all THREE lessons

p.6**2. OPENING CIRCLE TIME, continued**

= follow the stars for a short & simple lesson plan

Learning the Bible Verse**The Bible Chant Song**lyrics and sheet music,
Appendix A

"And how do I know this is true? God tells me so in His special book, the Bible."

Say or sing the Bible Chant Song.

The Bible Chant Song

DDD ESV Songs 11, track 9

The Bible, the Bible,
Let's get out the Bible.
Let's hear what God has to say.
The Bible, the Bible,
God's given us the Bible.
It's His Word for us to learn and obey! Yay!

Bible VerseDDD 11.1 Bible Verse-front
side (in the DDD Bible folder)VISUAL
AID Place
verse in take outof BQB
DDD Bible
Folder*found in the DDD Unit 11
Visual Aids, ESV Book

"Who would like to get our Bible folder out of the Big Question Briefcase for me?"

Choose a child to open the briefcase, take out the "Bible" folder and hand it to you. Remove the Bible Verse Picture from the "Bible" folder and hold it up for all the children to see, then say:

1 John 1:8-9 tells us:

1 John 1:8-9, ESV

"If we say we have no sin, we deceive ourselves, and the truth is not in us. If we confess our sins, he is faithful and just to forgive us our sins and to cleanse us from all unrighteousness."

Learn a Little: "If we confess our sins, he is faithful to forgive our sins."**Bible Verse Meaning****What does that mean?**

This verse reminds us that we are all sinners. We deceive ourselves, if we think we are not. But, the good news is, that if we admit we are sinners and confess our sins to God, He is faithful and just and will forgive us our sins and save us through Jesus.

2. OPENING CIRCLE TIME, continued



= follow the stars for a short & simple lesson plan

**Bible Verse
Song**

*lyrics and sheet music,
Appendix A*

You might also enjoy:

*If We Say 1 John 1:8-9, ESV
DDD ESV Songs 11, track 18*

We've said our Bible verse, now let's sing it!

If We Say We Have No Sin 1 John 1:8-9

DDD ESV Songs 11, track 17

If we say we have no sin,
If we say we have no sin,
If we say we have no sin,
We deceive ourselves,
And the truth is not in us.

But...If we confess our sins...
He is faithful and just to forgive us our sins,
Faithful and just to forgive us our sins,
Faithful and just to forgive us our sins,
And to cleanse us from,
All unrighteousness.

First John One, verses eight and nine.

Lesson Plan: Big Question 11, Bible Truth 1








use with all THREE lessons

p.8

2. OPENING CIRCLE TIME, continued



= follow the stars for a short & simple lesson plan

<p>Getting into the Case</p>	<p>"Now it's time to do a bit more deep down investigating. Let's see what Detective Dan wants us to help him figure out. Would someone like to get it out for me?"</p>
<p>Listening Assignments</p> <p>Place in  take out  of BQB</p>	<p>NOTE: Listening assignments are most suitable for ages 3+. Skip straight to the Bible story (see bottom of this page), if working with 2 year olds.</p> <p>"Let's open up our listening assignment and see what we are supposed to figure out today.</p> <p>Choose a child to take out the Listening Assignment (from the DDD Bible Folder) and hand it to you. Read Detective Dan's letter to the children that includes the listening assignment. The listening assignments are summarized below:</p>
<p>VISUAL AID</p> <p></p> <p>DDD Unit 11 Visual Aids, ESV</p>	<p>Detective Dan's Lesson #1 Listening Assignment:</p> <p>I need to find out:</p> <ol style="list-style-type: none"> 1. Who was the climber and why did he climb? 2. How did he change?
<p>VISUAL AID</p> <p></p> <p>DDD Unit 11 Visual Aids, ESV</p>	<p>Detective Dan's Lesson #2 Listening Assignment:</p> <p>Our Bible Verse is 1 John 1:8-9, ESV</p> <p>"If we say we have no sin, we deceive ourselves, and the truth is not in us. If we confess our sins, he is faithful and just to forgive us our sins and to cleanse us from all unrighteousness."</p> <p>I need to find out:</p> <ol style="list-style-type: none"> 1. Who wanted to confess their sins and be forgiven by God? 2. Who didn't think he should be forgiven? Who did think he should be forgiven?
<p>VISUAL AID</p> <p></p> <p>*Listening Assignment #3 includes the Assignment Sheet, plus 6 clue pictures*</p> <p>DDD Unit 11 Visual Aids, ESV</p>	<p>Detective Dan's Lesson #3 Listening Assignment:</p> <p>I found six clues, but only 4 of them are in the story.</p> <p>Our six clues were: a tree, a cow, a bag of money, a king, an umbrella, and yummy food.</p> <p>Hold each of them up for the children to see as you identify them.</p> <p>I need to figure out:</p> <ol style="list-style-type: none"> 1. Which four belong in the story and which two don't? 2. Who confessed their sins to God and was forgiven? Who gave back the money he had stolen?
<p>Tell the Bible Story</p> <p>Place story & pics in  take out  of BQB</p> <p>DDD Unit 11 Visual Aids, ESV</p> <p>Story text included in this book right after this lesson plan and in Visual Aids book</p>	<p>Then say, "Ok, Deep Down Detectives! Put on your best listening ears and see if you can hear the answers to Detective Dan's questions. When I finish telling the story, we will see if we can answer all the questions."</p> <p>Bible Story: The Case of the Changed Climber</p> <p>Luke 19:1-9</p> <p>Read the Bible Truth story, putting up the storyboard pictures as you tell it. Then, have the children answer the listening assignment. Present the gospel and lead in prayer.</p> <p>*Answers to questions; the gospel; and, ACTS prayer are included with the story text.*</p>

Lesson Plan: Big Question 11, Bible Truth 1

use with all THREE lessons

p.9**2. OPENING CIRCLE TIME, continued**

= follow the stars for a short & simple lesson plan


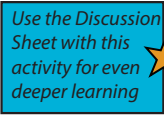

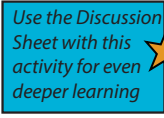

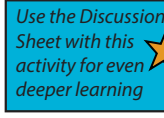


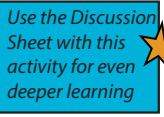

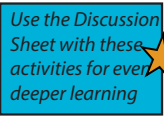


<p>Story Response Song(s)</p> <p>Hymn</p> <p><i>lyrics and sheet music, Appendix A</i></p>	<p><i>As attention span and time allow, you might want to end with one of the following songs which also tie in with the unit. If desired, use the Music and Movement activity ideas while singing, listed with the Response Activities.</i></p> <p>Grace that Is Greater than All Our Sin <i>DDD ESV Songs 11, track 15</i></p> <p>Verse 1 Grace, grace, God's grace, Grace that will pardon and cleanse within; Grace, grace, God's grace, Grace that is greater than all our sin.</p> <p>Tie-in: "Children do you know what the word "grace" means? It means a free gift that we don't deserve! And what grace--what free gift-- does God offer us through Jesus? To forgive us and save us from the punishment we deserve for disobeying God! Let's sing of God's marvelous grace!"</p>
<p>Praise Song</p> <p><i>lyrics and sheet music, Appendix A</i></p>	<p>Praise Song: Blessed Be the Name <i>DDD ESV Songs 11, track 16</i></p> <p>All praise to Him who reigns above, In majesty supreme. Who gave His Son for man to die, That He might man redeem!</p> <p>Tie-in: "How can we be saved? It is God's free gift through the Lord Jesus! There would be no hope for us, if God did not send Jesus to be our Savior. That's why God's people love to bless His name. They are so grateful that He paid for their sins so that they can know God and live with Him forever!"</p>
<p>Transition to Activities</p>	<p> Well, Deep Down Detectives, you've done a great job diggin' deep down for answers in the truths of God's Word. Now it's time to enjoy some activities."</p> <p><i>Tell children what activity/s you are providing for them: eTher free play or some of the response activities listed below. When you are ready to dismiss them, use this song to help the children transition in an orderly fashion to their next activity.</i></p> <p>"Children, let's sing our Time to Play Song. When we are finished you may get up and walk over to our next activity."</p>
<p>Classroom Song, verse 2</p> <p><i>lyrics and sheet music, Appendix A</i></p>	<p>Classroom Song, verse 2 <i>DDD ESV Songs 11, track 2</i></p> <p>We've gathered together to worship God, We've gathered together to worship God, And now it's time to play.</p> <p><i>Dismiss the children to whatever activities you have prepared for them to do.</i></p>

Lesson Plan: Big Question 11, Bible Truth 1

use with all THREE lessons

p.10**3. TAKING ACTION: Response Activities** (choose from among these activities)


= short & simple lesson plan

Response Activities	Choose one or more activities appropriate for your children, based on classroom time and developmental needs. Add the Discussion Sheet to any activity for deeper learning. 
Bible Verse Memory Game <i>game directions, Appendix B</i>	<p>Though listed with the opening activities, you may choose to use this Bible verse game here instead (or as a repeat).</p> <ul style="list-style-type: none"> Lesson 1 Game: Animal Cube Lesson 2 Game: Fill'er Up Lesson 3 Game: Lily Pad Jump <div>   </div> <p>Discussion Questions</p>
Music, Movement & Memory Activity <i>game directions, Appendix B</i>	<p>A music activity that uses the songs from the Bible Truth and Big Question unit.</p> <ul style="list-style-type: none"> DDD Songs for this Bible Truth, plus: Lesson 1 Activity: Egg Shakers Lesson 2 Activity: Jingle Bell Hands Lesson 3 Activity: Big Voice, Little Voice <div>   </div> <p>Discussion Questions</p>
Bible Story Review Game <i>game directions, Appendix B</i>	<p>A game that uses the storyboard pictures from the story to review the story.</p> <ul style="list-style-type: none"> Lesson 1 Game: Deep Down Detectives Clue Hunt Lesson 2 Game: Run to the Grocery Store Lesson 3 Game: Who's in the Basket? <div>   </div> <p>Discussion Questions</p>
Coloring Pages/ Take Home Sheets <i>in Appendix C</i> 	<p>A coloring page related to the lesson assignment question is provided for each lesson. On the back of each are the key concepts, a few questions and a song for parents to use with their children.</p> <p>NOTE: Upgrade your coloring sheet to a more interesting craft by offering simple embellishments, such as jiggly eyes, craft sand, glitter, glitter glue, colored paper dots (made with a hole punch), fabric scraps, etc. Make cut-to-size glued-on clothes, hair, etc for characters by using a copy of the coloring sheet, cutting out the portions and making them the patterns for whatever you want to cut out of fabric, paper, foil, etc.</p> <ul style="list-style-type: none"> Lesson 1 Coloring Sheet Emphasis: Bible Truth Lesson 2 Coloring Sheet Emphasis: Bible Verse Lesson 3 Coloring Sheet Emphasis: ACTS Prayer <div>   </div> <p>Discussion Questions</p>
Extra Crafts: Big Question Craft <i>in Appendix C</i> Bible Verse Craft <i>in Appendix C</i> Bible Story Puzzle <i>in Appendix C</i>	<p>These crafts are slightly more complex than the coloring/take home sheets:</p> <p>The Bible Concept Go-and-Tell Craft is a craft that summarizes the Bible concept and includes the Bible verse is included for those desiring more than a coloring sheet. This more complex craft will involve gluing, sticking, etc. Can be used at any time.</p> <p>The Bible Story Coloring Sheet provides a tie in between the Bible story and the Bible truth they are learning.</p> <p>The Storyboard Picture Placement Page has been made into a puzzle that can be cut out and re-assembled by the children. This provides a nice summary of the story.</p> <div>   </div> <p>Discussion Questions</p>
Free Play Activities  <i>ideas in Appendix D</i>	<p>Offer your own or some of the easy-to-make, free play activities suggested in Appendix D.</p>

Lesson Plan: Big Question 11, Bible Truth 1

use with all THREE lessons

p.11**4. CLOSING CIRCLE TIME** *(End-of-session activities for the last 5-10 minutes of class time)* = short & simple lesson plan

<p>Transition to Closing Circle</p> <p>Classroom Song, verse 3</p> <p><i>lyrics and sheet music, Appendix A</i></p>	<p><i>Use this song to help the children transition in an orderly fashion. Start singing this song and ask the children to gather with you for Closing Circle Time.</i></p> <p>Classroom Song, verse 3 <i>DDD ESV Songs 11, track 3</i></p> <p>It's time to get ready to go and tell, It's time to get ready to go and tell, Come gather here with me.</p>
<p>Closing Circle Time</p> <p>Classroom Song, verse 4</p> <p><i>lyrics and sheet music, Appendix A</i></p>	<p><i>When children are settled in the circle, say:</i></p> <p>"It's almost time for your parents to come pick you up. And do you know what that means? It means.... (draw this out to build anticipation and excitement)...that it's almost time to go home and....it's almost time to...Go and Tell! We have learned some big news about God today. God wants us to take and tell it to the whole world!"</p> <p>Classroom Song, verse 4 <i>DDD ESV Songs 11, track 4</i></p> <p>So what's our big news to go and tell, So what's our big news to go and tell, Can you tell me now?</p>
<p>Big News to Tell</p> <p>Big Question 11</p> <p><small>VISUAL AID</small></p> <p></p> <p><i>*found in DDD Unit 11 Visual Aids, ESV Book lyrics and sheet music, Appendix A</i></p> <p>Big Question 11, Bible Truth 1</p> <p><small>VISUAL AID</small></p> <p></p>	<p>"Let's see....there's so much big news to tell! There's so much we've learned!</p> <p>First of all, can you tell me the answer to our Big Question: "How Can We Be Saved?" Hold up the Bible Truth Clue Picture.</p> <p>Say the answer with me: "It Is God's Free Gift!"</p> <p><i>(If desired, you can sing one/both of the Big Question songs.)</i> <i>DDD ESV Songs 11, tracks 12,13</i></p> <p>And what's one way He does this? What did we learn? <i>Point to the picture.</i></p> <p>When We Tell God Our Sins and Turn Away from Them!</p> <p>"And how do I know this is true? Can you tell me?</p> <p>Say it with me: "The Bible tells me so!" That's right!</p>
<p>Big Question 11 Bible Truth 1 Bible Verse</p> <p><small>VISUAL AID</small></p> <p></p> <p><i>*found in the DDD Unit 11 Visual Aids, ESV Book lyrics and sheet music, Appendix A</i></p>	<p>We learned: 1 John 1:8-9, ESV</p> <p>"If we say we have no sin, we deceive ourselves, and the truth is not in us. If we confess our sins, he is faithful and just to forgive us our sins and to cleanse us from all unrighteousness."</p> <p>Learn a Little: "If we confess our sins, he is faithful to forgive our sins."</p> <p>What does that mean?</p> <p>This verse reminds us that we are all sinners. We deceive ourselves, if we think we are not. But, the good news is, that if we admit we are sinners and confess our sins to God, He is faithful and just and will forgive us our sins and save us through Jesus.</p> <p><i>(If desired, you can sing the Bible verse song.)</i> <i>DDD ESV Songs 11, track 17</i></p>

Lesson Plan: Big Question 11, Bible Truth 1

use with all THREE lessons

p.12**4. CLOSING CIRCLE TIME, continued**

= follow the stars for a short & simple lesson plan

Closing ACTS Prayer Time ACTS Prayer Chant <i>lyrics and sheet music, Appendix A</i>	<p><i>Let's ask God to help us to remember this and even tell others this good news. Let's get ready and pray our ACTS prayer.</i></p> <p><i>And what does ACTS mean? Let's sing/say our ACTS Prayer Chant!</i></p> <p>ACTS Prayer Chant Song <i>DDD ESV Songs 11, tracks 10,11</i></p> <p>A, Adoration, God, we praise You! C, Confession, Forgive us our sins. T, Thanksgiving, Thank You for Jesus, S, Supplication, Help us to live like Him.</p> <p style="text-align: right;">That's the ACTS prayer, my friend, Bow your head, Close your eyes, Shhh, Let's begin.</p>
Closing ACTS Prayer	<p>"Let's pray!"</p> <p><i>Lead the children in the ACTS prayer for this Bible Truth.</i></p> <p>A God, we praise You for being faithful and just and able to forgive our sins.</p> <p>C God, we confess that we are all sinners who need You to save us. We can never be acceptable to You on our own. We need Jesus to save us!</p> <p>T Thank You, God for being willing to forgive all our sins, when we confess them and trust in Jesus as our Savior.</p> <p>S God, work in our hearts. Make us aware of our sins and our need for Jesus to save us. Help us to confess our sins to You and turn away from them. Help us to trust in Jesus as our Savior. Be our Heavenly Father! Make us Your adopted children who love You and who You will love forever.</p> <p>In Jesus' name we pray, Amen.</p>
5. TAKING IT HOME <i>(Take Home Sheet)</i>	
Clean up and Dismissal	<p>"Now it's time to work together and clean up."</p> <p><i>Have the children join you in cleaning up the room.</i></p>
Coloring Pages/ Take Home Sheets <i>in Appendix C</i>	<p><i>Give out the craft/take home sheet and any other papers from the session, as you dismiss children from class.</i></p> <p><i>(Reminder: The back side of the coloring page is the take home sheet for each lesson.)</i></p>
Bible Story to Take-Home <i>in Appendix C</i>	<p>You may also want to include a copy of the story along with the take home sheet. (However, each coloring sheet/take home sheet includes a note to parents telling where they can download the story from the Parent Resources section on the website.</p>

Bible Story for Big Question 11, Bible Truth 1

use with all THREE lessons

Place
story in

take out

P.1**The Case of the Changed Climber***Luke 19:1-9***Story-telling Tips**

Ahead of time:

1. Read the Bible verses and story. Pray!
2. Choose story action cues and prepare storyboard figures/Story Scenes, if using. (In Visual Aids book)
3. Practice telling story with the storyboard figures/Story Scenes, timing your presentation. Shorten, if necessary.

During your presentation:

1. Maintain as much eye contact as possible as you tell the story.
2. Put up storyboard figures/add story action cues/hold up Story Scenes as you tell the story. Allow the children to help you put them on the board, if desired.
3. Include the children in your story with a few questions about what they think will happen or words/concepts that might be new to them.
4. Watch the kids for signs that their attention span has been reached. Shorten, if necessary.

INTRODUCTION/ LISTENING ASSIGNMENTS

"Our story is called: The Case of the Changed Climber. Here is your listening assignment." Read from Detective Dan's Listening Assignment signs, but questions are summarized below:

Detective Dan's Lesson #1 Listening Assignment:

I need to find out:

- 1. Who was the climber and why did he climb?**
- 2. How did he change?**

Detective Dan's Lesson #2 Listening Assignment:**Our Bible Verse is 1 John 1:8-9, ESV**

"If we say we have no sin, we deceive ourselves, and the truth is not in us. If we confess our sins, he is faithful and just to forgive us our sins and to cleanse us from all unrighteousness."

I need to find out:

- 1. Who wanted to confess their sins and be forgiven by God?**
- 2. Who didn't think he should be forgiven? Who did think he should be forgiven?**

Detective Dan's Lesson #3 Listening Assignment:

I found six clues, but only 4 of them are in the story.

Our six clues were: a tree, a cow, a bag of money, a king, an umbrella, and yummy food.

Hold each of them up for the children to see as you identify them.

I need to figure out:

- 1. Which four belong in the story and which two don't?**
- 2. Who confessed their sins to God and was forgiven? Who gave back the money he had stolen?**

Read the assignment questions, THEN SAY,

"Ok, Deep Down Detectives! Put on your best listening ears and see if you can hear the answers to Detective Dan's questions. When I finish telling the story, we will see if we can answer all the questions."

Read the Bible Truth story, answer questions, present the gospel and lead in prayer.

Answers to questions; the gospel; and, ACTS prayer are included with the story text.

The Case of the Changed Climber *Luke 19:1-9*

Story with lines separating paragraphs (text in bold, optional interaction cues in italics) Numbers correspond to storyboard pictures and placement upon the storyboard. Always feel free to use less pictures, if it's best for your kids. Simply black out the numbers next to pictures you do not plan to use. All pictures are found in the Visual Aids book. Put BG (background) pictures on storyboard ahead of time. SB pictures (listed below in story text) are added to board as you tell the story. These numbers are also found on the back of each picture. Tip: Stack pictures in numerical before telling story for easy use. Use sticky-back velcro to attach pictures to storyboard felt. Use sticky-tac putty to stick a picture on top of another picture. OR, if using the Story Scenes to tell the story, disregard the storyboard picture references listed below.

Zacchaeus was a (SB1) rich, rich, rich man! He could have lots of fine clothes. He could have a big, big house. He could eat all the yummiest foods. He could buy all the nice things he liked. Yes. Zacchaeus could have almost anything he wanted because he was so rich.

But even though Zacchaeus could have almost anything he wanted, most anything money could buy, there was something that Zacchaeus did not have. Because... it was something money could not buy.

What do you think Zacchaeus wanted that money could not buy?

Zacchaeus wanted (SB2) God to forgive his sins.

Now we know that no one deserves for God to forgive their sins. We have all disobeyed God and all deserve His punishment. But to many, Zacchaeus ESPECIALLY didn't deserve to have his sins forgiven.

You see, (SB3) Zacchaeus chose to work for Caesar, the big king in Rome whose soldiers had taken over Israel, the country where Zacchaeus and the other people lived. And one of the big things Caesar wanted from the people in Israel was MONEY. TAX MONEY.

The people of Israel hated to give the king tax money, and (SB4) most of them refused to help him collect it. But not Zacchaeus. Zacchaeus loved money and when the king offered to give him lots of money to collect taxes, Zacchaeus agreed.

"Zacchaeus, collect all my tax money for me, and any extra you can squeeze and bully out of everyone that will be your pay," the big, Roman king promised.

So that's what Zacchaeus did! (SB5) He set up a booth along the road outside of Jericho (the important city where he lived) (SB6) to collect lots of money from the buyers and sellers who carried their goods along the road. And inside of Jericho, he went knocking on every door, "Bang, bang, bang," and ordered everyone to pay tax money, too.

Rich people (SB7), poor people (SB8). Healthy people (SB9), sick people (SB10). Everyone was ordered to pay, no matter how hard it was for them. The people didn't want to pay, but that didn't stop Zacchaeus. He took soldiers with him and they did whatever was needed to make them pay. And pay they did... the amount Caesar wanted for his taxes... and a lot more. Zacchaeus didn't mind if the people were scared. He didn't mind if he took too much money and made their lives sad. He didn't care what happened to those people. He only wanted more money for himself.

That's how Zacchaeus got to be so rich, rich, rich (SB11). And that's why some people, especially the people in his town of Jericho, felt Zacchaeus especially did not deserve to be to receive God's forgiveness.

(SB12) "How could God forgive someone like Zacchaeus", they exclaimed. "He such a mean old greedy bully. Surely there is no forgiveness for someone like that!"

What do you think? Were the people right? Did Zacchaeus ever deserve God's forgiveness?

Bible Story for Big Question 11, Bible Truth 1

use with all THREE lessons

P.3*Story with lines separating paragraphs (text in bold, optional interaction cues in italics)*

You might think that all that money made Zacchaeus happy, and perhaps it did for a while. You see, fine clothes, a big, big house, yummy food, nice things are wonderful to have; but in the end, all those good things are never enough.

Why do you think all those good things would never be enough to make Zacchaeus happy?

Why? Because God made us to know, love and obey Him. He, alone, can make us truly happy.

And that's why deep down in his heart, Zacchaeus was very UN-happy, even with all of that money and all of those nice things. They would never be enough to satisfy him.

(SB13) What was worse, Zacchaeus knew God's laws, and he knew that he had broken them. He had done many terrible things to the people in his town and the people that passed along the road. He had hurt those people and now they hated him.

Worst of all, Zacchaeus knew that he had chosen to turn away from God and His good ways. He had rebelled against God and deserved His punishment. It seemed like there was no way for Zacchaeus come back to God now. Why, a man who had done the bad things he had done was not even allowed to worship in the worship house! How could a man this bad ever find forgiveness from God? Surely there was no way!

Do you think there was no way for a bad man like Zacchaeus to come to God? Yes, there was!

Yes, there WAS a way to be forgiven. God had made a way through Jesus, as Zacchaeus found out one day.

(SB14) Jesus and a big crowd of people were passing through Zacchaeus' town on the way to the big city of Jerusalem.

"Jesus is coming! Jesus is coming!" the people spread the exciting news throughout the town. (SB15) They gathered along the sides of the road to see Him, squeezing together until there was no more room! It seemed that everyone in that town wanted to listen to Jesus teach about God and watch Him do amazing things by God's great power.

(SB16) Zacchaeus tried to join the crowd to see Jesus, too, but no one would make room for him along the road. He stood behind the crowd and tried look over their heads, but he was such a short, little man that he couldn't see anything. Oh, if someone would just let him through to the front so he could see Jesus, too! But why would people help HIM after all the terrible things he had done?

"I must see Jesus! I must see Jesus!" Zacchaeus thought. He would not give up! Up! Why that was it! Zacchaeus had an idea!

What do you think Zacchaeus was going to do?

(SB17) Zacchaeus would climb up a tree, then he could see Jesus...and no one could bother him there!

So that is just what Zacchaeus did! He ran down the road, beyond the crowd and climbed up, up, up a big sycamore tree. Zacchaeus sat on his tree branch and watched as Jesus and the people with him walk along the road, coming closer and closer and closer. What would happen? Would Jesus see Zacchaeus?

Do you think? Would Jesus see Zacchaeus hiding up in that tree?

Story with lines separating paragraphs (text in bold, optional interaction cues in italics)

Now, nothing would have been easier than for Jesus to miss the short, little man hiding up among the leaves, but Jesus didn't miss Zacchaeus. Jesus knew all about him. He knew all the terrible things Zacchaeus had done. He knew the sin in Zacchaeus' heart that made him so unhappy and separated him from God. And Jesus knew that He could bring Zacchaeus the forgiveness from God he longed for.

So, instead of passing by Zacchaeus, (SB18) Jesus led the crowd of people right up to that tree and stopped. He looked up through the leaves and straight at Zacchaeus.

What would Jesus say to Zacchaeus? What would Jesus DO to Zacchaeus? Zacchaeus was such a bad man and Jesus was so good! Would Jesus say angry things to Zacchaeus for all the bad things he had done? Would Jesus tell him there was no hope for a bad man like him?

What do you think Jesus would say to Zacchaeus?

Jesus had good news for Zacchaeus! He had come to seek out people who knew they had broken God's laws and bring them to God...even bad, bad men like Zacchaeus. Jesus came to bring them God's forgiveness and to save them from God's punishment.

So, Jesus looked up at Zacchaeus and said, "(SB19) Zacchaeus, hurry and come down, for I must stay at your house today!"

Zacchaeus was shocked and so happy! Good teachers like Jesus never asked to stay at the house of bad men like him, no matter how rich they were! Zacchaeus knew what this meant! Jesus wasn't just asking to stay at his big house to enjoy his nice things and yummy food. Jesus was asking to stay at his house to welcome him back to God!

Oh, what wonderful news! More than all the fine clothes, the big house, the yummy food and the nice things in the world, Zacchaeus wanted to be welcomed back to God! Oh, how he wanted God's forgiveness for his sins!

(SB20) Right then and there, God's Holy Spirit did a wonderful thing in Zacchaeus' heart. He helped Zacchaeus to turn away from disobeying God and to trust in Jesus as his Savior. Zacchaeus was forgiven by God for all the terrible things he had done! God had saved Zacchaeus through Jesus!

All the town's people were shocked at Jesus' words, too. But they were NOT happy!

Why do you think they weren't happy?

"(SB21) How can Jesus stay with such a bad, bad man who has done such terrible things to us and has broken God's laws! He has lied and cheated us. He has shouted at us and hurt us. He has used soldiers to scare us! He is such a bad man that he is not even allowed to go into the worship place! A good teacher like Jesus shouldn't have anything to do with this man, and he certainly shouldn't stay at his house!" they grumbled."

Both Jesus and Zacchaeus knew that the towns' people were right. Yes, Zacchaeus had been a bad, bad man and had done terrible things to them and had broken God's laws. And no, he did NOT deserve for Jesus to stay with him.

Bible Story for Big Question 11, Bible Truth 1

use with all THREE lessons

P.5*Story with lines separating paragraphs (text in bold, optional interaction cues in italics)*

But both Jesus and Zacchaeus know that those town's people were wrong about something, too! God had worked in Zacchaeus' heart. God had helped Zacchaeus turn away from disobeying Him. God had helped Zacchaeus turn away from his old, bad ways, and trust in Jesus as his Savior. God had forgiven Zacchaeus! Zacchaeus was not the man he used to be. He was a changed man now!

Zacchaeus came down from that tree and showed all those people just how changed he was. In front of them all he said to Jesus, "(SB22) Jesus, I'm going to give half of all my money and nice things to poor people. And to all the people I cheated, I will give them back everything I took from them and a whole lot more!" he promised.

"(SB23) How amazing!" thought the town's people. "This doesn't sound like the same bad, bad Zacchaeus who had lied and cheated them, and had shouted at them and hurt them," the town's' people thought. "This sounds like a new man. A man who loves God and wants to obey Him."

And of course, that is exactly what Zacchaeus had become. God had changed him that very day. He helped him turn away from disobeying God and trust in Jesus as his Savior.

Jesus said to Zacchaeus and all the people, "God sent Me to seek and save people from their sins. And this is just what has happened today. God has forgiven Zacchaeus this day! God has made him one of His people!"

Cracking the Case: (story wrap-up for Listening Assignments)

It's time to see how we did with our Listening Assignment.

Detective Dan's Lesson 1 Listening Assignment:**1. Who was the climber and why did he climb?**

Zacchaeus was the climber. He climbed up a tree, so he could see Jesus.

2. How did he change? Zacchaeus turned away from his sins. He stopped being a mean, greedy cheat. He put his trust in Jesus as his Savior and God for gave his sins and made him one of his people.

What about You and Me?

Like Zacchaeus, we All have disobeyed God and deserve his punishment. How sad! But like Zacchaeus, we too can confess our sins to God and turn away from them. We can trust in Jesus is our savior. And if we do, God will forgive our sins and make us one of his people just like he did for Zacchaeus.

Detective Dan's Lesson 2 Listening Assignment:**Our Bible Verse is 1 John 1:8-9, ESV**

"If we say we have no sin, we deceive ourselves, and the truth is not in us. If we confess our sins, he is faithful and just to forgive us our sins and to cleanse us from all unrighteousness."

1. Who wanted to confess their sins and be forgiven by God? Zacchaeus did.

2. Who didn't think he should be forgiven? Who did think he should be forgiven? The people in Zacchaeus' town of Jericho didn't think Zacchaeus should be forgiven by God. He was too bad of a man. But Jesus welcomed Zacchaeus to be forgiven by God.

What about you and me?

No one is too bad to be forgiven their sins by God. All who turn away from their sins and trust in Jesus as their Savior will be saved will be forgiven their sins and saved! God can do this for you and me, too. Ask Him! He loves to answer this prayer.

Detective Dan's Lesson 3 Listening Assignment:

Our six clues were: a tree, a cow, a bag of money, a king, an umbrella, and yummy food.

1. Which four belong in our story?

The tree, the bag of money, the king and the yummy food belong. The cow and the umbrella do not.

2. Who confessed their sins to God and was forgiven?**Who gave back the money he had stolen?**

Zacchaeus did.

For You and Me:

Like Zacchaeus we are sinners who need to confess our sins to God. Like Zacchaeus, if we do and turn to trust in Jesus as our Savior, God will forgive our sins we can become one of His dearly loved people forever.

The Gospel (story wrap-up if NOT using Listening Assignments)**Our Bible Truth is:****How Can We Be Saved?****It Is God's Free Gift...****"When We Tell God Our Sins and Turn Away from Them!**

Not just people like Zacchaeus who do lots of bad things need to be saved. We all do! For we all have chosen to disobey God and we all deserve God's punishment for our sins.

What good news we have, though! God promises to save all who turn away from disobeying Him and trust in Jesus as their Savior...even you and me!

Let's ask God to work in our hearts, just like He worked in Zacchaeus' heart. Let's ask Him to help us to turn away from disobeying Him and trust in Jesus as our Savior, that we, too, might be saved.

Close in prayer.

Closing ACTS Prayer

- A** God, we praise You for being faithful and just and able to forgive our sins.
- C** God, we confess that we are all sinners who need You to save us. We can never be acceptable to You on our own. We need Jesus to save us!
- T** Thank You, God for being willing to forgive all our sins, when we confess them and trust in Jesus as our Savior.
- S** God, work in our hearts. Make us aware of our sins and our need for Jesus to save us. Help us to confess our sins to You and turn away from them. Help us to trust in Jesus as our Savior. Be our Heavenly Father! Make us Your adopted children who love You and who You will love forever. In Jesus' name we pray, Amen.

Go to Lesson Plan, p.9 for the script to the rest of the lesson.

Deep Down Discussion Sheet

use with all THREE lessons

Use with all
response activities
for deeper learning**P.1***Questions to aid discussion of the key concepts and for use in games*

Be familiar with these questions and answers. Look for opportunities to ask questions and discuss their answers, such as while the children work on their coloring pages, as part of their response games, or during play time. Remember: your goal isn't to ask all these questions or only talk to the children about these things. It is to be deliberate in having good conversations with them, however much or little you have.

BIG QUESTION Meaning Discussion Questions	<p>How Can We Be Saved? It Is God's Free Gift!</p> <p>We all have disobeyed God. We have all lost the wonderful special closeness with God that He meant for us to have with Him. No matter how hard we try, we can't ever be good enough to win back special closeness with God. No, we can't save ourselves, but God can. That's why He sent Jesus: to save us as a free gift from Him. Anyone who says "sorry" to God for their sins and trusts in Jesus as their Savior, He will forgive all their sins. God will give them special closeness with Himself right now. Then one day, He will take them to live with Him forever. This is the free gift God offers to you and me. God is so kind to us!</p> <p><i>choose a few</i></p> <ol style="list-style-type: none"> 1. How can we be saved? <i>It is God's free gift.</i> 2. Who has disobeyed God? <i>We all have.</i> 3. What happened to the special closeness with God that God created us to have? <i>We lost it because we are sinners.</i> 4. Can we ever be good enough to win back special closeness with God? <i>No, we cannot.</i> 5. Who did God send as a free gift to save us? <i>Jesus.</i> 6. What must we do to receive God's free gift of salvation? <i>Say "no" to disobeying God, and trust in Jesus as our Savior.</i> 7. What does God promise to all who do this? <i>Forgive them for disobeying Him and give them special closeness with Him even now. Then, after their bodies die, He will bring them to live with Him, happy forever!</i>
BIBLE TRUTH Meaning Discussion Questions	<p>It Is God's Free Gift...When We Tell God Our Sins and Turn Away from Them!</p> <p>We are all sinners who disobey God. We hear God's Big Rules --His laws-- and we know that we have broken them. We hear how we are supposed to love God and His good ways, and we know that we do not. We hear about God's punishment for sin, and we know that we deserve it.</p> <p>But God doesn't want us to have His punishment for our sins. He wants to save us from it. How? God wants us to tell Him our sins and ask for His forgiveness through His Son, Jesus. He wants us to turn away from a life of disobeying Him and ask Him to help us to live for Him instead.</p> <p>If we do these things, God promises to forgive our sins and make us His very own people. He will give us special closeness with Him our whole lives here on earth. And after our bodies die, we will go to live perfectly happily with Him forever.</p> <p><i>choose a few</i></p> <ol style="list-style-type: none"> 1. Who are sinners? <i>We all are.</i> 2. When we hear God's big rules, His laws, what do we know? <i>That we have broken them.</i> 3. When we hear we are supposed to love God and His good ways, what do we know? <i>That we do not love Him or His good ways as we should.</i> 4. When we hear about God's punishment for sin what do we know? <i>That we deserve it.</i> 5. Does God want us to have His punishment for sin? <i>No, He does not. He wants to save us.</i> 6. How can we be saved? <i>By telling Him our sins, turning away from wanting to disobey Him; and trusting in Jesus as our Savior.</i>

Deep Down Discussion Sheet

use with all THREE lessons

P.2*Questions to aid discussion of the key concepts and for use in games*

THE GOSPEL	<p>What is God's good news for you and me? <i>The gospel! How Can We Be Saved? It Is His Free Gift.. When We Tell God Our Sins and Turn Away from Them. God gave us His laws in His Word, the Bible, so we could know how to live lives that please Him. But even though we know God's laws, we do not keep them, do we? No, we all break them. We choose to disobey God and we all deserve God's punishment for our sins! How sad! God would have been perfectly fair to give us all the punishment we deserve for breaking His laws. He is holy and good. But God is so rich in mercy. He chose to give us something better than we deserve. He sent His Son Jesus to live a perfect. Yes! Jesus kept every, single one of God's laws! And on the cross, He suffered and died, giving His perfect life as the full payment for the sins of all who turn away from their sins and trust in Him as their Savior. On the third day, Jesus rose from the dead. On the third day, Jesus rose from the dead. He had really beaten sin and death! Because of Jesus, all who trust in Him as their Savior get to enjoy wonderful, special closeness with God as His special people, now and will go to live with Him forever. We can be God's people when we turn from our sins and trust in Jesus as our Savior. Ask Him to help you! He loves to do this!</i></p>
BIBLE TRUTH BIBLE VERSE Meaning Discussion Questions <i>(choose a few)</i>	<p>"If we say we have no sin, we deceive ourselves, and the truth is not in us. If we confess our sins, he is faithful and just to forgive us our sins and to cleanse us from all unrighteousness." --1 John 1:8-9, ESV</p> <p>Learn a Little: "If we confess our sins, he is faithful to forgive our sins."</p> <p>This verse reminds us that we are all sinners. We deceive ourselves, if we think we are not. But, the good news is, that if we admit we are sinners and confess our sins to God, He is faithful and just and will forgive us our sins and save us through Jesus.</p> <ol style="list-style-type: none"> 1. If we say we are without sin, who do we deceive (who are we fooling)? <i>Ourselves.</i> 2. Who is faithful to forgive our sins, if we confess them to Him? <i>God is.</i> 3. What does God purify us from when we confess our sins to Him? <i>All unrighteousness. That means He treats us as if we have never disobeyed Him.</i> 4. What do we need to do for God to forgive our sins? <i>We need to confess our sins to God, telling Him that we know that we have disobeyed Him and deserve His punishment. We need to turn away from our sins and trust in Jesus as our Savior. God promises to forgive the sins of all who do!</i>
BIBLE STORY Discussion Questions	<p>The Case of the Changed Climber <i>choose a few</i></p> <ol style="list-style-type: none"> 1. What did Zacchaeus have? <i>Just about everything that money could buy.</i> 2. What did Zacchaeus want that money couldn't buy? <i>He wanted God's forgiveness.</i> 3. What kinds of bad things did Zacchaeus do to get all his money? <i>Good food, a nice house, beautiful clothes, and just about whatever else he wanted.</i> 4. What special place was Zacchaeus not allowed to go to because of the bad things he did? <i>The place to worship God.</i> 5. Why did Zacchaeus climb the tree? <i>He was too short to see Jesus and no one would make a place for him along the road.</i> 6. What did Jesus tell Zacchaeus to do? <i>To come down from the tree and take Him to his house to be his guest.</i> 7. What did Jesus offer Zacchaeus? <i>Forgiveness from his sins.</i> 8. What did Zacchaeus do that showed that he really had turned away from his sins and trusted in Jesus as his Savior? <i>He promised to pay back all the people whose money he had wrongly taken.</i> 9. Who worked in Zacchaeus' heart so that he would be changed? <i>The Holy Spirit.</i> 10. How can we have God's forgiveness for our sins? <i>By turning away from our sins and trusting in Jesus as our Savior.</i>