

DEEP DOWN DETECTIVES

**Curriculum Resources
for Unit 12, Bible Truth 1:**



**How Should God's People Live?
They Should Live Like Jesus...**

By Asking God for His Help!

Session Prep (especially good for newbies!)

Pray!



Pray for the Holy Spirit to be at work in your and the children's hearts.

Review



If new to the curriculum, look at the **Getting Started with Deep Down Detectives section of the Core Curriculum book.** (p.5) It will be especially helpful to read through the Deep Down Detectives section of **The Praise Factory Tour: Extended Version Book.** This is a visual way to understand what goes on in the classroom. (A pdf of the book is found in the samples section on the website.)

Look through and Learn the Lesson



Read over **lesson plan.** Practice any **songs or action rhymes** you are using. Choose/make up motions to go with these. Choose less with younger children and more with older preschoolers. **Practice the lesson with the visual aids** and using the Big Question Box/Briefcase.

Read and Rehearse the Bible Story with Pictures



Read the Bible story from the Bible. Read the curriculum version. Practice telling it with the storyboard pictures. (If you have not previously laminated the story pictures, do that now.)

Let There Be Music



Download the music and listen to the songs. Choose which of the songs you will use with the children. If using live musicians, make sure they have the sheet music (Appendix A, Core Curriculum book).

Put the Props in Place



1. Prepare your Visual Aids. Put the Big Question, Unit Bible Truths, Bible Truth, Bible Verse, and Listening Assignment signs, as well as the Bible Story script in one side of the Bible folder.
2. Get out your storyboard. Put all background pictures in place (they have a BG by the number). Put the rest of the storyboard pictures (these have a SB by the number) in order of use in the other side of the Bible folder.
3. Put the DDD Bible Folder as well as the Big Question sign in the Big Question Box/Briefcase and shut it. If your box/briefcase has locks and you want to use the unlocking the box as part of your session, lock it now....but make sure you have the key or know the code first.
4. Prepare the music CD or sheet music or mp3 device for use in your session.

Set Out Free Play Activities



Choose and set up free time activities you will use with the children. Choose a variety of different activities that will be enjoyed by different types of children. Rotate the activities you provide to keep them interesting and fresh to your children. (Suggestions in Appendix D, Core Curriculum books.)

Prepare Any Activities



Choose which (if any) of the Bible Truth games and crafts activities you want to use in the session. Bear in mind your time frame as well as the developmental abilities and attention span of your children as you decide which/how many to prepare. **Look over the Discussion Sheet** and choose a few questions you might use to spark discussion with the children as they do their activities (especially good for ages 3's+). Pray for God to give you opportunities to talk about these things with the children.

Let Them Take It with Them



Make copies of the craft/take home sheets, if you are not already using them as one of your activities. You may also want to make copies of the story (see take-home version of each story included in Appendix C with the other take home resources) to have for parents to use with their children at home. There's a link on each craft/take home sheet to the story, if you don't make hard copies.

Store It



After your session is over, collect the resources and store them for future use. This curriculum can be used over and over for years to come.

Unit 12: God's People Live for Him

UNIT OVERVIEW

We become God's people when we turn away from our sins and trust in Jesus as our Savior. When we do, God forgives our sins and we begin a whole new way of life. God's people no longer live life just to please themselves. They want to honor God with their whole lives, like Jesus did. They seek to love God most of all and love all people, too.

In this unit we will learn eight ways that God's people live for Him.

UNIT BIBLE VERSE: Ephesians 5:1-2

"Be imitators of God, as beloved children. And walk in love, as Christ loved us and gave himself up for us."

BIG QUESTION UNDER INVESTIGATION: How Should God's People Live?

ANSWER: They Should Live Like Jesus!

OPTIONAL Big Question 12 INTRODUCTION LESSON (Use Hide 'n' Seek Kids Unit 12 Material)

Story: The Case of the Runaway Who Came Back *Philemon*

Bible Verse: Ephesians 5:1-2

➔ BIBLE TRUTH 1: By Asking God for His Help (3 Lessons Available)

Story: The Case of the Hardest Thing *Matthew 26-28; Mark 14-16; Luke 22-24; John 18-21*

Bible Verse: Hebrews 4:16

BIBLE TRUTH 2: By Loving God Most of All (3 Lessons Available)

Story: The Case of the Man Who Left His Money *Matthew 9; Mark 2; Luke 5*

Bible Verse: Deuteronomy 6:4-5

BIBLE TRUTH 3: By Loving Other People As God Has Loved Them

(3 Lessons Available)

Story: The Case of the Man Who Kept on Loving *Acts 6-7*

Luke 3:15-18, 21-23; John 1:19-34

Bible Verse: 1 Corinthians 13:4-8,13

BIBLE TRUTH 4: By Trusting God and Being Happy with What He Wants (3 Lessons Available)

Story: The Case of the Faith that Faced Fire *Daniel 1-3*

Bible Verse: Proverbs 3:5-6

BIBLE TRUTH 5: By Learning God's Word and Obeying It (3 Lessons Available)

Story: The Case of the Lost Treasure *2 Kings 22; 23:1-20; 24; 2 Chronicles 34:8-33*

Bible Verse: Psalm 119:11,15-16

BIBLE TRUTH 6: By Saying "No" to Disobeying God (3 Lessons Available)

Story: The Case of the Escape that Waited *1 Samuel 17:19,23-24,27,31; 2 Samuel 5-6*

Bible Verse: 1 Corinthians 10:13

BIBLE TRUTH 7: By Telling the Good News of Jesus (3 Lessons Available)

Story: The Case of the Beautiful, Busy Feet *Acts*

Bible Verse: Romans 10:13-15

BIBLE TRUTH 8: By Making Much of God (3 Lessons Available)

Story: The Case of the Boastful Man

Acts 7-9,22; Romans; 1 & 2 Corinthians; Ephesians; Philippians

Bible Verse: Psalm 66:1-3,5,16

Deep Down Detectives ESV Songs 12 Track Numbers

This is a listing of all songs mentioned in the unit curriculum. You may or may not choose to use all of the songs. They are listed in easy-reference order--NOT in the order used in the curriculum. You may choose to simply burn a CD/load them onto an mp3 device in this order. Or, you may want to do what we do: choose the songs we want to use and create a play list of them in that order. Then, we burn a CD/upload the play list onto an mp3 device. A teacher only has to click forward to the next song, instead of hunting for the right track. The track number have been included as part of the title of each song, teachers will still have a reference to the track number listed in the curriculum (same as those listed below), even if you change the order on your customized play list.

SONGS USED EVERY UNIT OF THE CURRICULUM

- 1 The Classroom Song v.1
- 2 The Classroom Song v.2
- 3 The Classroom Song v.3
- 4 The Classroom Song v.4
- 5 Deep Down Detectives Theme Song
- 6 The Classroom Rules Song
- 7 Let's Pray Song
- 8 The Big Question Box Song
- 9 The Bible Chant Song
- 10 ACTS Prayer Song (Short Version)
- 11 ACTS Prayer Song (Full Version)

Why the Extra Songs?

Deep Down Detectives is a curriculum used by a wide age-span of kids. Sometimes one of the other songs is a better fit for your kids. Or, you may simply want to teach them more songs on the same Bible Truth. Use as many or as few as you want.

UNIT 12: GOD'S PEOPLE LIVE FOR HIM

- 12 Big Q & A 12 Song
- 13 Big Question 12 Song: How Should God's People Live Each Day?
- 14 Big Question 12 Bible Verse Song: Walk in Love Ephesians 5:1-2, ESV
- 15 *Extra Big Question 12 Bible Verse Song: Let Everyone Who Names the Name 2 Timothy 2:19,22, ESV*
- 16 Big Question 12 Hymn: Trust and Obey, v.1
- 17 Big Question 12 Praise Song: I Have Decided to Follow Jesus

How Should God's People Live? They Should Live Like Jesus...

Bible Truth 1: By Asking God for His Help

- 18 Bible Verse: Let Us with Confidence Hebrews 4:16, ESV
- 19 *Extra Bible Verse: Let Us Then Draw Near Hebrews 4:16, ESV (other version)*
- 20 *Extra Bible Verse: Help Us, O God of Our Salvation Psalm 79:9, ESV*
- 21 *Extra Bible Verse: We All With Unveiled Face 2 Corinthians 3:18, ESV*

Bible Truth 2: By Loving Him Most of All

- 22 Bible Verse: Hear, O Hear Deuteronomy 6:4-5, ESV
- 23 *Extra Bible Verse: Your Steadfast Love Is Better than Life Psalm 63:3-4, ESV*

Bible Truth 3: By Loving Other People As God Has Loved Them

- 24 Bible Verse: Love 1 Corinthians 13:4-8,13, ESV
- 25 *Extra Bible Verse: Love Is Patient 1 Corinthians 13:4-8, ESV*

Bible Truth 4: By Trusting God and Being Happy With What He Wants

- 26 Bible Verse: Trust Proverbs 3:5-6, ESV
- 27 *Extra Bible Verse: Trust in the LORD Proverbs 3:5-6, ESV (other version)*
- 28 *Extra Bible Verse: May the God of Hope Romans 15:13, NIV 1984*
- 29 *Extra Bible Verse: Let the Morning Bring Me Psalm 143:5,8, NIV 1984*
- 30 *Extra Bible Verse: For a Little While 1 Peter 1:6-7, NIV 1984*
- 31 *Extra Bible Verse: If God Is for Us Romans 8:31,32,35,37-39, ESV*
- 32 *Extra Bible Verse: Many Walk as Enemies Philippians 3:18,19,20, ESV*
- 33 *Extra Bible Verse: You Were Publicly Exposed Hebrews 10:32-36, ESV*

Bible Truth 5: By Learning God's Word and Obeying It

- 34 Bible Verse: I Have Stored Up Your Word Psalm 119:11,15-16, ESV
- 35 *Extra Bible Verse: If Anyone Loves Me John 14:23, ESV*
- 36 *Extra Bible Verse: Jesus Answered John 14:23-24, ESV (other version)*
- 37 *Extra Bible Verse: For We Are God's Workmanship Ephesians 2:10; 6:7-8, NIV 1984*

Bible Truth 6: By Saying "No" to Disobeying God

- 38 Bible Verse: No Temptation 1 Corinthians 10:13, ESV
- 39 *Extra Bible Verse: No Temptation Has Overtaken You 1 Corinthians 10:13, ESV (other version)*
- 40 *Extra Bible Verse: Count It All Joy James 1:2-4, ESV*

Bible Truth 7: By Telling the Good News of Jesus

- 41 Bible Verse: How Beautiful Romans 10:13-15, ESV
- 42 *Extra Bible Verse: Be My Witnesses Acts 1:8, ESV*

Bible Truth 8: By Making Much of God

- 43 Bible Verse: Shout with Joy to God Psalm 66:1-3,5,9,16, ESV
- 44 *Extra Bible Verse: As Each Has Received a Gift 1 Peter 4:10-11, ESV*
- 45 *Extra Bible Verse: Gift, Gift, Gift 1 Peter 4:10-11, ESV (other version)*
- 46 *Extra Bible Verse: I Will Bless the Lord at All Times Psalm 34:1,3,8,10, ESV*

Big Question 12, Bible Truth 1 Overview: Key Concepts

p.1

Unit 12: God's People Live for Him

Unit Big Question (and Answer): How Should God's People Live? They Should Live Like Jesus!

Unit Bible Verse: "Be imitators of God, as beloved children. And walk in love, as Christ loved us and gave himself up for us." --Ephesians 5:1-2, ESV

Bible Truth 1 Concept: They Should Live Like Jesus...By Asking God for His Help

When Jesus lived on earth, He asked God, His Father, for help to do everything He wanted Him to do. God wants His people to ask Him to help them, too.

The Bible is filled with God's promises to help His people. God's people can pray these promises for themselves. They can pray them for others, too. One of God's best promises is to send the Holy Spirit to keep working in His people's hearts. The Holy Spirit helps them to know what God wants them to do. He makes them strong and brave to do it. God is faithful. He will always help His people to live like Jesus—every single day.

We can become God's people when we turn away from our sins and trust in Jesus as our Savior. Ask God to help you. He loves to answer this prayer!

Bible Truth 1 Bible Verse: Hebrews 4:16

"Let us then with confidence draw near to the throne of grace, that we may receive mercy and find grace to help in time of need."

Learn a Little: "Let us draw near to find help in time of need."

Meaning

Jesus reigns in heaven as the High King over all creation. How He loves God's people! How He listens to their prayers and even prays for them, Himself! He promises to give them everything they need to live for God and do all He wants them to do.

God's people know they can always pray and ask Jesus to help them. They know His answer is always "yes" when they ask Him to help them. He will give them the strength they need to do all He wants them to do. That's why they go boldly and confidently to Jesus with their prayers. He will help them. He will always help them! We can be God's people, too, when we turn away from our sins and trust in Jesus as our Savior.

Bible Truth 1 ACTS Prayer

- A** God, we praise You for giving us Jesus so we can know how You want us to live.
- C** God, please forgive us for not asking You to help us live for You. We love to do things by ourselves, in our own way. We need a Savior!
- T** Thank You, God, for promising to help us live like Jesus. You can help us do what we cannot do ourselves.
- S** God, please work in our hearts. Help us turn away from our sins and trust in Jesus as our Savior. Help us to love You. Help us to live like You want us to live. In Jesus' name we pray, Amen.

Bible Truth 1 Story

The Case of the Hardest Thing

Matthew 26-28; Mark 14-16; Luke 22-24; John 18-21

Big Question 12, Bible Truth 1 Overview: Key Concepts**p.2****Songs Used in Bible Truth 1**

Big Q & A 12 Song

Big Question 12 Song: How Should God's People Live?

Big Question 12 Bible Verse Song: Walk in Love Ephesians 5:1-2, ESV

Extra Big Question 12 Bible Verse Song: Let Everyone Who Names the Name 2 Timothy 2:19,22, ESV

Big Question 12 Hymn: Trust and Obey, v.1

Big Question 12 Praise Song: I Have Decided to Follow Jesus

Bible Truth 1 Bible Verse Song: Let Us with Confidence Hebrews 4:16, ESV

Extra Bible Truth 1 Bible Verse Song: Let Us Then Draw Near Hebrews 4:16, ESV

Extra Bible Truth 1 Bible Verse Song: Help Us, O God of Our Salvation Psalm 79:9, ESV

Extra Bible Truth 1 Bible Verse Song: We All With Unveiled Face 2 Corinthians 3:18, ESV

Lesson Plan: Big Question 12, Bible Truth 1

use with all THREE lessons

p.1**1. GETTING STARTED**

= follow the stars for a short & simple lesson plan

Intake Activity Ideas	Choose one of these open-ended activities to include children as they join the class:																					
Free Play Time <i>suggestions in Appendix D</i>	★ Offer your own or some of the easy-to-make, free play activities suggested in Appendix D.																					
OR Sing-along Music Time <i>lyrics and sheet music, Appendix A</i>	<p>Music from Deep Down Detectives (DDD) ESV Songs 12:</p> <table><tr><td>Big Q & A 12 Song</td><td>DDD ESV Songs 12, track 12</td></tr><tr><td>Big Question 12 Song</td><td>DDD ESV Songs 12, track 13</td></tr><tr><td>Big Question 12 (Unit) Bible Verse Song: Walk in Love Ephesians 5:1-2, ESV</td><td>DDD ESV Songs 12, track 14</td></tr><tr><td>Extra Big Question 12 (Unit) Bible Verse Song: Let Everyone Who Names the Name 2 Timothy 2:19,22, ESV</td><td>DDD ESV Songs 12, track 15</td></tr><tr><td>Big Question 12 Hymn: Trust and Obey, v.1</td><td>DDD ESV Songs 12, track 16</td></tr><tr><td>Big Question 12 Praise Song: I Have Decided to Follow Jesus</td><td>DDD ESV Songs 12, track 17</td></tr><tr><td>Bible Truth 1 Bible Verse Song: Let Us with Confidence Hebrews 4:16, ESV</td><td>DDD ESV Songs 12, track 18</td></tr><tr><td>Bible Truth 1 Extra Bible Verse Song: Let Us Then Draw Near Hebrews 4:16, ESV</td><td>DDD ESV Songs 12, track 19</td></tr><tr><td>Bible Truth 1 Extra Bible Verse Song: Help Us, O God of Our Salvation Psalm 79:9, ESV</td><td>DDD ESV Songs 12, track 20</td></tr><tr><td>Bible Truth 1 Extra Bible Verse Song: We All With Unveiled Face 2 Corinthians 3:18, ESV</td><td>DDD ESV Songs 12, track 21</td></tr></table> <p>Add more fun to Sing-along Music Time by adding a Music, Movement & Memory Activity. These activities are listed on p.10 of this lesson plan with the Response Activities. Instructions found in Appendix B.</p>		Big Q & A 12 Song	DDD ESV Songs 12, track 12	Big Question 12 Song	DDD ESV Songs 12, track 13	Big Question 12 (Unit) Bible Verse Song: Walk in Love Ephesians 5:1-2, ESV	DDD ESV Songs 12, track 14	Extra Big Question 12 (Unit) Bible Verse Song: Let Everyone Who Names the Name 2 Timothy 2:19,22, ESV	DDD ESV Songs 12, track 15	Big Question 12 Hymn: Trust and Obey, v.1	DDD ESV Songs 12, track 16	Big Question 12 Praise Song: I Have Decided to Follow Jesus	DDD ESV Songs 12, track 17	Bible Truth 1 Bible Verse Song: Let Us with Confidence Hebrews 4:16, ESV	DDD ESV Songs 12, track 18	Bible Truth 1 Extra Bible Verse Song: Let Us Then Draw Near Hebrews 4:16, ESV	DDD ESV Songs 12, track 19	Bible Truth 1 Extra Bible Verse Song: Help Us, O God of Our Salvation Psalm 79:9, ESV	DDD ESV Songs 12, track 20	Bible Truth 1 Extra Bible Verse Song: We All With Unveiled Face 2 Corinthians 3:18, ESV	DDD ESV Songs 12, track 21
Big Q & A 12 Song	DDD ESV Songs 12, track 12																					
Big Question 12 Song	DDD ESV Songs 12, track 13																					
Big Question 12 (Unit) Bible Verse Song: Walk in Love Ephesians 5:1-2, ESV	DDD ESV Songs 12, track 14																					
Extra Big Question 12 (Unit) Bible Verse Song: Let Everyone Who Names the Name 2 Timothy 2:19,22, ESV	DDD ESV Songs 12, track 15																					
Big Question 12 Hymn: Trust and Obey, v.1	DDD ESV Songs 12, track 16																					
Big Question 12 Praise Song: I Have Decided to Follow Jesus	DDD ESV Songs 12, track 17																					
Bible Truth 1 Bible Verse Song: Let Us with Confidence Hebrews 4:16, ESV	DDD ESV Songs 12, track 18																					
Bible Truth 1 Extra Bible Verse Song: Let Us Then Draw Near Hebrews 4:16, ESV	DDD ESV Songs 12, track 19																					
Bible Truth 1 Extra Bible Verse Song: Help Us, O God of Our Salvation Psalm 79:9, ESV	DDD ESV Songs 12, track 20																					
Bible Truth 1 Extra Bible Verse Song: We All With Unveiled Face 2 Corinthians 3:18, ESV	DDD ESV Songs 12, track 21																					
OR Bible Verse Memory Game <i>instructions found in Appendix B</i>	<p>Lesson 1 Game: Roll ‘n’ Toss Lesson 2 Game: Block Clapping Lesson 3 Game: Meet, Greet and Keep It Up</p> <p>These activities are also included on p.10 of this lesson plan with the Response Activities.</p>																					
2. OPENING CIRCLE TIME (introduce the Bible Truth and tell the related Bible story)																						
Gathering the Children <i>lyrics and sheet music, Appendix A</i>	<p>Sing verse 1 of The Classroom Song to gather the children for Circle Time.</p> <table><tr><td>The Classroom Song, verse 1</td><td>DDD ESV Songs 12, track 1</td></tr></table> <p>Let’s gather together to worship God, Let’s gather together to worship God, Let’s gather together to worship God, Come gather here with me!</p>		The Classroom Song, verse 1	DDD ESV Songs 12, track 1																		
The Classroom Song, verse 1	DDD ESV Songs 12, track 1																					
Welcome to Deep Down Detectives	★ “Welcome to Deep Down Detectives. We’re so glad you’ve joined us! Detectives are people who look for answers to questions. In Deep Down Detectives, we look for answers to big questions about God. We dig deep down in the truths of God’s Word to find them.”																					

Lesson Plan: Big Question 12, Bible Truth 1

use with all THREE lessons

p.2**2. OPENING CIRCLE TIME, continued**

= follow the stars for a short & simple lesson plan

<p>Deep Down Detectives Theme Song</p> <p><i>lyrics and sheet music, Appendix A</i></p>	<p>"Let's sing our Deep Down Detectives Theme Song."</p> <p> Deep Down Detectives Theme Song DDD ESV Songs 12, track 5</p> <p>We're Deep Down Detectives, diggin' deep in God's Word, For truths about God and His plans for this world, We're seeking to love Him, with all of our heart, We're Deep Down Detectives! Come on! Let's start!</p>
<p>Classroom Rules Song</p> <p><i>lyrics and sheet music, Appendix A</i></p>	<p>There are two very important things that Deep Down Detectives do together: we worship God and we love one another. Our Classroom Rules Song reminds us how we should act. Let's sing it."</p> <p>Classroom Rules Song DDD ESV Songs 12, track 6</p> <p>Shh, be quiet while someone is talking, Raise your hand, if you have something to say, Don't touch your friend, sitting beside you, Obey your teachers, Be kind as you play. These are our classroom rules, These are our classroom rules, They help us worship God and love one another, These are our classroom rules.</p>
<p>Opening Prayer Time</p> <p><i>lyrics and sheet music, Appendix A</i></p>	<p>"Children, we need God's help to keep these rules. Let's ask Him to help us right now. Let's get ready and pray."</p> <p>Let's Pray DDD ESV Songs 12, track 7</p> <p>1-2-3! Fold your hands, Bow your head, Close your eyes. Let's pray! <i>(repeat)</i></p> <p>"Let's pray:"</p> <p> Opening Prayer</p> <p>Dear Lord, We're so glad to get to gather together to worship You! Please help us keep the classroom rules. Please help us to love You and learn about You today. In Jesus' name we pray. Amen.</p>

Lesson Plan: Big Question 12, Bible Truth 1

use with all THREE lessons

p.3**2. OPENING CIRCLE TIME, continued**

= follow the stars for a short & simple lesson plan

Reveal the Big Question**Introduce the Big Question Box/Briefcase***lyrics and sheet music,
Appendix A*

"Detectives INVESTIGATE things. That means they ask questions and look for answers. Deep Down Detectives investigate big questions about God. The Big Question we are investigating today is right inside our Big Question Box/Briefcase.

The Big Question Box Song*DDD ESV Songs 12, track 8*

We've got a big box,
All closed up and locked,
Filled with the truths of God's Word.

We've got a brief case,
There's no time to waste,
Come on, kids, let's open it up!

The Big Question under Investigation*VISUAL take out
AID**of BQB**Big Question &
Answer Sign, front side***found in the DDD Unit 12
Visual Aids, ESV Book*

Ok, who would like to open for me and pull out the Big Question?"

Choose a child to open the box/briefcase, take out the Big Question and hand it to you, then hold up the Big Question sign for all the children to see, and say:



The Big Question we are investigating today is Big Question Number 12:

How Should God's People Live?

and the Answer is:

They Should Live Like Jesus!**Big Question Meaning**

We become God's people when we turn away from our sins and trust in Jesus as our Savior. When we do, God forgives our sins and we begin a whole new way of life. God's people no longer live life just to please themselves. They want to honor God with their whole lives, like Jesus did. They seek to love God most of all and love all people, too.

Big Question Songs

"Let's sing our Big Question Song:

Big Q & A 12 Song*lyrics and sheet music,
Appendix A***Big Q & A 12 Song***DDD ESV Songs 12, track 12**(adapted version of "Twinkle, Twinkle, Little Star")*

How should God's people live each day?
They should live like Jesus!
How should God's people live each day?
How should God's people live each day?
How should God's people live each day?
They should live like Jesus!

2. OPENING CIRCLE TIME, continued

= follow the stars for a short & simple lesson plan

**Learning about
the Big Question
(use one or both)**


Repeat the Big Question and Answer again:

"How Should God's People Live? They Should Live Like Jesus!"

Say: "Hmmm, I wonder what that means... Let's do our action rhyme/sing our song that explains it."

Then do the action rhyme or sing the song using any of the optional motions suggested, if desired.

**Big Question
Action Rhyme**
Big Question 12 Action Rhyme

Jesus loved God,
I should, too!
Jesus loved others,
I should, too!
Jesus prayed to God,
I should, too!
Jesus obeyed God,
I should, too!

God wants me to live like Jesus,
In everything
I think and say and do!

(POSSIBLE ACTIONS)

Point up to God in heaven

Point to self

Point out to others

Point to self

Make prayer hands

Point to self

Point up to God in heaven

Point to self

Point up to God in heaven

Touch head, mouth and walk in place

**Big Question
(Action Rhyme)
Song**


*lyrics and sheet music,
Appendix A*

Big Question 12 (Action Rhyme) Song

DDD ESV Songs 12, track 13

Refrain:

How should God's people live?
How should God's people live?
How should God's people live?
They should live like Jesus!

(POSSIBLE ACTIONS)

Point up to God in heaven

Verse 1

Jesus loved God most of all,
He loved all people, too,
In all that He did and said and thought,
He loved them thru and thru. (Refrain)

Touch heart, then point up to God in heaven

Point out to others

Touch heart

Verse 2

God's people should love God most of all,
They should love others, too,
And God the Holy Spirit,
Will help them in all they do. (Refrain)

Point up to God in heaven

Point out to others

Touch heart

Lesson Plan: Big Question 12, Bible Truth 1

use with all THREE lessons

p.5**2. OPENING CIRCLE TIME, continued**

= follow the stars for a short & simple lesson plan

Learning the Bible Truth

VISUAL take out

AID



of BQB

VISUAL AID

All the Bible Truths Sign

★ "They Should Live Like Jesus" is a good beginning, but there's so more to learn. So it's time for us to dig down even deeper for more answers to our Big Question about God. We're going to be learning **EIGHT** Bible truths that all tell us more about how God wants His people to live.

Who would like to hand me the picture with our eight Bible truths on it? It's in the Big Question Box/Briefcase." *Choose a child to get it and hand it to you, then hold it up and show them the pictures of the eight truths they will be learning.*

After everyone has had a good look, say...

Bible Truth Clue

VISUAL take out

AID



of BQB

Bible Truth Clue Sign,
front side
VISUAL AID

"Ok, now let's look at our Bible Truth Clue sign and see if we can figure out which of these eight truths we will be learning about today. Who would like to get it out of the Big Question Briefcase for me?"

Choose a child to open the briefcase, take out the Bible Truth Clue sign and hand it to you. Hold up the front side for the children to see. Cover up the answer, written along the bottom, and say:

**"How Should God's People Live?
They Should Live Like Jesus!
By Asking God for His ____!"**

We're missing one word. Here's the hint to what the missing word is. It says: "What do we need when we can't do something by ourselves? It starts with an "h" and it rhymes with "yelp."

Hint

Can you guess? It's "HELP!"

So, the Bible Truth we are learning today is:

(uncover answer from bottom of sign, show it to them and say:)

★ **"How Should God's People Live?
They Should Live Like Jesus!
By Asking God for His HELP!"**

And here is what this Bible Truth means: *(read the meaning off of the back of the sign, say:)*

Bible Truth Meaning

★ When Jesus lived on earth, He asked God, His Father, for help to do everything He wanted Him to do. God wants His people to ask Him to help them, too.

The Bible is filled with God's promises to help His people. God's people can pray these promises for themselves. They can pray them for others, too. One of God's best promises is to send the Holy Spirit to keep working in His people's hearts. The Holy Spirit helps them to know what God wants them to do. He makes them strong and brave to do it. God is faithful. He will always help His people to live like Jesus—every single day.

We can become God's people when we turn away from our sins and trust in Jesus as our Savior. Ask God to help you. He loves to answer this prayer!

Lesson Plan: Big Question 12, Bible Truth 1

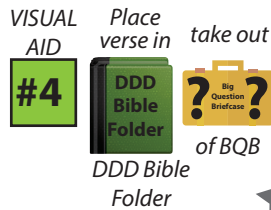
use with all THREE lessons

p.6**2. OPENING CIRCLE TIME, continued**

= follow the stars for a short & simple lesson plan

Learning the Bible Verse**The Bible Chant Song***lyrics and sheet music, Appendix A**"And how do I know this is true? God tells me so in His special book, the Bible."**Say or sing the Bible Chant Song.***The Bible Chant Song***DDD ESV Songs 12, track 9*

The Bible, the Bible,
 Let's get out the Bible.
 Let's hear what God has to say.
 The Bible, the Bible,
 God's given us the Bible.
 It's His Word for us to learn and obey! Yay!

Bible Verse*DDD 12.1 Bible Verse-front side (in the DDD Bible folder)***found in the DDD Unit 12 Visual Aids, ESV Book**"Who would like to get our Bible folder out of the Big Question Briefcase for me?"**Choose a child to open the briefcase, take out the "Bible" folder and hand it to you. Remove the Bible Verse Picture from the "Bible" folder and hold it up for all the children to see, then say:*

Hebrews 4:16 tells us:

★ Hebrews 4:16, ESV

Let us then with confidence draw near to the throne of grace, that we may receive mercy and find grace to help in time of need.

Learn a Little: "Let us draw near to find help in time of need."**Bible Verse Meaning****★ What does that mean?**

Jesus reigns in heaven as the High King over all creation. How He loves God's people! How He listens to their prayers and even prays for them, Himself! He promises to give them everything they need to live for God and do all He wants them to do.

God's people know they can always pray and ask Jesus to help them. They know His answer is always "yes" when they ask Him to help them. He will give them the strength they need to do all He wants them to do. That's why they go boldly and confidently to Jesus with their prayers. He will help them. He will always help them! We can be God's people, too, when we turn away from our sins and trust in Jesus as our Savior.

2. OPENING CIRCLE TIME, continued

★ = follow the stars for a short & simple lesson plan

Bible Verse
Song

lyrics and sheet music,
Appendix A

You might also enjoy:

Let Us Then Draw Near
Hebrews 4:16, ESV
DDD ESV Songs 12,
track 19

Help Us, O God of Our
Salvation
Psalm 79:9, ESV
DDD ESV Songs 12,
track 20

We All With Unveiled Face
2 Corinthians 3:18, ESV
DDD ESV Songs 12,
track 21

We've said our Bible verse, now let's sing it!

Let Us with Confidence: Hebrews 4:16

DDD ESV Songs 12, track 18





Let us then with confidence draw near,
With confidence draw near the throne of grace,
So that we may receive mercy and find grace,
In our time of need,
Hebrews Four, sixteen.

Lesson Plan: Big Question 12, Bible Truth 1

use with all THREE lessons

p.8**2. OPENING CIRCLE TIME, continued**

= follow the stars for a short & simple lesson plan

Getting into the Case	<p>"Now it's time to do a bit more deep down investigating. Let's see what Detective Dan wants us to help him figure out. Would someone like to get it out for me?"</p>
Listening Assignments <div style="display: flex; align-items: center;"> <div style="text-align: center; margin-right: 10px;"> Place in  </div> <div style="text-align: center;"> take out  </div> </div> <div style="text-align: center; margin-top: 5px;"> of BQB </div>	<p>NOTE: Listening assignments are most suitable for ages 3+. Skip straight to the Bible story (see bottom of this page), if working with 2 year olds.</p> <p>"Let's open up our listening assignment and see what we are supposed to figure out today.</p> <p><i>Choose a child to take out the Listening Assignment (from the DDD Bible Folder) and hand it to you. Read Detective Dan's letter to the children that includes the listening assignment. The listening assignments are summarized below:</i></p>
<div style="text-align: center;"> VISUAL AID  DDD Unit 12 Visual Aids, ESV </div>	<p><u>Detective Dan's Lesson #1 Listening Assignment:</u></p> <p>I need to find out:</p> <ol style="list-style-type: none"> 1. Who did the hardest thing? What was it? 2. Who helped Him do it?
<div style="text-align: center;"> VISUAL AID  DDD Unit 12 Visual Aids, ESV </div>	<p><u>Detective Dan's Lesson #2 Listening Assignment:</u></p> <p>Our Bible Verse is Hebrews 4:16, ESV</p> <p>"Let us then with confidence draw near to the throne of grace, that we may receive mercy and find grace to help in time of need."</p> <p>I need to find out:</p> <ol style="list-style-type: none"> 1. What was the very hard thing Jesus was called to do? Who did Jesus cry out to for help? 2. Did he receive the help he needed to do the hard thing God was calling him to do?
<div style="text-align: center;"> VISUAL AID  <i>*Listening Assignment #3 includes the Assignment Sheet, plus 6 clue pictures*</i> DDD Unit 12 Visual Aids, ESV </div>	<p><u>Detective Dan's Lesson #3 Listening Assignment:</u></p> <p>I found six clues, but only 4 of them are in the story.</p> <p>Our six clues were: a dress, an angel, the cross, Jesus, an enemy, and a spider.</p> <p><i>Hold each of them up for the children to see as you identify them.</i></p> <p>I need to figure out:</p> <ol style="list-style-type: none"> 1. Which four belong in the story and which two don't? 2. What did Jesus ask God to do for him? How did God answer His prayer?
<p>Tell the Bible Story</p> <div style="text-align: center; margin-top: 10px;"> <div style="display: flex; align-items: center;"> <div style="text-align: center; margin-right: 10px;"> Place story & pics in  </div> <div style="text-align: center;"> take out  </div> </div> <div style="text-align: center; margin-top: 5px;"> of BQB </div> <div style="text-align: center; margin-top: 10px;"> DDD Unit 12 Visual Aids, ESV </div> <p style="margin-top: 20px;">Story text included in this book right after this lesson plan and in Visual Aids book</p> </div>	<p><i>Then say.</i> "Ok, Deep Down Detectives! Put on your best listening ears and see if you can hear the answers to Detective Dan's questions. When I finish telling the story, we will see if we can answer all the questions."</p> <p>Bible Story: The Case of the Hardest Thing <i>Matthew 26-28; Mark 14-16; Luke 22-24; John 18-21</i></p> <p><i>Read the Bible Truth story, putting up the storyboard pictures as you tell it. Then, have the children answer the listening assignment. Present the gospel and lead in prayer.</i></p> <p><small>*Answers to questions; the gospel; and, ACTS prayer are included with the story text.*</small></p>

Lesson Plan: Big Question 12, Bible Truth 1

use with all THREE lessons

p.9**2. OPENING CIRCLE TIME, continued**

= follow the stars for a short & simple lesson plan

<p>Story Response Song(s)</p> <p>Hymn</p> <p><i>lyrics and sheet music, Appendix A</i></p>	<p><i>As attention span and time allow, you might want to end with one of the following songs which also tie in with the unit. If desired, use the Music and Movement activity ideas while singing (listed with the Response Activities).</i></p> <p>Trust and Obey <i>DDD ESV Songs 12, track 15</i></p> <p>Verse 1</p> <p>When we walk with the Lord, In the light of His Word, What a glory He sheds on our way! While we do His good will; He abides with us still, And with all who will trust and obey.</p> <p>Refrain</p> <p>Trust and obey, For there's no other way, To be happy in Jesus, But to trust and obey.</p> <p>Tie-in: "How should God's people live each day? They should live like Jesus! God's people live like Jesus when they trust and obey God. Jesus always trusted and obeyed His Father in heaven, even when it was very, very hard. God's people go through hard things, too. They might want to be afraid or sad. They might want to be unhappy, but they don't need to be. They can trust God and keep on obeying Him. God will never stop caring for them! God has promised to care for His people every day of their lives."</p>
<p>Praise Song</p> <p><i>lyrics and sheet music, Appendix A</i></p>	<p>Praise Song: I Have Decided to Follow Jesus <i>DDD ESV Songs 12, track 16</i></p> <p>I have decided to follow Jesus, I have decided to follow Jesus, I have decided to follow Jesus, No turning back, no turning back..</p> <p>Tie-in: "How should God's people live each day? They should live like Jesus! The Lord wants us to decide--that is, to say "Yes, I will!"-- to live like Jesus each day. He wants us to love and obey Him. That's what it means to follow Jesus. Let's sing a song about following Jesus."</p>

3. TAKING ACTION: Response Activities *(choose from among these activities)*

<p>Transition to Activities</p>	<p> Well, Deep Down Detectives, you've done a great job diggin' deep down for answers in the truths of God's Word. Now it's time to enjoy some activities."</p> <p><i>Tell children what activity/s you are providing for them: either free play or some of the response activities listed below. When you are ready to dismiss them, use this song to help the children transition in an orderly fashion to their next activity.</i></p>
<p>Classroom Song, verse 2</p> <p><i>lyrics and sheet music, Appendix A</i></p>	<p>"Children, let's sing our Time to Play Song. When we are finished you may get up and walk over to our next activity."</p> <p>Classroom Song, verse 2 <i>DDD ESV Songs 12, track 2</i></p> <p>We've gathered together to worship God, We've gathered together to worship God, And now it's time to play.</p> <p><i>Dismiss the children to whatever activities you have prepared for them to do.</i></p>


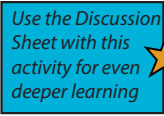

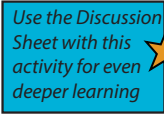

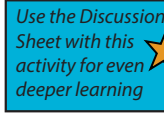


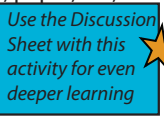

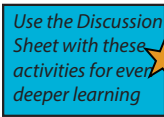

Lesson Plan: Big Question 12, Bible Truth 1

use with all THREE lessons

p.10

3. TAKING ACTION: Response Activities (choose from among these activities)

= short & simple lesson plan

Response Activities	Choose one or more activities appropriate for your children, based on classroom time and developmental needs. Add the Discussion Sheet to any activity for deeper learning. 
Bible Verse Memory Game <i>game directions, Appendix B</i>	<p>Though listed with the opening activities, you may choose to use this Bible verse game here instead (or as a repeat).</p> <ul style="list-style-type: none"> Lesson 1 Game: Roll 'n' Toss Lesson 2 Game: Block Clapping Lesson 3 Game: Meet, Greet and Keep It Up <div>   </div> <p>Discussion Questions</p>
Music, Movement & Memory Activity <i>game directions, Appendix B</i>	<p>A music activity that uses the songs from the Bible Truth and Big Question unit.</p> <ul style="list-style-type: none"> DDD Songs for this Bible Truth, plus: Lesson 1 Activity: Musical Squares Lesson 2 Activity: Thumping Drums Lesson 3 Activity: Say, Spring Up and Shout <div>   </div> <p>Discussion Questions</p>
Bible Story Review Game <i>game directions, Appendix B</i>	<p>A game that uses the storyboard pictures from the story to review the story.</p> <ul style="list-style-type: none"> Lesson 1 Game: Treasure Hunt Lesson 2 Game: Look Who's Coming Down the Tracks Lesson 3 Game: Can You Remember? <div>   </div> <p>Discussion Questions</p>
Coloring Pages/ Take Home Sheets <i>in Appendix C</i> 	<p>A coloring page related to the lesson assignment question is provided for each lesson. On the back of each are the key concepts, a few questions and a song for parents to use with their children.</p> <p>NOTE: Upgrade your coloring sheet to a more interesting craft by offering simple embellishments, such as jiggly eyes, craft sand, glitter, glitter glue, colored paper dots (made with a hole punch), fabric scraps, etc. Make cut-to-size glued-on clothes, hair, etc for characters by using a copy of the coloring sheet, cutting out the selected portions and making them the patterns for whatever you want to cut out of fabric, paper, foil, etc.</p> <ul style="list-style-type: none"> Lesson 1 Coloring Sheet Emphasis: Bible Truth Lesson 2 Coloring Sheet Emphasis: Bible Verse Lesson 3 Coloring Sheet Emphasis: ACTS Prayer <div>   </div> <p>Discussion Questions</p>
Extra Crafts: Big Question Craft <i>in Appendix C</i> Bible Verse Craft <i>in Appendix C</i> Bible Story Puzzle <i>in Appendix C</i>	<p>These crafts are slightly more complex than the coloring/take home sheets:</p> <p>The Bible Concept Go-and-Tell Craft is a craft that summarizes the Bible concept and includes the Bible verse is included for those desiring more than a coloring sheet. This more complex craft will involve gluing, sticking, etc. Can be used at any time.</p> <p>The Bible Story Coloring Sheet provides a tie in between the Bible story and the Bible truth they are learning.</p> <p>The Storyboard Picture Placement Page has been made into a puzzle that can be cut out and re-assembled by the children. This provides a nice summary of the story.</p> <div>   </div> <p>Discussion Questions</p>
Free Play Activities <i>ideas in Appendix D</i>	<p>Offer your own or some of the easy-to-make, free play activities suggested in Appendix D.</p>

Lesson Plan: Big Question 12, Bible Truth 1

use with all THREE lessons

p.11**4. CLOSING CIRCLE TIME** *(End-of-session activities for the last 5-10 minutes of class time)*

= short & simple lesson plan

<p>Transition to Closing Circle</p> <p>Classroom Song, verse 3</p> <p><i>lyrics and sheet music, Appendix A</i></p>	<p><i>Use this song to help the children transition in an orderly fashion. Start singing this song and ask the children to gather with you for Closing Circle Time.</i></p> <p>Classroom Song, verse 3 <i>DDD ESV Songs 12, track 3</i></p> <p>It's time to get ready to go and tell, It's time to get ready to go and tell, Come gather here with me.</p>
<p>Closing Circle Time</p> <p>Classroom Song, verse 4</p> <p><i>lyrics and sheet music, Appendix A</i></p>	<p><i>When children are settled in the circle, say:</i></p> <p>"It's almost time for your parents to come pick you up. And do you know what that means? It means.... (draw this out to build anticipation and excitement)...that it's almost time to go home and....it's almost time to...Go and Tell! We have learned some big news about God today. God wants us to take and tell it to the whole world!"</p> <p>Classroom Song, verse 4 <i>DDD ESV Songs 12, track 4</i></p> <p>So what's our big news to go and tell, So what's our big news to go and tell, Can you tell me now?</p>
<p>Big News to Tell</p> <p>Big Question 12</p> <p><i>VISUAL AID</i></p> <div data-bbox="253 1003 321 1073" style="border: 1px solid black; background-color: #90EE90; padding: 5px; text-align: center; width: 40px; margin: 0 auto;">#1</div> <p><i>*found in DDD Unit 12 Visual Aids, ESV Book</i></p> <p><i>lyrics and sheet music, Appendix A</i></p> <p>Big Question 12, Bible Truth 1</p> <p><i>VISUAL AID</i></p> <div data-bbox="253 1371 321 1440" style="border: 1px solid black; background-color: #90EE90; padding: 5px; text-align: center; width: 40px; margin: 0 auto;">#3</div>	<p>"Let's see....there's so much big news to tell! There's so much we've learned!</p> <p>First of all, can you tell me the answer to our Big Question: "How Should God's People Live?" <i>Hold up the Bible Truth Clue Picture.</i></p> <p>Say the answer with me: "They Should Live Like Jesus!"</p> <p><i>(If desired, you can sing one/both of the Big Question songs.)</i> <i>DDD ESV Songs 12, tracks 12,13</i></p> <p>And what's one way He does this? What did we learn? <i>Point to the picture.</i></p> <p>By Asking God for His Help!</p> <p>"And how do I know this is true? Can you tell me?"</p>
<p>Big Question 12 Bible Truth 1 Bible Verse</p> <p><i>VISUAL AID</i></p> <div data-bbox="253 1623 321 1692" style="border: 1px solid black; background-color: #90EE90; padding: 5px; text-align: center; width: 40px; margin: 0 auto;">#4</div> <p><i>*found in the DDD Unit 12 Visual Aids, ESV Book</i></p> <p><i>lyrics and sheet music, Appendix A</i></p>	<p>Say it with me: "The Bible tells me so!" That's right!</p> <p>We learned: Hebrews 4:16, ESV:</p> <p>"Let us then with confidence draw near to the throne of grace, that we may receive mercy and find grace to help in time of need."</p> <p>Learn a Little: "Let us draw near to find help in time of need."</p> <p>Jesus reigns in heaven as the High King over all creation. How He loves God's people! How He listens to their prayers and even prays for them, Himself! He promises to give them everything they need to live for God and do all He wants them to do. God's people know they can always pray and ask Jesus to help them. They know His answer is always "yes" when they ask Him to help them. He will give them the strength they need to do all He wants them to do. That's why they go boldly and confidently to Jesus with their prayers. He will help them. He will always help them! We can be God's people, too, when we turn away from our sins and trust in Jesus as our Savior.</p> <p><i>(If desired, you can sing the Bible verse song.)</i> <i>DDD ESV Songs 12, track 18</i></p>

Lesson Plan: Big Question 12, Bible Truth 1

use with all THREE lessons

p.12**4. CLOSING CIRCLE TIME, continued**

= follow the stars for a short & simple lesson plan

Closing ACTS Prayer Time ACTS Prayer Chant <i>lyrics and sheet music, Appendix A</i>	<p><i>Let's ask God to help us to remember this and even tell others this good news. Let's get ready and pray our ACTS prayer.</i></p> <p><i>And what does ACTS mean? Let's sing/say our ACTS Prayer Chant!</i></p> <p>ACTS Prayer Chant Song <i>DDD ESV Songs 12, tracks 10,11</i></p> <p>A, Adoration, God, we praise You! C, Confession, Forgive us our sins. T, Thanksgiving, Thank You for Jesus, S, Supplication, Help us to live like Him.</p> <p style="text-align: right;">That's the ACTS prayer, my friend, Bow your head, Close your eyes, Shhh, Let's begin.</p>
Closing ACTS Prayer	<p>"Let's pray!"</p> <p><i>Lead the children in the ACTS prayer for this Bible Truth.</i></p> <p>A God, we praise You for giving us Jesus so we can know how You want us to live.</p> <p>C God, please forgive us for not asking You to help us live for You. We love to do things by ourselves, in our own way. We need a Savior!</p> <p>T Thank You, God, for promising to help us live like Jesus. You can help us do what we cannot do ourselves.</p> <p>S God, please work in our hearts. Help us turn away from our sins and trust in Jesus as our Savior. Help us to love You. Help us to live like You want us to live.</p> <p>In Jesus' name we pray, Amen.</p>
5. TAKING IT HOME <i>(Take Home Sheet)</i>	
Clean up and Dismissal ★	<p>"Now it's time to work together and clean up."</p> <p><i>Have the children join you in cleaning up the room.</i></p>
Coloring Pages/ Take Home Sheets ★ <i>in Appendix C</i>	<p><i>Give out the craft/take home sheet and any other papers from the session, as you dismiss children from class.</i></p> <p><i>(Reminder: The back side of the coloring page is the take home sheet for each lesson.)</i></p>
Bible Story to Take-Home <i>in Appendix C</i>	<p>You may also want to include a copy of the story along with the take home sheet. (However, each coloring sheet/take home sheet includes a note to parents telling where they can download the story from the Parent Resources section on the website.</p>

Bible Story for Big Question 12, Bible Truth 1

use with all THREE lessons

Place
story in

take out

P.1**The Case of the Day of Hardest Thing***Matthew 26-28; Mark 14-16; Luke 22-24; John 18-21*

of BQB

Story-telling Tips

Ahead of time:

1. Read the Bible verses and story. Pray!
2. Choose story action cues and prepare storyboard figures/story scenes, if using. (In Visual Aids book)
3. Practice telling story with the storyboard pictures, timing your presentation. Shorten, if necessary.

During your presentation:

1. Maintain as much eye contact as possible as you tell the story.
2. Put up storyboard figures/add story action cues/hold up storybook scenes as you tell the story. Allow the children to help you put them on the board, if desired.
3. Include the children in your story with a few questions about what they think will happen or words/concepts that might be new to them.
4. Watch the kids for signs that their attention span has been reached. Shorten, if necessary.

INTRODUCTION/ LISTENING ASSIGNMENTS

"Our story is called: The Case of the Hardest Thing. Here is your listening assignment." Read from Detective Dan's Listening Assignment signs, but questions are summarized below:

Detective Dan's Lesson #1 Listening Assignment:

I need to find out:

1. Who did the hardest thing? What was it?
2. Who helped Him do it?

Detective Dan's Lesson #2 Listening Assignment:**Our Bible Verse is Hebrews 4:16, ESV**

"Let us then with confidence draw near to the throne of grace, that we may receive mercy and find grace to help in time of need."

I need to find out:

1. What was the very hard thing Jesus was called to do? Who did Jesus cry out to for help?
2. Did he receive the help he needed to do the hard thing God was calling him to do?

Detective Dan's Lesson #3 Listening Assignment:

I found six clues, but only 4 of them are in the story.

Our six clues were: a dress, an angel, the cross, Jesus, an enemy, and a spider.

Hold each of them up for the children to see as you identify them.

I need to figure out:

1. Which four belong in the story and which two don't?
2. What did Jesus ask God to do for him? How did God answer His prayer?

Read the assignment questions, THEN SAY,

"Ok, Deep Down Detectives! Put on your best listening ears and see if you can hear the answers to Detective Dan's questions. When I finish telling the story, we will see if we can answer all the questions."

Read the Bible Truth story, answer questions, present the gospel and lead in prayer.

Answers to questions; the gospel; and, ACTS prayer are included with the story text.

Bible Story for Big Question 12, Bible Truth 1

use with all THREE lessons

P.2**The Case of the Hardest Thing** *Matthew 26-28; Mark 14-16; Luke 22-24; John 18-21*

Story with lines separating paragraphs (text in bold, optional interaction cues in italics) Numbers correspond to storyboard pictures and placement upon the storyboard. Always feel free to use less pictures, if it's best for your kids. Simply black out the numbers next to pictures you do not plan to use. All pictures are found in the Visual Aids book. Put BG (background) pictures on storyboard ahead of time. SB pictures (listed below in story text) are added to board as you tell the story. These numbers are also found on the back of each picture. Tip: Stack pictures in numerical before telling story for easy use. Use sticky-back velcro to attach pictures to storyboard felt. Use sticky-tac putty to stick a picture on top of another picture. OR, if using the Story Scenes to tell the story, disregard the storyboard picture references listed below.

It was late at night and (SB1) Jesus knew He needed help. And not just help from anyone. No! There was only ONE who could help Him. Do you know who the only one was who could help Jesus?

Who do you think it was?

(SB2) It was God, His Father.

(SB3) Very, very soon, Judas Iscariot, one of Jesus' disciples, one of His very closest friends, would bring enemies to arrest Him. These enemies would hurt Jesus. They would say mean things to Him. And then, they would nail Him to a cross to die.

All of this would be hard enough. Everyone back in those days knew that dying on a cross was the worst, most painful way to die. But Jesus knew that dying on the cross wouldn't be the hardest part for Him. There was something far harder that Jesus would do upon that cross. Jesus would take upon Himself all of God's punishment for sin that God's people deserved. Oh, how, very, very, VERY terrible all that punishment would be!

In some ways, Jesus wasn't that different from us. He didn't like to suffer. He thought about all that pain He would have to bear and He didn't want to do it. Yet, how Jesus loved God, His Father! He always wanted to obey Him! And how Jesus loved God's people! He wanted to save them! This was how He would do it.

And so, late that night, Jesus knew that He needed help—God, His Father's help—to do all that He was about to do.

(SB4) Jesus and all of His other disciples walked down the streets of the big city of Jerusalem, then out through the city wall, and up to a garden called Gethsemane. Jesus knew He needed help from His Father, and it was here that He was going to ask for it. Do you know how?

What do you think Jesus did?

Jesus would pray! (SB5) "Sit here, while I go over there and pray," He told the disciples.

(SB6) Taking Peter, James and John with Him, Jesus walked further into the dark garden. As He walked, He began to get very sad and upset. "I am so sad! It makes me feel like I could die right now!" Jesus told them. "Stay here with me and keep watch," He asked them.

(SB7) Jesus went even further into the garden, then fell face down on the ground and prayed to God, His Father. "My Father, if it be possible, don't let me have to suffer like this for the sins of Your people!" Jesus pleaded. "This is going to be so hard! This is going to hurt so much! But most of all I want Your will, not Mine, Father," Jesus exclaimed.

After praying, Jesus went to check up on Peter, James and John. He was not happy with what they were doing! While Jesus had been face down on the ground praying, they had been face down on the ground doing something else? Can you guess what it was?

(SB8) They were sound asleep!

Story with lines separating paragraphs (text in bold, optional interaction cues in italics)

(SB9) “Peter, wake up! Couldn’t you watch with Me this one hour?” Jesus exclaimed to him and the others. “Watch and pray that you might say ‘no’ to temptation. You want to stay faithful to Me. You want to do God’s will, but you are very weak. You will need God’s help to live it out,” Jesus warned them.

Jesus knew that He wasn’t the only one who would need God’s help to do God’s will. His disciples would need God’s help, too. When the soldiers came for Jesus, it would be easy for them to become afraid and not stay faithful to Jesus. But God could give them the strength they needed, if they would ask.

(SB10) Jesus went and prayed again. “My Father, if suffering and dying on the cross is the only way to save Your people, then I want to do it,” Jesus said to God, His Father. “I want to obey You more than anything else. I will even suffer and die like this, if it is Your will.”

What a prayer! What a very, very hard thing Jesus would have to do to save God’s people! It was the hardest thing anyone would EVER have to do. COULD God, His Father, answer this prayer? WOULD God, His Father, answer this prayer?

What do you think?

Yes, He could; and, yes, He WOULD! God answered Jesus’ prayer. (SB11) He sent an angel to strengthen Him.

God also strengthened Jesus in His heart. (SB12) He helped Jesus remember the joy He would have in heaven after He suffered and died for God’s people. On the third day, He would rise from the dead in victory over sin and death for them. Then, He would return to heaven to enjoy forever the full, Perfect Wonderfulness of the fullest, closest fellowship with God, the Father, and God, the Holy Spirit--just like it had been before He came to earth.

Jesus would be the great King who loved God and always obeyed Him. How great would be the praise for God! How wonderful to never have to suffer again! And how wonderful to know that God’s people would be forgiven of their sins, once and for all!

Jesus went to check up on His friends again. Were they praying? Were they asking God for His help?

What do you think?

They were asleep again! If only they understood how much they were about to need God’s help! “Get up and pray that God will give you the strength you need to stay faithful to Me,” Jesus urged them again.

But just then, even as Jesus as talking to them, (SB13) there came a whole crowd of enemies carrying lanterns, fiery torches and sharp swords! And who was leading them?

Can you guess who?

Why Judas Iscariot, Jesus’ other disciple, that’s who! He had been paid by Jesus’ enemies to take them to Jesus and arrest Him.

The time had come for Jesus to suffer and die. Was Jesus ready? Would He run away? Would He get scared and beg for the His enemies to go away?

What do you think He will do?

Bible Story for Big Question 12, Bible Truth 1

use with all THREE lessons

P.4*Story with lines separating paragraphs (text in bold, optional interaction cues in italics)*

(SB14) No, He would not. He had asked God, His Father, to help Him; and, God had answered Him. Jesus was ready. God, His Father, was giving Him the strength to keep on doing His will.

In the darkness, it was hard to tell who Jesus was, but Judas knew what to do. He went up to Jesus and greeted Him with a kiss on the cheek. "Friend, do what you came to do," Jesus said to Judas. Then the soldiers came up and grabbed Jesus.

(SB15) "Oh, no you don't!" thought Peter. He took his sword and cut off Malchus' ear—one of the men in the crowd. Somehow, Peter thought he could help Jesus by fighting off His enemies.

But this wasn't the help Jesus wanted or needed. Jesus stretched out His hand and healed Malchus' ear. "Put away your sword," Jesus told Peter. "God, My Father, could send thousands of angels to rescue Me, but how would His will be done if they did that?" Jesus told him. "How would God's people be saved as God has promised in His Word, the Bible? No. I must die on the cross to save them!" Oh, how God was helping His Son, Jesus, to do this hardest thing!

But what about Jesus' close friends? What happened to them? They had not asked for God's help. They had slept, instead. Would they stand with Jesus or run away?

What do you think they did?

Just as Jesus warned, they gave into their fears. They did not have the strength to stay faithful to Jesus. (SB16) They ran away from Jesus. They ran away from the garden and the crowd of enemies. They ran away to save their lives.

After that, everything happened just as Jesus knew it would. (SB17) The crowd took Jesus away. (SB18) They hurt Him and they said mean things to Him. (SB19) They nailed Him to the cross; and there, Jesus suffered and died for the sins of God's people—all who would ever turn away from their sins and trust in Him as their Savior.

Jesus' suffering on that cross was just as terrible as He thought it would be, but He did it anyway! He had asked God, His Father, for help; and God, His Father, gave it to Him! (SB20) He helped Jesus endure the punishment for the sins of God's people that day! He helped Jesus do the hardest thing!

How do we know Jesus paid for all those sins when He suffered and died on that cross? Because of what Jesus did on the third day. Do you know what He did?

Can you tell me?

(SB21) Jesus rose up from the grave to live forevermore! Jesus had really beaten sin and death for God's people! They were really forgiven all their sins! They would really get to live with God, loving Him and enjoying Him forever and ever.

But what about Jesus' close friends? What happened to them after they had run away and left Jesus? Would God forgive them now? COULD God forgive them now?

What do you think? Could God really forgive these men for leaving Jesus' all alone like this?

Yes, He could and He WOULD! When Jesus died on the cross, He paid for all of their sins, even this sin of running away and leaving Him.

Story with lines separating paragraphs (text in bold, optional interaction cues in italics)

And, even though Jesus' disciples had not asked God for help that night, the Bible tells us that Jesus had remembered THEM and asked God to help them.

Yes, (SB22) Jesus had prayed for them and for all of God's people that night before He died on the cross. He had asked His Father to help them to know and obey Him more. He had asked His Father to help them tell others how they could be saved through trusting in Him as their Savior. And, He had asked His Father to send the Holy Spirit to live in their hearts and help them to live for Him.

Wow! What big prayers Jesus prayed for His disciples and all of God's people! Could God possible answer these?

What do you think?

Yes, He could; and, yes, He WOULD! (Remove BG2 to reveal BG1/SB23) Jesus appeared to His disciples on that third day after He died on the cross. "I'm alive and I've beaten sin and death for You!" He told them. (SB24) Then, over the next 40 days, Jesus taught them from the Bible and told them about God's great plan to use them to tell the whole world the gospel--the good news of salvation. Jesus left them at the end of those 40 days and (SB25) went to heaven-- home at last, enjoying all the Perfect Wonderfulness He had always known with God, the Father, and God, the Holy Spirit.

Jesus was in heaven, but those first believers weren't forgotten! Just as He had promised, (SB26) He sent the Holy Spirit to live in their hearts. And there, the Holy Spirit would stay, working inside of them and giving them the help they needed to love God and live for Him.

And, oh, how those first believers had learned their lesson to ask God for His help! (SB27) There were many more times when they were tempted to not be faithful to Jesus. And many more times when they would want to run away because their enemies wanted to hurt them. But now when their enemies came, they didn't sleep. No! They prayed to God and asked for His help! And did He give it to them?

What do you think?

Yes, He did! (SB28) And, oh, how those first believers had learned their lesson to ask God for His help! heaven, praying for God's people and helping them to do what God wants them to do?

And that's why God wants His people, even now, to ask Him for help to live for Him. He knows that His people today need just as much help as they did long ago! If we are God's people—those who turn away from disobeying God and who trust in Jesus as our Savior—He will help us to live for Him, too!

Let's ask Him to work in our hearts right now. Let's ask Him to help us to turn away from disobeying Him and trust in Jesus as our Savior. Let's ask Him to help us to live for Him today and every day!

Cracking the Case: (story wrap-up for Listening Assignments)

It's time to see how we did with our Listening Assignment.

Detective Dan's Lesson 1 Listening Assignment:

1. Who did the hardest thing? What was it? Jesus did. Jesus lived a perfect life and offered it up on the cross as the full payment for the sins of God's people. He suffered and died for them. On the third day, Jesus rose from the dead in victory.

2. Who helped Him do it? God, His Father, helped Jesus do it.

For You and Me:

Jesus did the hardest thing when He suffered and died for the sins of God's people. But did you know that God calls all of His people to do hard things? Things so hard that they can never do them on their own. Who will help them? The very same one who helped Jesus -- God! God will always help His people to do any hard thing they are called to do. We can become God's people, too, when we turn away from our sins and trust in Jesus as our Savior. If we do, we can know it is His promise to help us to do anything He calls us to.

Detective Dan's Lesson 2 Listening Assignment:
Our Bible Verse is Hebrews 4:16, ESV

"Let us then with confidence draw near to the throne of grace, that we may receive mercy and find grace to help in time of need."

1. What was the very hard thing Jesus was called to do? Who did Jesus cry out to for help?

Jesus lived a perfect life and offered it up on the cross as the full payment for the sins of God's people. He suffered and died for them. On the third day, Jesus rose from the dead in victory. He asked God, His Father, to help Him do it all.

2. Did he receive the help he needed to do the hard thing God was calling him to do? Yes, He did! God helped Him do it all... perfectly!

For You and Me:

Jesus did the hardest thing when He suffered and died for the sins of God's people. But did you know that God calls all of His people to do hard things? Things so hard that they can never do them on their own. Who will help them? The very same one who helped Jesus -- God! God will always help His people to do any hard thing they are called to do. We can become God's people, too, when we turn away from our sins and trust in Jesus as our Savior. If we do, we can know it is His promise to help us to do anything He calls us to.

Detective Dan's Lesson 3 Listening Assignment:

Our six clues were: a dress, an angel, the cross, Jesus, an enemy, and a spider.

1. Which four belong in our story?

The angel, the cross, Jesus and the enemy.

2. What did Jesus ask God to do for him? How did God answer His prayer? Jesus asked God, His Father, to help Him carry out the plan to save God's people. God, His Father, answered Him with a "yes"! He helped Him bear the pain of the cross. He helped Him do everything that was needed to save God's people.

For You and Me:

Jesus did the hardest thing when He suffered and died for the sins of God's people. But did you know that God calls all of His people to do hard things? Things so hard that they can never do them on their own. Who will help them? The very same one who helped Jesus -- God! God will always help His people to do any hard thing they are called to do. We can become God's people, too, when we turn away from our sins and trust in Jesus as our Savior. If we do, we can know it is His promise to help us to do anything He calls us to.

The Gospel (story wrap-up if NOT using Listening Assignments)**Our Bible Truth is:**

How Should God's People Live?

They Should Live Like Jesus...

By Asking God for His Help!

How should God's people live each day? They should live like Jesus... by asking God for His help! God's people ask God for His help, knowing that He will help them. After all, He has already helped them in the biggest way: by sending Jesus to save them! Even while they still were choosing to disobey Him, God chose to help them by sending Jesus to save them. How much more, now that they turned away from their sins and trusted in Jesus as their Savior, do they know that God will help them to live for Him! God delights to help you and me, too. If we turn away from disobeying Him and trust Jesus as our Savior, He will gladly save us! And as His people, He will gladly keep helping us to live for Him!

Close in prayer.

Closing ACTS Prayer

- A** God, we praise You for giving us Jesus so we can know how You want us to live.
- C** God, please forgive us for not asking You to help us live for You. We love to do things by ourselves, in our own way. We need a Savior!
- T** Thank You, God, for promising to help us live like Jesus. You can help us do what we cannot do ourselves.
- S** God, please work in our hearts. Help us turn away from our sins and trust in Jesus as our Savior. Help us to love You. Help us to live like You want us to live.

In Jesus' name we pray, Amen.

Go to Lesson Plan, p.9 for the script to the rest of the lesson.

Deep Down Discussion Sheet

use with all THREE lessons

Use with all
response activities
for deeper learning**P.1***Questions to aid discussion of the key concepts and for use in games*

Be familiar with these questions and answers. Look for opportunities to ask questions and discuss their answers, such as while the children work on their coloring pages, as part of their response games, or during play time. Remember: your goal isn't to ask all these questions or only talk to the children about these things. It is to be deliberate in having good conversations with them, however much or little you have.

BIG QUESTION Meaning Discussion Questions	<p>How Should God's People Live? They Should Live Like Jesus!</p> <p>We become God's people when we turn away from our sins and trust in Jesus as our Savior. When we do, God forgives our sins and we begin a whole new way of life. God's people no longer live life just to please themselves. They want to honor God with their whole lives, like Jesus did. They seek to love God most of all and love all people, too.</p> <p><i>choose a few</i></p> <ol style="list-style-type: none"> 1. How should God's people live each day? <i>They should live like Jesus!</i> 2. Who did Jesus always love? <i>God.</i> 3. Who did Jesus always please in everything He felt, thought, said and did? <i>God.</i> 4. Are God's people perfect like Jesus? <i>No, they are not.</i> 5. Who do God's people try to live like? <i>Jesus.</i> 6. How do God's people try to live like Jesus? <i>They try to love God and please Him in everything they feel, think, say and do.</i> 7. How can we become God's people? <i>By turning away from our sins and trusting in Jesus as our Savior.</i>
BIBLE TRUTH Meaning Discussion Questions	<p>They Should Live Like Jesus...By Asking God for His Help!</p> <p>When Jesus lived on earth, He asked God, His Father, for help to do everything He wanted Him to do. God wants His people to ask Him to help them, too.</p> <p>The Bible is filled with God's promises to help His people. God's people can pray these promises for themselves. They can pray them for others, too. One of God's best promises is to send the Holy Spirit to keep working in His people's hearts. The Holy Spirit helps them to know what God wants them to do. He makes them strong and brave to do it. God is faithful. He will always help His people to live like Jesus—every single day.</p> <p>We can become God's people when we turn away from our sins and trust in Jesus as our Savior. Ask God to help you. He loves to answer this prayer!</p> <p><i>choose a few</i></p> <ol style="list-style-type: none"> 1. Who did Jesus ask for help when He lived on earth? <i>God, His Father.</i> 2. What kinds of things did Jesus ask His Father's help in? <i>Everything He wanted Him to do.</i> 3. Who should God's people ask to help them? <i>God.</i> 4. The Bible is filled with promises of what? <i>God's promise to help them.</i> 5. Who can God's people pray these promises for? <i>Themselves and others.</i> 6. Who can God's people ask for God to send to help them? <i>The Holy Spirit.</i> 7. What does the Holy Spirit do? <i>He helps God's people know what God wants them to do. He makes them strong and brave to do it.</i> 8. How can we become God's people? <i>By turning away from our sins and trusting in Jesus as our Savior.</i>

Deep Down Discussion Sheet

use with all THREE lessons

P.2*Questions to aid discussion of the key concepts and for use in games*

THE GOSPEL	What is God's good news for you and me? <i>The gospel! How should God's people live each day? They should live like Jesus... by asking God for His help! God's people ask God for His help, knowing that He will help them. After all, He has already helped them in the biggest way: by sending Jesus to save them! Even while they still were choosing to disobey Him, God chose to help them by sending Jesus to save them. How much more, now that they have said "no" to disobeying God and trusted Jesus as their Savior, do they know that God will help them to live for Him. God delights to help you and me, too. If we turn away from disobeying Him and trust Jesus as our Savior, He will gladly save us! And as His people, He will gladly keep helping us to live for Him!</i>
BIBLE TRUTH BIBLE VERSE	"Let us then with confidence draw near to the throne of grace, that we may receive mercy and find grace to help in time of need." -- Hebrews 4:16, ESV
Meaning	<p>Learn a Little: "Let us draw near to find help in time of need."</p> <p>Jesus reigns in heaven as the High King over all creation. How He loves God's people! How He listens to their prayers and even prays for them, Himself! He promises to give them everything they need to live for God and do all He wants them to do.</p> <p>God's people know they can always pray and ask Jesus to help them. They know His answer is always "yes" when they ask Him to help them. He will give them the strength they need to do all He wants them to do. That's why they go boldly and confidently to Jesus with their prayers. He will help them. He will always help them! We can be God's people, too, when we turn away from our sins and trust in Jesus as our Savior.</p>
Discussion Questions	<p><i>choose a few</i></p> <ol style="list-style-type: none"> 1. Who reigns in heaven as the High King over all creation? <i>Jesus does.</i> 2. What does Jesus promise to do for God's people, even as He is in heaven reigning? <i>To give them everything they need to live for God. To pray for them.</i> 3. Who do God's people know they can always pray to and ask for help? <i>Jesus!</i> 4. What do God's people know Jesus will always give them the strength to do? <i>To keep on living for God.</i> 5. How can we become God's people? <i>By turning away from our sins and trusting in Jesus as our Savior.</i>
BIBLE STORY	The Case of the Hardest Thing
Discussion Questions	<p><i>choose a few</i></p> <ol style="list-style-type: none"> 1. What did Jesus ask God His Father to help Him to do? <i>To suffer and die on the cross.</i> 2. Who else did Jesus tell to ask God for help? <i>His followers, God's people.</i> 3. Did His followers ask for help? <i>No, they slept!</i> 4. How do we know that God answered Jesus' prayers? <i>Because Jesus did not run away, but let Himself be arrested and suffer and die on the cross.</i> 5. How do we know that Jesus paid for all the sins of God's people? <i>Because God raised Him from the dead on Day Three.</i> 6. What did Jesus' followers learn to do? <i>To ask God for help with everything they went through.</i> 7. What can we ask God to help us to do? <i>To turn away from our sins and trust in Jesus as our Savior. To help us to know and love Him more and more. This is how we become God's people.</i>