

DEEP DOWN DETECTIVES

**Curriculum Resources
for Unit 12, Bible Truth 4:**



How Should God's People Live?

They Should Live Like Jesus...

**By Trusting God and
Being Happy with What He Wants!**

Session Prep (especially good for newbies!)

Pray!



Pray for the Holy Spirit to be at work in your and the children's hearts.

Review



If new to the curriculum, look at the **Getting Started with Deep Down Detectives section of the Core Curriculum book.** (p.5) It will be especially helpful to read through the Deep Down Detectives section of **The Praise Factory Tour: Extended Version Book.** This is a visual way to understand what goes on in the classroom. (A pdf of the book is found in the samples section on the website.)

Look through and Learn the Lesson



Read over **lesson plan.** Practice any **songs or action rhymes** you are using. Choose/make up motions to go with these. Choose less with younger children and more with older preschoolers. **Practice the lesson with the visual aids** and using the Big Question Box/Briefcase.

Read and Rehearse the Bible Story with Pictures



Read the Bible story from the Bible. Read the curriculum version. Practice telling it with the storyboard pictures. (If you have not previously laminated the story pictures, do that now.)

Let There Be Music



Download the music and listen to the songs. Choose which of the songs you will use with the children. If using live musicians, make sure they have the sheet music (Appendix A, Core Curriculum book).

Put the Props in Place



1. Prepare your Visual Aids. Put the Big Question, Unit Bible Truths, Bible Truth, Bible Verse, and Listening Assignment signs, as well as the Bible Story script in one side of the Bible folder.
2. Get out your storyboard. Put all background pictures in place (they have a BG by the number). Put the rest of the storyboard pictures (these have a SB by the number) in order of use in the other side of the Bible folder.
3. Put the DDD Bible Folder as well as the Big Question sign in the Big Question Box/Briefcase and shut it. If your box/briefcase has locks and you want to use the unlocking the box as part of your session, lock it now....but make sure you have the key or know the code first.
4. Prepare the music CD or sheet music or mp3 device for use in your session.

Set Out Free Play Activities



Choose and set up free time activities you will use with the children. Choose a variety of different activities that will be enjoyed by different types of children. Rotate the activities you provide to keep them interesting and fresh to your children. (Suggestions in Appendix D, Core Curriculum books.)

Prepare Any Activities



Choose which (if any) of the Bible Truth games and crafts activities you want to use in the session. Bear in mind your time frame as well as the developmental abilities and attention span of your children as you decide which/how many to prepare. **Look over the Discussion Sheet** and choose a few questions you might use to spark discussion with the children as they do their activities (especially good for ages 3's+). Pray for God to give you opportunities to talk about these things with the children.

Let Them Take It with Them



Make copies of the craft/take home sheets, if you are not already using them as one of your activities. You may also want to make copies of the story (see take-home version of each story included in Appendix C with the other take home resources) to have for parents to use with their children at home. There's a link on each craft/take home sheet to the story, if you don't make hard copies.

Store It



After your session is over, collect the resources and store them for future use. This curriculum can be used over and over for years to come.

Unit 12: God's People Live for Him

UNIT OVERVIEW

We become God's people when we turn away from our sins and trust in Jesus as our Savior. When we do, God forgives our sins and we begin a whole new way of life. God's people no longer live life just to please themselves. They want to honor God with their whole lives, like Jesus did. They seek to love God most of all and love all people, too.

In this unit we will learn eight ways that God's people live for Him.

UNIT BIBLE VERSE: Ephesians 5:1-2

"Be imitators of God, as beloved children. And walk in love, as Christ loved us and gave himself up for us."

BIG QUESTION UNDER INVESTIGATION: How Should God's People Live?

ANSWER: They Should Live Like Jesus!

OPTIONAL Big Question 12 INTRODUCTION LESSON (Use Hide 'n' Seek Kids Unit 12 Material)

Story: The Case of the Runaway Who Came Back *Philemon*

Bible Verse: Ephesians 5:1-2

BIBLE TRUTH 1: By Asking God for His Help (3 Lessons Available)

Story: The Case of the Hardest Thing *Matthew 26-28; Mark 14-16; Luke 22-24; John 18-21*

Bible Verse: Hebrews 4:16

BIBLE TRUTH 2: By Loving God Most of All (3 Lessons Available)

Story: The Case of the Man Who Left His Money *Matthew 9; Mark 2; Luke 5*

Bible Verse: Deuteronomy 6:4-5

BIBLE TRUTH 3: By Loving Other People As God Has Loved Them

(3 Lessons Available)

Story: The Case of the Man Who Kept on Loving *Acts 6-7*

Luke 3:15-18, 21-23; John 1:19-34

Bible Verse: 1 Corinthians 13:4-8,13

➔ BIBLE TRUTH 4: By Trusting God and Being Happy with What He Wants (3 Lessons Available)

Story: The Case of the Faith that Faced Fire *Daniel 1-3*

Bible Verse: Proverbs 3:5-6

BIBLE TRUTH 5: By Learning God's Word and Obeying It (3 Lessons Available)

Story: The Case of the Lost Treasure *2 Kings 22; 23:1-20; 24; 2 Chronicles 34:8-33*

Bible Verse: Psalm 119:11,15-16

BIBLE TRUTH 6: By Saying "No" to Disobeying God (3 Lessons Available)

Story: The Case of the Escape that Waited *1 Samuel 17:19,23-24,27,31; 2 Samuel 5-6*

Bible Verse: 1 Corinthians 10:13

BIBLE TRUTH 7: By Telling the Good News of Jesus (3 Lessons Available)

Story: The Case of the Beautiful, Busy Feet *Acts*

Bible Verse: Romans 10:13-15

BIBLE TRUTH 8: By Making Much of God (3 Lessons Available)

Story: The Case of the Boastful Man

Acts 7-9,22; Romans; 1 & 2 Corinthians; Ephesians; Philippians

Bible Verse: Psalm 66:1-3,5,16

Deep Down Detectives ESV Songs 12 Track Numbers

This is a listing of all songs mentioned in the unit curriculum. You may or may not choose to use all of the songs. They are listed in easy-reference order--NOT in the order used in the curriculum. You may choose to simply burn a CD/load them onto an mp3 device in this order. Or, you may want to do what we do: choose the songs we want to use and create a play list of them in that order. Then, we burn a CD/upload the play list onto an mp3 device. A teacher only has to click forward to the next song, instead of hunting for the right track. The track number have been included as part of the title of each song, teachers will still have a reference to the track number listed in the curriculum (same as those listed below), even if you change the order on your customized play list.

SONGS USED EVERY UNIT OF THE CURRICULUM

- 1 The Classroom Song v.1
- 2 The Classroom Song v.2
- 3 The Classroom Song v.3
- 4 The Classroom Song v.4
- 5 Deep Down Detectives Theme Song
- 6 The Classroom Rules Song
- 7 Let's Pray Song
- 8 The Big Question Box Song
- 9 The Bible Chant Song
- 10 ACTS Prayer Song (Short Version)
- 11 ACTS Prayer Song (Full Version)

Why the Extra Songs?

Deep Down Detectives is a curriculum used by a wide age-span of kids. Sometimes one of the other songs is a better fit for your kids. Or, you may simply want to teach them more songs on the same Bible Truth. Use as many or as few as you want.

UNIT 12: GOD'S PEOPLE LIVE FOR HIM

- 12 Big Q & A 12 Song
- 13 Big Question 12 Song: How Should God's People Live Each Day?
- 14 Big Question 12 Bible Verse Song: Walk in Love Ephesians 5:1-2, ESV
- 15 Extra Big Question 12 Bible Verse Song: Let Everyone Who Names the Name 2 Timothy 2:19,22, ESV
- 16 Big Question 12 Hymn: Trust and Obey, v.1
- 17 Big Question 12 Praise Song: I Have Decided to Follow Jesus

How Should God's People Live? They Should Live Like Jesus...

Bible Truth 1: By Asking God for His Help

- 18 Bible Verse: Let Us with Confidence Hebrews 4:16, ESV
- 19 Extra Bible Verse: Let Us Then Draw Near Hebrews 4:16, ESV (other version)
- 20 Extra Bible Verse: Help Us, O God of Our Salvation Psalm 79:9, ESV
- 21 Extra Bible Verse: We All With Unveiled Face 2 Corinthians 3:18, ESV

Bible Truth 2: By Loving Him Most of All

- 22 Bible Verse: Hear, O Hear Deuteronomy 6:4-5, ESV
- 23 Extra Bible Verse: Your Steadfast Love Is Better than Life Psalm 63:3-4, ESV

Bible Truth 3: By Loving Other People As God Has Loved Them

- 24 Bible Verse: Love 1 Corinthians 13:4-8,13, ESV
- 25 Extra Bible Verse: Love Is Patient 1 Corinthians 13:4-8, ESV

Bible Truth 4: By Trusting God and Being Happy With What He Wants

- 26 Bible Verse: Trust Proverbs 3:5-6, ESV
- 27 Extra Bible Verse: Trust in the LORD Proverbs 3:5-6, ESV (other version)
- 28 Extra Bible Verse: May the God of Hope Romans 15:13, NIV 1984
- 29 Extra Bible Verse: Let the Morning Bring Me Psalm 143:5,8, NIV 1984
- 30 Extra Bible Verse: For a Little While 1 Peter 1:6-7, NIV 1984
- 31 Extra Bible Verse: If God Is for Us Romans 8:31,32,35,37-39, ESV
- 32 Extra Bible Verse: Many Walk as Enemies Philippians 3:18,19,20, ESV
- 33 Extra Bible Verse: You Were Publicly Exposed Hebrews 10:32-36, ESV

Bible Truth 5: By Learning God's Word and Obeying It

- 34 Bible Verse: I Have Stored Up Your Word Psalm 119:11,15-16, ESV
- 35 Extra Bible Verse: If Anyone Loves Me John 14:23, ESV
- 36 Extra Bible Verse: Jesus Answered John 14:23-24, ESV (other version)
- 37 Extra Bible Verse: For We Are God's Workmanship Ephesians 2:10; 6:7-8, NIV 1984

Bible Truth 6: By Saying "No" to Disobeying God

- 38 Bible Verse: No Temptation 1 Corinthians 10:13, ESV
- 39 Extra Bible Verse: No Temptation Has Overtaken You 1 Corinthians 10:13, ESV (other version)
- 40 Extra Bible Verse: Count It All Joy James 1:2-4, ESV

Bible Truth 7: By Telling the Good News of Jesus

- 41 Bible Verse: How Beautiful Romans 10:13-15, ESV
- 42 Extra Bible Verse: Be My Witnesses Acts 1:8, ESV

Bible Truth 8: By Making Much of God

- 43 Bible Verse: Shout with Joy to God Psalm 66:1-3,5,9,16, ESV
- 44 Extra Bible Verse: As Each Has Received a Gift 1 Peter 4:10-11, ESV
- 45 Extra Bible Verse: Gift, Gift, Gift 1 Peter 4:10-11, ESV (other version)
- 46 Extra Bible Verse: I Will Bless the Lord at All Times Psalm 34:1,3,8,10, ESV

Big Question 12, Bible Truth 4 Overview: Key Concepts**p.1****Unit 12: God's People Live for Him****Unit Big Question (and Answer):** How Should God's People Live? They Should Live Like Jesus!**Unit Bible Verse:** "Be imitators of God, as beloved children. And walk in love, as Christ loved us and gave himself up for us." --Ephesians 5:1-2, ESV**Bible Truth 4 Concept: They Should Live Like Jesus... By Trusting God and Being Happy with What He Wants!**

Jesus trusted God, His Father, completely. He knew that what His Father wanted Him to do was always best. He knew His Father would always give Him strength to do whatever He wanted Him to do. Sometimes His Father's plans were very hard, but Jesus knew that His plans were still always best.

God wants His people to trust Him like Jesus did. God promises to always take care of them. He promises that even all the sad or bad things they go through, He will use to do good things. He promises to always give them the Holy Spirit to give them strength to do what He wants them to do.

Sometimes it is very hard for God's people to keep trusting God and His plans. Sometimes they want to grumble or be mad at God because of what happens to them. But God wants them to keep on trusting Him, even in those very hard times. He wants them to be happy and keep on believing that He is doing what is best for them. He wants them to keep trusting that He will show Himself to be the good and great God He is. For indeed, God IS so very good and great; and, what He has planned is always best!

We can become God's people who trust God, too, when we turn away from our sins and trust in Jesus as our Savior.

Bible Truth 4 Bible Verse: Proverbs 3:5- 6, ESV

"Trust in the LORD with all your heart, and do not lean on your own understanding. In all your ways acknowledge him, and he will make straight your paths."

Learn a Little: "Trust in the LORD with all your heart."**Meaning**

These verses remind us that we can always trust the LORD and His good plans, even when we don't understand what He is doing. He wants us not to depend on ourselves or what we see, but on Him, His Word and His good plans. And when we do, we can know that He will show us what He wants us to do, every day of our lives.

Bible Truth 4 ACTS Prayer

- A** God, we praise You for always being good and deserving of our trust. Thank You that You are always good and wise and perfect in everything You do and plan.
- C** God, please forgive us for not trusting You when things happen that we don't like or don't understand. Many times, we choose to stop trusting You or doubting that You know what is best. We need a Savior!
- T** Thank You, God, for always doing what is best. Thank You that we can always trust You and be happy with what You allow in our lives. Even if we don't understand, we know You do.
- S** God, please work in our hearts. Help us turn away from our sins and trust in Jesus as our Savior. Help us to love You. Help us to trust You with everything in our lives. Help us to be happy with what You choose, even when it is hard and even when we don't understand. In Jesus' name we pray, Amen.

Big Question 12, Bible Truth 4 Overview: Key Concepts**p.2****Bible Truth 4 Story****The Case of the Faith that Faced Fire** *Daniel 1-3***Songs Used in Bible Truth 4**

Big Q & A 12 Song

Big Question 12 Song: How Should God's People Live?

Big Question 12 Bible Verse Song: Walk in Love Ephesians 5:1-2, ESV

Extra Big Question 12 Bible Verse Song: Let Everyone Who Names the Name 2 Timothy 2:19,22, ESV

Big Question 12 Hymn: Trust and Obey, v.1

Big Question 12 Praise Song: I Have Decided to Follow Jesus

Bible Truth 4 Bible Verse Song: Trust Proverbs 3:5-6, ESV

*Extra Bible Truth 4 Bible Verse Song: Trust in the LORD Proverbs 3:5-6, ESV**Extra Bible Truth 4 Bible Verse Song: May the God of Hope Romans 15:13, NIV 1984**Extra Bible Truth 4 Bible Verse Song: Let the Morning Bring Me Psalm 143:5,8, NIV 1984**Extra Bible Truth 4 Bible Verse Song: For a Little While 1 Peter 1:6-7, NIV 1984**Extra Bible Truth 4 Bible Verse Song: Many Walk as Enemies Philippians 3:18,19,20, ESV**Extra Bible Truth 4 Bible Verse Song: You Were Publicly Exposed Hebrews 10:32-36, ESV*

1. GETTING STARTED

= follow the stars for a short & simple lesson plan

Intake Activity Ideas	Choose one of these open-ended activities to include children as they join the class:																															
Free Play Time <i>suggestions in Appendix D</i>	★ Offer your own or some of the easy-to-make, free play activities suggested in Appendix D.																															
OR Sing-along Music Time <i>lyrics and sheet music, Appendix A</i>	<p>Music from Deep Down Detectives (DDD) ESV Songs 12:</p> <table><tr><td>Big Q & A 12 Song</td><td>DDD ESV Songs 12, track 12</td></tr><tr><td>Big Question 12 Song</td><td>DDD ESV Songs 12, track 13</td></tr><tr><td>Big Question 12 (Unit) Bible Verse Song: Walk in Love Ephesians 5:1-2, ESV</td><td>DDD ESV Songs 12, track 14</td></tr><tr><td>Extra Big Question 12 (Unit) Bible Verse Song: Let Everyone Who Names the Name 2 Timothy 2:19,22, ESV</td><td>DDD ESV Songs 12, track 15</td></tr><tr><td>Big Question 12 Hymn: Trust and Obey, v.1</td><td>DDD ESV Songs 12, track 16</td></tr><tr><td>Big Question 12 Praise Song: I Have Decided to Follow Jesus</td><td>DDD ESV Songs 12, track 17</td></tr><tr><td>Big Question 12 Praise Song: God Is So Good</td><td>DDD ESV Songs 12, track 21</td></tr><tr><td>Bible Truth 4 Bible Verse Song: Trust Proverbs 3:5-6, ESV</td><td>DDD ESV Songs 12, track 26</td></tr><tr><td>Bible Truth 4 Extra Bible Verse Song: Trust in the LORD Proverbs 3:5-6, ESV</td><td>DDD ESV Songs 12, track 27</td></tr><tr><td>Bible Truth 4 Extra Bible Verse Song: May the God of Hope Romans 15:13, NIV 1984</td><td>DDD ESV Songs 12, track 28</td></tr><tr><td>Bible Truth 4 Extra Bible Verse Song: Let the Morning Bring Me Psalm 143:5,8, NIV 1984</td><td>DDD ESV Songs 12, track 29</td></tr><tr><td>Bible Truth 4 Extra Bible Verse Song: For a Little While 1 Peter 1:6-7, NIV 1984</td><td>DDD ESV Songs 12, track 30</td></tr><tr><td>Bible Truth 4 Extra Bible Verse Song: If God Is for Us Romans 8:31,32,35,37-39, ESV</td><td>DDD ESV Songs 12, track 31</td></tr><tr><td>Bible Truth 4 Extra Bible Verse Song: Many Walk as Enemies Philippians 3:18,19,20, ESV</td><td>DDD ESV Songs 12, track 32</td></tr><tr><td>Bible Truth 4 Extra Bible Verse Song: You Were Publicly Exposed Hebrews 10:32-36, ESV</td><td>DDD ESV Songs 12, track 33</td></tr></table> <p>Add more fun to Sing-along Music Time by adding a Music, Movement & Memory Activity. These activities are listed on p.10 of this lesson plan with the Response Activities. Instructions found in Appendix B.</p>		Big Q & A 12 Song	DDD ESV Songs 12, track 12	Big Question 12 Song	DDD ESV Songs 12, track 13	Big Question 12 (Unit) Bible Verse Song: Walk in Love Ephesians 5:1-2, ESV	DDD ESV Songs 12, track 14	Extra Big Question 12 (Unit) Bible Verse Song: Let Everyone Who Names the Name 2 Timothy 2:19,22, ESV	DDD ESV Songs 12, track 15	Big Question 12 Hymn: Trust and Obey, v.1	DDD ESV Songs 12, track 16	Big Question 12 Praise Song: I Have Decided to Follow Jesus	DDD ESV Songs 12, track 17	Big Question 12 Praise Song: God Is So Good	DDD ESV Songs 12, track 21	Bible Truth 4 Bible Verse Song: Trust Proverbs 3:5-6, ESV	DDD ESV Songs 12, track 26	Bible Truth 4 Extra Bible Verse Song: Trust in the LORD Proverbs 3:5-6, ESV	DDD ESV Songs 12, track 27	Bible Truth 4 Extra Bible Verse Song: May the God of Hope Romans 15:13, NIV 1984	DDD ESV Songs 12, track 28	Bible Truth 4 Extra Bible Verse Song: Let the Morning Bring Me Psalm 143:5,8, NIV 1984	DDD ESV Songs 12, track 29	Bible Truth 4 Extra Bible Verse Song: For a Little While 1 Peter 1:6-7, NIV 1984	DDD ESV Songs 12, track 30	Bible Truth 4 Extra Bible Verse Song: If God Is for Us Romans 8:31,32,35,37-39, ESV	DDD ESV Songs 12, track 31	Bible Truth 4 Extra Bible Verse Song: Many Walk as Enemies Philippians 3:18,19,20, ESV	DDD ESV Songs 12, track 32	Bible Truth 4 Extra Bible Verse Song: You Were Publicly Exposed Hebrews 10:32-36, ESV	DDD ESV Songs 12, track 33
Big Q & A 12 Song	DDD ESV Songs 12, track 12																															
Big Question 12 Song	DDD ESV Songs 12, track 13																															
Big Question 12 (Unit) Bible Verse Song: Walk in Love Ephesians 5:1-2, ESV	DDD ESV Songs 12, track 14																															
Extra Big Question 12 (Unit) Bible Verse Song: Let Everyone Who Names the Name 2 Timothy 2:19,22, ESV	DDD ESV Songs 12, track 15																															
Big Question 12 Hymn: Trust and Obey, v.1	DDD ESV Songs 12, track 16																															
Big Question 12 Praise Song: I Have Decided to Follow Jesus	DDD ESV Songs 12, track 17																															
Big Question 12 Praise Song: God Is So Good	DDD ESV Songs 12, track 21																															
Bible Truth 4 Bible Verse Song: Trust Proverbs 3:5-6, ESV	DDD ESV Songs 12, track 26																															
Bible Truth 4 Extra Bible Verse Song: Trust in the LORD Proverbs 3:5-6, ESV	DDD ESV Songs 12, track 27																															
Bible Truth 4 Extra Bible Verse Song: May the God of Hope Romans 15:13, NIV 1984	DDD ESV Songs 12, track 28																															
Bible Truth 4 Extra Bible Verse Song: Let the Morning Bring Me Psalm 143:5,8, NIV 1984	DDD ESV Songs 12, track 29																															
Bible Truth 4 Extra Bible Verse Song: For a Little While 1 Peter 1:6-7, NIV 1984	DDD ESV Songs 12, track 30																															
Bible Truth 4 Extra Bible Verse Song: If God Is for Us Romans 8:31,32,35,37-39, ESV	DDD ESV Songs 12, track 31																															
Bible Truth 4 Extra Bible Verse Song: Many Walk as Enemies Philippians 3:18,19,20, ESV	DDD ESV Songs 12, track 32																															
Bible Truth 4 Extra Bible Verse Song: You Were Publicly Exposed Hebrews 10:32-36, ESV	DDD ESV Songs 12, track 33																															
OR Bible Verse Memory Game <i>instructions found in Appendix B</i>	<p>Lesson 1 Game: Detective Mission Madness Practice</p> <p>Lesson 2 Game: Duck, Duck, Goose</p> <p>Lesson 3 Game: Slap, Clap and Stack</p> <p>These activities are also included on p.10 of this lesson plan with the Response Activities.</p>																															
2. OPENING CIRCLE TIME (introduce the Bible Truth and tell the related Bible story)																																
Gathering the Children <i>lyrics and sheet music, Appendix A</i>	<p>Sing verse 1 of The Classroom Song to gather the children for Circle Time.</p> <p>The Classroom Song, verse 1 DDD ESV Songs 12, track 1</p> <p>Let's gather together to worship God, Let's gather together to worship God, Let's gather together to worship God, Come gather here with me!</p>																															
Welcome to Deep Down Detectives	★ "Welcome to Deep Down Detectives. We're so glad you've joined us! Detectives are people who look for answers to questions. In Deep Down Detectives, we look for answers to big questions about God. We dig deep down in the truths of God's Word to find them."																															

Lesson Plan: Big Question 12, Bible Truth 4

use with all THREE lessons

p.2**2. OPENING CIRCLE TIME, continued**

= follow the stars for a short & simple lesson plan

<p>Deep Down Detectives Theme Song</p> <p><i>lyrics and sheet music, Appendix A</i></p>	<p>"Let's sing our Deep Down Detectives Theme Song."</p> <p> Deep Down Detectives Theme Song DDD ESV Songs 12, track 5</p> <p>We're Deep Down Detectives, diggin' deep in God's Word, For truths about God and His plans for this world, We're seeking to love Him, with all of our heart, We're Deep Down Detectives! Come on! Let's start!</p>
<p>Classroom Rules Song</p> <p><i>lyrics and sheet music, Appendix A</i></p>	<p>There are two very important things that Deep Down Detectives do together: we worship God and we love one another. Our Classroom Rules Song reminds us how we should act. Let's sing it."</p> <p>Classroom Rules Song DDD ESV Songs 12, track 6</p> <p>Shh, be quiet while someone is talking, Raise your hand, if you have something to say, Don't touch your friend, sitting beside you, Obey your teachers, Be kind as you play. These are our classroom rules, These are our classroom rules, They help us worship God and love one another, These are our classroom rules.</p>
<p>Opening Prayer Time</p> <p><i>lyrics and sheet music, Appendix A</i></p>	<p>"Children, we need God's help to keep these rules. Let's ask Him to help us right now. Let's get ready and pray."</p> <p>Let's Pray DDD ESV Songs 12, track 7</p> <p>1-2-3! Fold your hands, Bow your head, Close your eyes. Let's pray! <i>(repeat)</i></p> <p>"Let's pray:"</p> <p> Opening Prayer</p> <p>Dear Lord, We're so glad to get to gather together to worship You! Please help us keep the classroom rules. Please help us to love You and learn about You today. In Jesus' name we pray. Amen.</p>

Lesson Plan: Big Question 12, Bible Truth 4

use with all THREE lessons

p.3**2. OPENING CIRCLE TIME, continued**

= follow the stars for a short & simple lesson plan

Reveal the Big Question**Introduce the Big Question Box/Briefcase***lyrics and sheet music, Appendix A*

"Detectives INVESTIGATE things. That means they ask questions and look for answers. Deep Down Detectives investigate big questions about God. The Big Question we are investigating today is right inside our Big Question Box/Briefcase.

The Big Question Box Song*DDD ESV Songs 12, track 8*

We've got a big box,
All closed up and locked,
Filled with the truths of God's Word.

We've got a brief case,
There's no time to waste,
Come on, kids, let's open it up!

The Big Question under Investigation*VISUAL AID**of BQB**Big Question & Answer Sign, front side***found in the DDD Unit 12 Visual Aids, ESV Book*

Ok, who would like to open for me and pull out the Big Question?"

Choose a child to open the box/briefcase, take out the Big Question and hand it to you, then hold up the Big Question sign for all the children to see, and say:



The Big Question we are investigating today is Big Question Number 12:

How Should God's People Live?

and the Answer is:

They Should Live Like Jesus!**Big Question Meaning**

We become God's people when we turn away from our sins and trust in Jesus as our Savior. When we do, God forgives our sins and we begin a whole new way of life. God's people no longer live life just to please themselves. They want to honor God with their whole lives, like Jesus did. They seek to love God most of all and love all people, too.

Big Question Songs

"Let's sing our Big Question Song:

Big Q & A 12 Song*lyrics and sheet music, Appendix A***Big Q & A 12 Song***DDD ESV Songs 12, track 12**(adapted version of "Twinkle, Twinkle, Little Star")*

How should God's people live each day?
They should live like Jesus!
How should God's people live each day?
How should God's people live each day?
How should God's people live each day?
They should live like Jesus!

2. OPENING CIRCLE TIME, continued

= follow the stars for a short & simple lesson plan

**Learning about
the Big Question
(use one or both)***Repeat the Big Question and Answer again:**"How Should God's People Live? They Should Live Like Jesus!"**Say: "Hmmm, I wonder what that means... Let's do our action rhyme/sing our song that explains it."**Then do the action rhyme or sing the song using any of the optional motions suggested, if desired.***Big Question
Action Rhyme****Big Question 12 Action Rhyme**

Jesus loved God,
I should, too!
Jesus loved others,
I should, too!
Jesus prayed to God,
I should, too!
Jesus obeyed God,
I should, too!

God wants me to live like Jesus,
In everything
I think and say and do!

(POSSIBLE ACTIONS)*Point up to God in heaven**Point to self**Point out to others**Point to self**Make prayer hands**Point to self**Point up to God in heaven**Point to self**Point up to God in heaven**Touch head, mouth and walk in place***Big Question
(Action Rhyme)
Song***lyrics and sheet music,
Appendix A***Big Question 12 (Action Rhyme) Song***DDD ESV Songs 12, track 13***(POSSIBLE ACTIONS)****Refrain:**

How should God's people live?
How should God's people live?
How should God's people live?
They should live like Jesus!

*Point up to God in heaven***Verse 1**

Jesus loved God most of all,
He loved all people, too,
In all that He did and said and thought,
He loved them thru and thru. (Refrain)

*Touch heart, then point up to God in heaven**Point out to others**Touch heart***Verse 2**

God's people should love God most of all,
They should love others, too,
And God the Holy Spirit,
Will help them in all they do. (Refrain)

*Point up to God in heaven**Point out to others**Touch heart*

Lesson Plan: Big Question 12, Bible Truth 4

use with all THREE lessons

p.5**2. OPENING CIRCLE TIME, continued**

★ = follow the stars for a short & simple lesson plan

Learning the Bible Truth

VISUAL take out

AID

#2



of BQB

VISUAL AID

All the Bible Truths Sign

★ "They Should Live Like Jesus" is a good beginning, but there's so more to learn. So it's time for us to dig down even deeper for more answers to our Big Question about God. We're going to be learning **EIGHT** Bible truths that all tell us more about what the God is like.

Who would like to hand me the picture with our eight Bible truths on it? It's in the Big Question Box/Briefcase." *Choose a child to get it and hand it to you, then hold it up and show them the pictures of the eight truths they will be learning.*

Bible Truth Clue

VISUAL take out

AID

#3



of BQB

Bible Truth Clue Sign,

front side

VISUAL AID

After everyone has had a good look, say...

"Ok, we've learned three truths about how to live for God. They are: "By Asking God for His Help," "By Loving God Most of All," and "By Loving Other People As God Has Loved Them." (point to pictures as you identify each Bible Truth). Now let's look at our Bible Truth Clue sign and see if we can figure out which of these eight truths we will be learning about today. Who would like to get it out of the Big Question Briefcase for me?"

Choose a child to open the briefcase, take out the Bible Truth Clue sign and hand it to you. Hold up the front side for the children to see. Cover up the answer, written along the bottom, and say:

"How Should God's People Live?

They Should Live Like Jesus!

By Trusting God and Being ____ with What He Wants!"

Hint

We're missing one word. Here's the hint to what the missing word is. It says: "What is the opposite of being sad? It starts with an "H" and it rhymes with "snappy."

Can you guess? It's "HAPPY."

So, the Bible Truth we are learning today is:

(uncover answer from bottom of sign, show it to them and say:)

★ **"How Should God's People Live?**

They Should Live Like Jesus!

By Trusting God and Being HAPPY with What He Wants!"

And here is what this Bible Truth means: *(read the meaning off of the back of the sign, say:)*

Bible Truth Meaning

★ Jesus trusted God, His Father, completely. He knew that what His Father wanted Him to do was always best. He knew His Father would always give Him strength to do whatever He wanted Him to do. Sometimes His Father's plans were very hard, but Jesus knew that His plans were still always best.

God wants His people to trust Him like Jesus did. God promises to always take care of them. He promises that even all the sad or bad things they go through, He will use to do good things. He promises to always give them the Holy Spirit to give them strength to do what He wants them to do.

Sometimes it is very hard for God's people to keep trusting God and His plans. Sometimes they want to grumble or be mad at God because of what happens to them. But God wants them to keep on trusting Him, even in those very hard times. He wants them to be happy and keep on believing that He is doing what is best for them. He wants them to keep trusting that He will show Himself to be the good and great God He is. For indeed, God IS so very good and great; and, what He has planned is always best!

We can become God's people who trust God, too, when we turn away from our sins and trust in Jesus as our Savior.

Lesson Plan: Big Question 12, Bible Truth use with all THREE lessons

2. OPENING CIRCLE TIME, continued



= follow the stars for a short & simple lesson plan

Learning the Bible Verse

The Bible Chant Song

lyrics and sheet music,
Appendix A

"And how do I know this is true? God tells me so in His special book, the Bible."

Say or sing the Bible Chant Song.

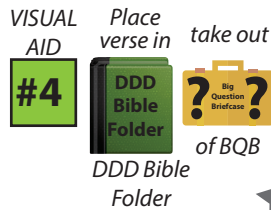
The Bible Chant Song

DDD ESV Songs 12, track 9

The Bible, the Bible,
Let's get out the Bible.
Let's hear what God has to say.
The Bible, the Bible,
God's given us the Bible.
It's His Word for us to learn and obey! Yay!

Bible Verse

DDD 12.4 Bible Verse-front
side (in the DDD Bible folder)



*found in the DDD Unit 12
Visual Aids, ESV Book

"Who would like to get our Bible folder out of the Big Question Briefcase for me?"

Choose a child to open the briefcase, take out the "Bible" folder and hand it to you. Remove the Bible Verse Picture from the "Bible" folder and hold it up for all the children to see, then say:

Proverbs 3:5-6 tells us:

Proverbs 3:5-6, ESV

"Trust in the LORD with all your heart, and do not lean on your own understanding. In all your ways acknowledge him, and he will make straight your paths."

Learn a Little: "Trust in the LORD with all your heart."

Bible Verse Meaning

What does that mean?

These verses remind us that we can always trust the LORD and His good plans, even when we don't understand what He is doing. He wants us not to depend on ourselves or what we see, but on Him, His Word and His good plans. And when we do, we can know that He will show us what He wants us to do, every day of our lives.

2. OPENING CIRCLE TIME, continued

= follow the stars for a short & simple lesson plan

**Bible Verse
Song***lyrics and sheet music,
Appendix A**You might also enjoy:**Trust in the LORD
Proverbs 3:5-6, ESV V
DDD ESV Songs 12,
track 27**May the God of Hope:
Romans 15:13, NIV 1984
DDD ESV Songs 12,
track 28**Let the Morning Bring Me
Psalm 143:5,8, NIV 1984
DDD ESV Songs 12,
track 29**For a Little While
1 Peter 1:6-7, NIV 1984
DDD ESV Songs 12,
track 30**If God Is for Us
Romans 8:31,32,35,37-39,
ESV
DDD ESV Songs 12,
track 31**Many Walk as Enemies
Philippians 3:18,19,20, ESV
DDD ESV Songs 12,
track 32**You Were Publicly Exposed
Hebrews 10:32-36, ESV
DDD ESV Songs 12,
track 33*

We've said our Bible verse, now let's sing it!

Trust: Proverbs 3:5-6*DDD ESV Songs 12, track 26*


Trust in the LORD,
 Trust in the LORD,
 Trust in the LORD with all your heart,
 And do not lean,
 And do not lean,
 On your own understanding,
 In all your ways, acknowledge Him,
 In all your ways acknowledge Him,
 And He will make straight your paths,
 And He will make straight your paths.
 Proverbs Three, five and six.

Lesson Plan: Big Question 12, Bible Truth 4

use with all THREE lessons

p.8**2. OPENING CIRCLE TIME, continued**

= follow the stars for a short & simple lesson plan

Getting into the Case	<p>"Now it's time to do a bit more deep down investigating. Let's see what Detective Dan wants us to help him figure out. Would someone like to get it out for me?"</p>
Listening Assignments <div> <div>Place in</div> <div>take out</div> <div>   </div> <div>of BQB</div> </div>	<p>NOTE: Listening assignments are most suitable for ages 3+. Skip straight to the Bible story (see bottom of this page), if working with 2 year olds.</p> <p>"Let's open up our listening assignment and see what we are supposed to figure out today.</p> <p><i>Choose a child to take out the Listening Assignment (from the DDD Bible Folder) and hand it to you. Read Detective Dan's letter to the children that includes the listening assignment. The listening assignments are summarized below:</i></p>
<div> <div>VISUAL AID</div> <div>#5</div> <div>DDD Unit 12 Visual Aids, ESV</div> </div>	<p><u>Detective Dan's Lesson #1 Listening Assignment:</u></p> <p>I need to find out:</p> <ol style="list-style-type: none"> 1. Who did the king order to be thrown into the fire? 2. What did God give them faith to do?
<div> <div>VISUAL AID</div> <div>#6</div> <div>DDD Unit 12 Visual Aids, ESV</div> </div>	<p><u>Detective Dan's Lesson #2 Listening Assignment:</u></p> <p>Our Bible Verse is Proverbs 3:5-6:</p> <p>"Trust in the LORD with all your heart, and do not lean on your own understanding. In all your ways acknowledge him, and he will make straight your paths."</p> <p>I need to find out:</p> <ol style="list-style-type: none"> 1. Who had to trust in the Lord in ways far bigger than they could understand? 2. How did the Lord show his faithfulness to them?
<div> <div>VISUAL AID</div> <div>#7A,B,C</div> <div> <i>*Listening Assignment #3 includes the Assignment Sheet, plus 6 clue pictures*</i> </div> <div>DDD Unit 12 Visual Aids, ESV</div> </div>	<p><u>Detective Dan's Lesson #3 Listening Assignment:</u></p> <p>I found six clues, but only 4 of them are in the story. They are: rich clothes, a clock, a hippo, a big statue, a hot fire, and a mighty king. <i>Hold each of them up for the children to see as you identify them.</i></p> <p>I need to figure out:</p> <ol style="list-style-type: none"> 1. Which four belong in our story? 2. Who chose to praise the Lord and keep worshiping him even when it almost cost them their lives?
<p>Tell the Bible Story</p> <div> <div>Place story & pics in</div> <div>take out</div> <div>   </div> <div>of BQB</div> </div> <p>DDD Unit 12 Visual Aids, ESV</p> <p>Story text included in this book right after this lesson plan and in Visual Aids book</p>	<p>★ Then say, "Ok, Deep Down Detectives! Put on your best listening ears and see if you can hear the answers to Detective Dan's questions. When I finish telling the story, we will see if we can answer all the questions."</p> <p>★ Bible Story: The Case of the Faith that Faced Fire</p> <p><i>Daniel 1-3</i></p> <p><i>Read the Bible Truth story, putting up the storyboard pictures as you tell it. Then, have the children answer the listening assignment. Present the gospel and lead in prayer.</i></p> <p><i>*Answers to questions; the gospel; and, ACTS prayer are included with the story text.*</i></p>

Lesson Plan: Big Question 12, Bible Truth 4

use with all THREE lessons

p.9**2. OPENING CIRCLE TIME, continued**

= follow the stars for a short & simple lesson plan

<p>Story Response Song(s)</p> <p>Hymn</p> <p><i>lyrics and sheet music, Appendix A</i></p>	<p><i>As attention span and time allow, you might want to end with one of the following songs which also tie in with the unit. If desired, use the Music and Movement activity ideas while singing (listed with the Response Activities).</i></p> <p>Trust and Obey <i>DDD ESV Songs 12, track 15</i></p> <p>Verse 1</p> <p>When we walk with the Lord, In the light of His Word, What a glory He sheds on our way! While we do His good will; He abides with us still, And with all who will trust and obey.</p> <p>Refrain</p> <p>Trust and obey, For there's no other way, To be happy in Jesus, But to trust and obey.</p> <p>Tie-in: "How should God's people live each day? They should live like Jesus! God's people live like Jesus when they trust and obey God. Jesus always trusted and obeyed His Father in heaven, even when it was very, very hard. God's people go through hard things, too. They might want to be afraid or sad. They might want to be unhappy, but they don't need to be. They can trust God and keep on obeying Him. God will never stop caring for them! God has promised to care for His people every day of their lives."</p>
<p>Praise Song</p> <p><i>lyrics and sheet music, Appendix A</i></p>	<p>Praise Song: I Have Decided to Follow Jesus <i>DDD ESV Songs 12, track 16</i></p> <p>I have decided to follow Jesus, I have decided to follow Jesus, I have decided to follow Jesus, No turning back, no turning back..</p> <p>Tie-in: "How should God's people live each day? They should live like Jesus! The Lord wants us to decide--that is, to say "Yes, I will!"-- to live like Jesus each day. He wants us to love and obey Him. That's what it means to follow Jesus. Let's sing a song about following Jesus."</p>

3. TAKING ACTION: Response Activities *(choose from among these activities)*

<p>Transition to Activities</p>	<p> Well, Deep Down Detectives, you've done a great job diggin' deep down for answers in the truths of God's Word. Now it's time to enjoy some activities."</p> <p><i>Tell children what activity/s you are providing for them: either free play or some of the response activities listed below. When you are ready to dismiss them, use this song to help the children transition in an orderly fashion to their next activity.</i></p>
<p>Classroom Song, verse 2</p> <p><i>lyrics and sheet music, Appendix A</i></p>	<p>"Children, let's sing our Time to Play Song. When we are finished you may get up and walk over to our next activity."</p> <p>Classroom Song, verse 2 <i>DDD ESV Songs 12, track 2</i></p> <p>We've gathered together to worship God, We've gathered together to worship God, And now it's time to play.</p> <p><i>Dismiss the children to whatever activities you have prepared for them to do.</i></p>


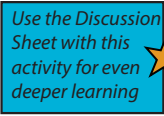

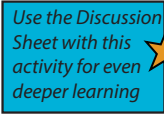

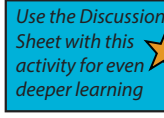


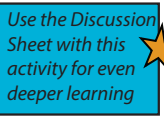

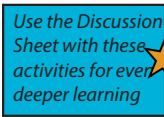

Lesson Plan: Big Question 12, Bible Truth 4

use with all THREE lessons

p.10


3. TAKING ACTION: Response Activities (choose from among these activities)




= short & simple lesson plan

Response Activities	Choose one or more activities appropriate for your children, based on classroom time and developmental needs. Add the Discussion Sheet to any activity for deeper learning. 
Bible Verse Memory Game <i>game directions, Appendix B</i>	<p>Though listed with the opening activities, you may choose to use this Bible verse game here instead (or as a repeat).</p> <ul style="list-style-type: none"> Lesson 1 Game: Detective Mission Madness Practice Lesson 2 Game: Duck, Duck, Goose Lesson 3 Game: Slap, Clap and Stack <div>   </div> <p>Discussion Questions</p>
Music, Movement & Memory Activity <i>game directions, Appendix B</i>	<p>A music activity that uses the songs from the Bible Truth and Big Question unit.</p> <ul style="list-style-type: none"> DDD Songs for this Bible Truth, plus: Lesson 1 Activity: March 'n' Say Lesson 2 Activity: Clap, Tap and Say Lesson 3 Activity: Block Clappers <div>   </div> <p>Discussion Questions</p>
Bible Story Review Game <i>game directions, Appendix B</i>	<p>A game that uses the storyboard pictures from the story to review the story.</p> <ul style="list-style-type: none"> Lesson 1 Game: Who's Inside? Lesson 2 Game: Fix Up the Mix Up Lesson 3 Game: Take Me through the Tunnel <div>   </div> <p>Discussion Questions</p>
Coloring Pages/ Take Home Sheets <i>in Appendix C</i> 	<p>A coloring page related to the lesson assignment question is provided for each lesson. On the back of each are the key concepts, a few questions and a song for parents to use with their children.</p> <p>NOTE: Upgrade your coloring sheet to a more interesting craft by offering simple embellishments, such as jiggly eyes, craft sand, glitter, glitter glue, colored paper dots (made with a hole punch), fabric scraps, etc. Make cut-to-size glued-on clothes, hair, etc for characters by using a copy of the coloring sheet, cutting out the selected portions and making them the patterns for whatever you want to cut out of fabric, paper, foil, etc.</p> <ul style="list-style-type: none"> Lesson 1 Coloring Sheet Emphasis: Bible Truth Lesson 2 Coloring Sheet Emphasis: Bible Verse Lesson 3 Coloring Sheet Emphasis: ACTS Prayer <div>   </div> <p>Discussion Questions</p>
Extra Crafts: Big Question Craft <i>in Appendix C</i> Bible Verse Craft <i>in Appendix C</i> Bible Story Puzzle <i>in Appendix C</i>	<p>These crafts are slightly more complex than the coloring/take home sheets:</p> <p>The Bible Concept Go-and-Tell Craft is a craft that summarizes the Bible concept and includes the Bible verse is included for those desiring more than a coloring sheet. This more complex craft will involve gluing, sticking, etc. Can be used at any time.</p> <p>The Bible Story Coloring Sheet provides a tie in between the Bible story and the Bible truth they are learning.</p> <p>The Storyboard Picture Placement Page has been made into a puzzle that can be cut out and re-assembled by the children. This provides a nice summary of the story.</p> <div>   </div> <p>Discussion Questions</p>
Free Play Activities <i>ideas in Appendix D</i>	<p>Offer your own or some of the easy-to-make, free play activities suggested in Appendix D.</p>

Lesson Plan: Big Question 12, Bible Truth 4

use with all THREE lessons

p.11**4. CLOSING CIRCLE TIME** *(End-of-session activities for the last 5-10 minutes of class time)* = short & simple lesson plan

<p>Transition to Closing Circle</p> <p>Classroom Song, verse 3</p> <p><i>lyrics and sheet music, Appendix A</i></p>	<p><i>Use this song to help the children transition in an orderly fashion. Start singing this song and ask the children to gather with you for Closing Circle Time.</i></p> <p>Classroom Song, verse 3 <i>DDD ESV Songs 12, track 3</i></p> <p>It's time to get ready to go and tell, It's time to get ready to go and tell, Come gather here with me.</p>
<p>Closing Circle Time</p> <p>Classroom Song, verse 4</p> <p><i>lyrics and sheet music, Appendix A</i></p>	<p><i>When children are settled in the circle, say:</i></p> <p>"It's almost time for your parents to come pick you up. And do you know what that means? It means.... (draw this out to build anticipation and excitement)...that it's almost time to go home and....it's almost time to...Go and Tell! We have learned some big news about God today. God wants us to take and tell it to the whole world!"</p> <p>Classroom Song, verse 4 <i>DDD ESV Songs 12, track 4</i></p> <p>So what's our big news to go and tell, So what's our big news to go and tell, Can you tell me now?</p>
<p>Big News to Tell</p> <p>Big Question 12</p> <p><small>VISUAL AID</small></p> <p></p> <p><i>*found in DDD Unit 12 Visual Aids, ESV Book lyrics and sheet music, Appendix A</i></p> <p>Big Question 12, Bible Truth 4</p> <p><small>VISUAL AID</small></p> <p></p>	<p>"Let's see....there's so much big news to tell! There's so much we've learned!</p> <p>First of all, can you tell me the answer to our Big Question: "How Should God's People Live?" <i>Hold up the Bible Truth Clue Picture.</i></p> <p>Say the answer with me: "They Should Live Like Jesus!"</p> <p><i>(If desired, you can sing one/both of the Big Question songs.)</i> <i>DDD ESV Songs 12, tracks 12,13</i></p> <p>And what's one way He does this? What did we learn? <i>Point to the picture.</i></p> <p>"By Trusting God and Being Happy with What He Wants!"</p> <p>"And how do I know this is true? Can you tell me? Say it with me: "The Bible tells me so!" That's right!</p>
<p>Big Question 12 Bible Truth 4 Bible Verse</p> <p><small>VISUAL AID</small></p> <p></p> <p><i>*found in the DDD Unit 12 Visual Aids, ESV Book lyrics and sheet music, Appendix A</i></p>	<p>We learned: Proverbs 3:5-6, ESV:</p> <p>"Trust in the LORD with all your heart, and do not lean on your own understanding. In all your ways acknowledge him, and he will make straight your paths."</p> <p>Learn a Little: "Trust in the LORD with all your heart."</p> <p>These verses remind us that we can always trust the LORD and His good plans, even when we don't understand what He is doing. He wants us not to depend on ourselves or what we see, but on Him, His Word and His good plans. And when we do, we can know that He will show us what He wants us to do, every day of our lives.</p> <p><i>(If desired, you can sing the Bible verse song.)</i> <i>DDD ESV Songs 12, track 26</i></p>

Lesson Plan: Big Question 12, Bible Truth 4

use with all THREE lessons

p.12**4. CLOSING CIRCLE TIME, continued**

= follow the stars for a short & simple lesson plan

Closing ACTS Prayer Time ACTS Prayer Chant <i>lyrics and sheet music, Appendix A</i>	<p><i>Let's ask God to help us to remember this and even tell others this good news. Let's get ready and pray our ACTS prayer.</i></p> <p><i>And what does ACTS mean? Let's sing/say our ACTS Prayer Chant!</i></p> <p>ACTS Prayer Chant Song <i>DDD ESV Songs 12, tracks 10,11</i></p> <p>A, Adoration, God, we praise You! C, Confession, Forgive us our sins. T, Thanksgiving, Thank You for Jesus, S, Supplication, Help us to live like Him.</p> <p style="text-align: right;">That's the ACTS prayer, my friend, Bow your head, Close your eyes, Shhh, Let's begin.</p>
Closing ACTS Prayer	<p>"Let's pray!"</p> <p><i>Lead the children in the ACTS prayer for this Bible Truth.</i></p> <p>A God, we praise You for always being good and deserving of our trust. Thank You that You are always good and wise and perfect in everything You do and plan.</p> <p>C God, please forgive us for not trusting You when things happen that we don't like or don't understand. Many times, we choose to stop trusting You or doubting that You know what is best. We need a Savior!</p> <p>T Thank You, God, for always doing what is best. Thank You that we can always trust You and be happy with what You allow in our lives. Even if we don't understand, we know You do.</p> <p>S God, please work in our hearts. Help us turn away from our sins and trust in Jesus as our Savior. Help us to love You. Help us to trust You with everything in our lives. Help us to be happy with what You choose, even when it is hard and even when we don't understand. In Jesus' name we pray, Amen.</p>
5. TAKING IT HOME <i>(Take Home Sheet)</i>	
Clean up and Dismissal ★	<p>"Now it's time to work together and clean up." <i>Have the children join you in cleaning up the room.</i></p>
Coloring Pages/ Take Home Sheets ★ <i>in Appendix C</i>	<p><i>Give out the craft/take home sheet and any other papers from the session, as you dismiss children from class.</i></p> <p><i>(Reminder: The back side of the coloring page is the take home sheet for each lesson.)</i></p>
Bible Story to Take-Home <i>in Appendix C</i>	<p>You may also want to include a copy of the story along with the take home sheet. (However, each coloring sheet/take home sheet includes a note to parents telling where they can download the story from the Parent Resources section on the website.</p>

Bible Story for Big Question 12, Bible Truth 4

use with all THREE lessons

Place
story in

take out

P.1**The Case of the Faith that Faced Fire***Daniel 1-3*

of BQB

Story-telling Tips

Ahead of time:

1. Read the Bible verses and story. Pray!
2. Choose story action cues and prepare storyboard figures/story scenes, if using. (In Visual Aids book)
3. Practice telling story with the storyboard pictures, timing your presentation. Shorten, if necessary.

During your presentation:

1. Maintain as much eye contact as possible as you tell the story.
2. Put up storyboard figures/add story action cues/hold up storybook scenes as you tell the story. Allow the children to help you put them on the board, if desired.
3. Include the children in your story with a few questions about what they think will happen or words/concepts that might be new to them.
4. Watch the kids for signs that their attention span has been reached. Shorten, if necessary.

INTRODUCTION/ LISTENING ASSIGNMENTS

"Our story is called: The Case of the Faith that Faced Fire. Here is your listening assignment." Read from Detective Dan's Listening Assignment signs, but questions are summarized below:

Detective Dan's Lesson #1 Listening Assignment:

I need to find out:

1. Who did the king order to be thrown into the fire?
2. What did God give them faith to do?

Detective Dan's Lesson #2 Listening Assignment:**Our Bible Verse is Proverbs 3:5-6:**

"Trust in the LORD with all your heart, and do not lean on your own understanding. In all your ways acknowledge him, and he will make straight your paths."

I need to find out:

1. Who had to trust in the Lord in ways far bigger than they could understand?
2. How did the Lord show his faithfulness to them?

Detective Dan's Lesson #3 Listening Assignment:

I found six clues, but only 4 of them are in the story.

They are: rich clothes, a clock, a hippo, a big statue, a hot fire, and a mighty king. Hold each of them up for the children to see as you identify them.

I need to figure out:

1. Which four belong in our story?
2. Who chose to praise the Lord and keep worshiping him even when it almost cost them their lives?

Read the assignment questions, THEN SAY,

"Ok, Deep Down Detectives! Put on your best listening ears and see if you can hear the answers to Detective Dan's questions. When I finish telling the story, we will see if we can answer all the questions."

Read the Bible Truth story, answer questions, present the gospel and lead in prayer.

Answers to questions; the gospel; and, ACTS prayer are included with the story text.

The Case of the Faith that Faced Fire *Daniel 1-3*

Story with lines separating paragraphs (text in bold, optional interaction cues in italics) Numbers correspond to storyboard pictures and placement upon the storyboard. Always feel free to use less pictures, if it's best for your kids. Simply black out the numbers next to pictures you do not plan to use. All pictures are found in the Visual Aids book. Put BG (background) pictures on storyboard ahead of time. SB pictures (listed below in story text) are added to board as you tell the story. These numbers are also found on the back of each picture. Tip: Stack pictures in numerical before telling story for easy use. Use sticky-back velcro to attach pictures to storyboard felt. Use sticky-tac putty to stick a picture on top of another picture. OR, if using the Story Scenes to tell the story, disregard the storyboard picture references listed below.

(SB1) March, march, march went Shadrach, Meshach and Abednego and the other people of Israel. Their enemies were taking them far away from their homes in Jerusalem. They were taking them to Babylon, the enemy's home, where they would make all those people of Israel work for them as their slaves.

So, march, march, march their enemies made them go, over the hills, and through the dry wilderness, to (SB2) the enemy land, Babylon.

(SB3) Shadrach, Meshach and Abednego were sad to leave their home. They were sad to have to work for their enemies, but they remembered the LORD's promises to them.

Through the prophets Isaiah, Ezekiel and Jeremiah, the LORD told them: "(SB4) You people of Israel have kept on disobeying Me and worshipping fake gods. I have been patient and forgiving towards you for a long, long time; yet still, you disobey Me. So now, I am punishing you that YOU might turn away from your sins," the LORD said.

"(SB5) You will go to work for your enemies for many years," the LORD told them. "But do not be afraid. I will take care of you and be with you. I will change your hearts with my Spirit, so you will want to obey Me. I will bring you back home," He promised. "(SB6) And best of all, one day, I will even send a Savior--My Son-- to save you from your sins. So trust in Me! Be happy with what I want! I am the LORD, the great, one, true God," the LORD said.

Shadrach, Meshach and Abednego held onto the LORD's promises. They chose to trust in Him and be happy with what He wanted...even though they had to live far away in Babylon and work for their enemies.

(SB7) Now, these enemies had a mighty king with a big, big name. Are you ready for it? It is King Nebuchadnezzar!

Can you say Nebuchadnezzar?

King Nebuchadnezzar had a helper named (SB8) Ashpenaz. Ashpenaz had a very important job. He was supposed to pick out the smartest, most handsome, young men from among the slaves and teach them to be new helpers for King Nebuchadnezzar. When Ashpenaz looked among the people of Israel for the smartest, most handsome, young men, who do you think he picked?

Can you guess who?

He picked (SB9) Shadrach, Meshach and Abednego!

"(SB10) Shadrach, Meshach and Abednego, you are just the kind of men King Nebuchadnezzar wants for new helpers. Come with me!" Ashpenaz ordered them. "You will go to the king's helper school. You will eat the best food and wear the finest robes and hats," Ashpenaz told them. "You will learn all about mighty King Nebuchadnezzar and the great gods of Babylon. You will work in the king's beautiful palace and help him make good decisions," he said.

Bible Story for Big Question 12, Bible Truth 4

use with all THREE lessons

P.3*Story with lines separating paragraphs (text in bold, optional interaction cues in italics)*

Wow! What a good life King Nebuchadnezzar was offering Shadrach, Meshach and Abednego! The best food to eat; the finest robes and hats to wear; and the honor of working in the rich palace of the mighty king, himself! This didn't sound so bad, did it?

What food do you think is the best food? What would it be like to work for a mighty king, do you think?

(SB11) But Shadrach, Meshach and Abednego knew the truth. King Nebuchadnezzar was being tricky! He was giving them all these nice things so they would forget their home, the LORD, their God, and the Bible, His Word. Yes! King Nebuchadnezzar wanted them to stop thinking about the LORD and honor him and his fake gods instead!

And what would happen to Shadrach, Meshach and Abednego if they didn't honor King Nebuchadnezzar and his fake gods as the king wanted them to? They were soon to find out.

What do you think? What would the king do?

(SB12) King Nebuchadnezzar came up with a big idea: "I am the greatest king on earth! Look at all the peoples I have captured and made my workers!" the king boasted! "They should worship me and my gods!"

"So, I'm going to make a great, golden statue for them all to worship," King Nebuchadnezzar planned. "Then everyone will really see what a great king I am and what great gods I worship."

(SB13) So King Nebuchadnezzar gave the order to his workers, "Build me a great, golden statue. Make it as high as a tall building. Put it out where lots of people can gather around it and worship it," the king ordered.

(SB14) The workers obeyed the king. They (SB15) built the great, golden statue, just like the king ordered. (SB16 replaces SB15) And when it was finished, oh, how tall it was! And oh, how golden it was! It was truly amazing to look at!

(SB17) Then King Nebuchadnezzar sent word to all his helpers and his musicians: "Come gather at the great, golden statue. When the musicians play their music, you are all to fall down and worship the great, golden statue I have made. This will show everyone how great I am and how great my gods are," he said.

"But if anyone refuses to worship, I will have him thrown into a (SB18) burning, fiery furnace," the king warned them. "So, you better obey me!"

That was a very scary warning the king gave! And as you can guess, all the helpers obeyed the king. No one wanted to be thrown into the hot, fiery furnace and die. So they gathered together before the great, golden statue and (SB19) when the musicians played their music, (SB20) they all fell down and worshipped the statue.

Everyone fell down, that is, except for three men. Can you guess who?

Can you guess?

(SB21) It was Shadrach, Meshach and Abednego!

Story with lines separating paragraphs (text in bold, optional interaction cues in italics)

Yes, Shadrach, Meshach and Abednego **REFUSED** to fall down and worship that great, golden statue. They worshiped only the LORD. He alone was the one, true God and they knew it. They weren't going to stop worshipping Him now, even if the king might throw them in a fiery furnace. So, there they stood while everyone else bowed down, sure that someone would notice.

And notice someone did! (SB22) Some enemies saw Shadrach, Meshach and Abednego standing there and went to the king with the news. "Shadrach, Meshach and Abednego don't care about you or your gods," (SB23) they told the king. "They refuse to fall down and worship your great, golden statue," they told the king.

The king was furious! (SB24) He called Shadrach, Meshach and Abednego before him and ordered, "(SB25) Listen to the music and fall down before my great, golden statue right now or else be thrown into the fiery furnace! Show me that you worship me and my gods," he told them. "There is no god who can rescue you from my punishment!" the king threatened them.

Was the king right? Was there really no god who could rescue them?

What do you think?

But, there **WAS** a god who could rescue them. (SB26) It was the LORD! And Shadrach, Meshach and Abednego knew it! The king was wrong. They remembered the LORD's promises to them. **THEY** loved Him and trusted in Him.

They said to the king, "King Nebuchadnezzar, you are wrong. Our God, the LORD, whom we serve, is able to deliver us from the burning fiery furnace if He wants to," they told him. "And even if He does not choose to, we will keep on worshipping Him. We will still be happy with what He wants because He is the one, true God and He knows what is best!"

Now King Nebuchadnezzar was really, **REALLY** furious! He had given Shadrach, Meshach and Abednego an extra chance to bow down and worship his great, golden statue, but he would **NOT** give them another! "(SB27) Add more wood to the fire so that it is even hotter!" he ordered. "Throw these men into the furnace!" he exclaimed.

(SB28) Mighty men grabbed Shadrach, Meshach and Abednego. They tied them up and threw them in the fire. The fire was so hot that the mighty men died from the heat when they came near it. But what about Shadrach, Meshach and Abednego? What happened to them?

What do you think happened to them?

King Nebuchadnezzar looked in the fiery furnace and was amazed to see (SB29) Shadrach, Meshach and Abednego walking around in the fire, completely fine! And there was a shining, heavenly person with them (some people think it was an angel, but some think it was Jesus!), protecting them from the fire with God's great power!

(SB30) King Nebuchadnezzar could hardly believe his eyes! "Come out of the fire, Shadrach, Meshach and Abednego!" the king ordered. (SB31) Shadrach, Meshach and Abednego obeyed. They walked through the flames and out of that hot furnace. They stood before the king, without a burn on their skin or the smell of smoke on their clothes! **Amazing!**

Story with lines separating paragraphs (text in bold, optional interaction cues in italics)

King Nebuchadnezzar knew there was only one reason why Shadrach, Meshach and Abednego were not killed or even hurt in that burning fiery furnace.

Do you know what it was?

(SB32) It was because their God, the LORD, really WAS the great, one, true God! He was to be trusted and worshipped, just like Shadrach, Meshach and Abednego had said!

King Nebuchadnezzar no longer wanted to bow down before his great, golden statue. He didn't want anyone else to bow down before it, either. It was great. It was golden. But it was NOT God! So now the king had a NEW God he wanted everyone to worship--the one, true God. Can you tell me His name?

Can you tell me?

It was the LORD! (SB33) So the king sent out a new announcement, "Praise to the God of Shadrach, Meshach and Abednego. He sent His angel and rescued them when they choose to keep trusting in Him rather than worshipping my great, golden statue. These men deserve to be great leaders in my kingdom; and the LORD, their God, deserves all peoples in my kingdom to honor Him," the king declared. "What a great God He is!" And King Nebuchadnezzar was right!

Cracking the Case: (story wrap-up for Listening Assignments)

It's time to see how we did with our Listening Assignment.

Detective Dan's Lesson 1 Listening Assignment:**1. Who did the king order to be thrown into the fire?**

Shadrach, Meshach, and Abednego.

2. What did God give them faith to do? To NOT bow down to the golden statue, but to keep believing and trusting in Him with their whole lives.

For You and Me:

Like Shadrach, Meshach, and Abednego, the LORD wants us to trust Him and be happy with what He wants, even when it is very hard. The LORD is always good and His plans are always right, even if we don't understand them. Sometimes this is very hard, but He promises to always help His people keep trusting in Him, no matter what. How can we become God's people? By turning away from our sins and trusting in Jesus as our Savior. Ask Him to help you trust in Jesus. And ask Him to help you trust Him with every day of your life! He loves to answer these prayers!

Detective Dan's Lesson 2 Listening Assignment:**Our Bible Verse is Proverbs 3:5- 6, ESV:**

"Trust in the LORD with all your heart, and do not lean on your own understanding. In all your ways acknowledge him, and he will make straight your paths."

1. Who had to trust in the LORD in ways far bigger than they could understand? Shadrach, Meshach, and Abednego.

2. How did the LORD show His faithfulness to them? He helped them to NOT bow down to the golden statue, but to keep on believing and trusting in Him with their whole lives. He protected them from dying in the fiery furnace, too.

For You and Me:

The LORD can always be trusted. He is always up to good. His plans are always perfect. And because He is so much bigger and greater than us, there will be many times when we don't understand the good things He's up to. That's why God's people are told not to lean on their own understanding, but to keep trusting in the LORD. The LORD knows they can't do this on their own. They need His help. And He is happy to give it! He will always give His people everything they need to keep trusting in Him and to be happy with what He wants.

We can become God's people, too, when we turn away from our sins and trust in Jesus as our Savior. God will help us trust Him and be happy with what He wants for our lives, too.

Detective Dan's Lesson 3 Listening Assignment:

Our six clues were: rich clothes, a clock, a hippo, a big statue, a hot fire, and a mighty king.

1. Which four belong in our story?

The rich clothes, the big statue, the hot fire, and the mighty king belong.

2. Who chose to praise the Lord and keep worshiping him even when it almost cost them their lives?

Shadrach, Meshach, and Abednego.

For You and Me

Like Shadrach, Meshach, and Abednego, the LORD wants us to trust Him and be happy with what He wants, even when it is very hard. The LORD is always good and His plans are always right, even if we don't understand them. Sometimes this is very hard, but He promises to always help His people keep trusting in Him, no matter what. How can we become God's people? By turning away from our sins and trusting in Jesus as our Savior. Ask Him to help you trust in Jesus. And ask Him to help you trust Him with every day of your life! He loves to answer these prayers!

The Gospel (story wrap-up if NOT using Listening Assignments)**Our Bible Truth is:****How Should God's People Live?****They Should Live Like Jesus...****By Trusting God and Being Happy with What He Wants!**

Shadrach, Meshach and Abednego were right to trust in the LORD and be happy with what He wanted. The LORD kept all His promises to them and to the people of Israel, for He DID take care of them; He WAS with them. He DID change their hearts; and, He DID bring them back home. And best of all, He DID send His Son, Jesus, to save all who would ever turn away from their sins and trust in Him as their Savior.

Yes, Jesus came and lived a perfect life that pleased God. On the cross, He offered it up to God as the perfect payment for the sins of all who would ever turn away from their sins and trust in Him as their Savior. Jesus suffered and died for God's people that day. But on the third day, He rose up from the grave in victory. He really had beaten sin and death for God's people!

This gift of salvation can be ours, too, when we turn away from our sins and trust in Jesus, He will save us from our sins, too. And we, too, can trust Him and be happy with what He wants, every day of our lives, just like Shadrach, Meshach and Abednego did.

Close in prayer.

Closing ACTS Prayer

- A** God, we praise You for always being good and deserving of our trust. Thank You that You are always good and wise and perfect in everything You do and plan.
- C** God, please forgive us for not trusting You when things happen that we don't like or don't understand. Many times, we choose to stop trusting You or doubting that You know what is best. We need a Savior!
- T** Thank You, God, for always doing what is best. Thank You that we can always trust You and be happy with what You allow in our lives. Even if we don't understand, we know You do.
- S** God, please work in our hearts. Help us turn away from our sins and trust in Jesus as our Savior. Help us to love You. Help us to trust You with everything in our lives. Help us to be happy with what You choose, even when it is hard and even when we don't understand.

In Jesus' name we pray, Amen.

Go to Lesson Plan, p.9 for the script to the rest of the lesson.

Deep Down Discussion Sheet

use with all THREE lessons

Use with all
response activities
for deeper learning**P.1***Questions to aid discussion of the key concepts and for use in games*

Be familiar with these questions and answers. Look for opportunities to ask questions and discuss their answers, such as while the children work on their coloring pages, as part of their response games, or during play time. Remember: your goal isn't to ask all these questions or only talk to the children about these things. It is to be deliberate in having good conversations with them, however much or little you have.

<p>BIG QUESTION</p> <p>Meaning</p> <p>Discussion Questions</p> <p><i>choose a few</i></p>	<p>How Should God's People Live? They Should Live Like Jesus!</p> <p>We become God's people when we turn away from our sins and trust in Jesus as our Savior. When we do, God forgives our sins and we begin a whole new way of life. God's people no longer live life just to please themselves. They want to honor God with their whole lives, like Jesus did. They seek to love God most of all and love all people, too.</p> <ol style="list-style-type: none"> 1. How should God's people live each day? <i>They should live like Jesus!</i> 2. Who did Jesus always love? <i>God.</i> 3. Who did Jesus always please in everything He felt, thought, said and did? <i>God.</i> 4. Are God's people perfect like Jesus? <i>No, they are not.</i> 5. Who do God's people try to live like? <i>Jesus.</i> 6. How do God's people try to live like Jesus? <i>They try to love God and please Him in everything they feel, think, say and do.</i> 7. How can we become God's people? <i>By turning away from our sins and trusting in Jesus as our Savior.</i>
<p>BIBLE TRUTH</p> <p>Meaning</p> <p>Discussion Questions</p> <p><i>choose a few</i></p>	<p>They Should Live Like Jesus... By Trusting God and Being Happy with What He Wants!</p> <p>Jesus trusted God, His Father, completely. He knew that what His Father wanted Him to do was always best. He knew His Father would always give Him strength to do whatever He wanted Him to do. Sometimes His Father's plans were very hard, but Jesus knew that His plans were still always best.</p> <p>God wants His people to trust Him like Jesus did. God promises to always take care of them. He promises that even all the sad or bad things they go through, He will use to do good things. He promises to always give them the Holy Spirit to give them strength to do what He wants them to do.</p> <p>Sometimes it is very hard for God's people to keep trusting God and His plans. Sometimes they want to grumble or be mad at God because of what happens to them. But God wants them to keep on trusting Him, even in those very hard times. He wants them to be happy and keep on believing that He is doing what is best for them. He wants them to keep trusting that He will show Himself to be the good and great God He is. For indeed, God IS so very good and great; and, what He has planned is always best! We can become God's people who trust God, too, when we turn away from our sins and trust in Jesus as our Savior.</p> <ol style="list-style-type: none"> 1. Who did Jesus trust completely? <i>God, His Father.</i> 2. What did Jesus think about what God, His Father, wanted Him to do? <i>That it was always best.</i> 3. Who did Jesus know would give Him strength to do whatever God wanted Him to do? <i>God, His Father.</i> 4. Who should trust God like Jesus did? <i>God's people.</i> 5. Who does God always promise to take care of? <i>His people.</i> 6. What does God promise to do with all the sad and bad things His people go through? <i>To use them to do good things.</i> 7. Who does God promise to give to His people to help them? <i>The Holy Spirit.</i> 8. How does God want His people to act about what happens to them? <i>He wants them not to grumble or get mad, but keep trusting Him and be happy that what He plans is best.</i> 9. How can we become God's people? <i>By turning away from our sins and trusting Jesus as our Savior.</i>

Deep Down Discussion Sheet

use with all THREE lessons

P.2*Questions to aid discussion of the key concepts and for use in games*

THE GOSPEL	What is God's good news for you and me? <i>The gospel! ! How should God's people live each day? They should live like Jesus... by trusting God and being happy with what He wants. God's people know how important it is to trust God. They had to say 'no' to disobeying God and trust in Jesus as their Savior when they first became a Christian. They know that God wants them to keep on trusting Him with everything in their lives. He wants them to keep on being happy with what He wants for them. They know that sometimes this is hard, but that God always does what is best. They know He will help them keep trusting Him, just as He did when they first became Christians. God will help us, too, if we ask Him. He will help us say 'no' to disobeying God and trust Jesus as our Savior. And He will keep on helping us trust Him and be happy in His good plans our whole lives!</i>
BIBLE TRUTH BIBLE VERSE	"Trust in the LORD with all your heart, and do not lean on your own understanding. In all your ways acknowledge him, and he will make straight your paths." -- Proverbs 3:5- 6, ESV Learn a Little: "Trust in the LORD with all your heart."
Meaning	These verses remind us that we can always trust the LORD and His good plans, even when we don't understand what He is doing. He wants us not to depend on ourselves or what we see, but on Him, His Word and His good plans. And when we do, we can know that He will show us what He wants us to do, every day of our lives.
Discussion Questions <i>choose a few</i>	1. Who can we always trust? <i>The LORD.</i> 2. Does God still have good plans, even when we don't understand them? <i>Yes, He does!</i> 3. What book tells us of God's good plans and promises? <i>The Bible.</i> 4. When we trust in the LORD with our lives, what can we know He will show us each day? <i>What He wants us to do. How He wants us to live.</i> 5. What is the best, first step we should take if we want to trust in the LORD? <i>We can ask God to help us to turn away from our sins and trust in Jesus as our Savior. He loves to answer these prayers!</i>
BIBLE STORY Discussion Questions <i>choose a few</i>	The Case of the God Who Would Never Leave 1. What was the name of the mighty king of Babylon? <i>King Nebuchadnezzar.</i> 2. Why were Shadrach, Meshach and Abednego marching to King Nebuchadnezzar's home? <i>They had been captured and were being made to work for their enemies in their home city.</i> 3. What did Shadrach, Meshach and Abednego remember that helped them trust God as their enemies took them away? <i>They remembered God's promises to bring them back home one day; and, to one day even send His Son to save them from their sins.</i> 4. Why did King N. want to make Shadrach, Meshach and Abednego his helpers and give them lots of nice things? <i>So they would forget the LORD and their own land.</i> 5. What did King N want everyone to bow down to? <i>A great, golden idol.</i> 6. What happened to Shadrach, Meshach and Abednego when they didn't bow down? <i>They were taken to the king and given another chance to worship the idol, but they would not do it.</i> 7. Why did Shadrach, Meshach and Abednego keep on trusting in the LORD and were willing to be thrown into the fiery furnace? <i>They knew the LORD was the one, true God. They know He could save them, if it was His good and perfect will.</i> 8. What happened to Shadrach, Meshach and Abednego when they were thrown into the fire? <i>They were not burned up, but protected by God. They were joined by an angel (maybe Jesus).</i> 9. What did King N. say when he saw that the LORD had protected Shadrach, Meshach and Abednego? <i>He proclaimed the LORD to be the Most High God and should be honored by all peoples.</i> 10. What is the best first step God wants us to take in learning to trust Him, like Shadrach, Meshach and Abednego did? <i>We can ask God to help us to turn away from our sins and trust in Jesus as our Savior. He loves to answer these prayers!</i>