


Big Question 12, Bible Truth 5 Storyboard Background Pictures Key (BG)

Put these pictures in place on your storyboard BEFORE you tell your story.

**BG1 Temple Exterior
in Good Shape**



**BG2 Temple Exterior,
Run Down**



**BG3 Temple Interior,
Run Down**



**BG4 Temple Interior,
Repaired**



**BG5 Outside the
Promised Land**



Big Question 12, Bible Truth 5 Storyboard Pictures Key (SB)

Store these pictures in numerical order in your DDD Bible Folder.

Add these to your story as you tell it. Numbers correspond to placement order.

SB1 Old Man Moses



SB2 Led Them Out of Egypt



SB3 Led Them to Sinai

SB4 Led Them Through Wilderness



SB5 Led Them to Edge of Promised Land

SB6 Love the LORD, Remember His Word



SB7 Kings Should Write Down God's Word for Themselves



SB8 People Promise to Do These Things




SB9 What Happened When They Learned/Kept God's Word



SB10 God Blessing Them



SB11 Kings Remembering to Write Down God's Word



SB12 Life Is Good



SB13 People Stop Remembering/Learning God's Word



SB14 Kings Stop Writing Down God's Word



SB15 Life Is Sad



SB16 Fake Gods



SB17 King and People Worship Fake Gods



SB18 Worship Gifts



SB19 God's Word



SB20 Temple Stuff



SB21 King Josiah



SB22 King Amon



SB23 King Josiah Seeks the LORD



SB24 Get Rid of Fake Gods!



SB25 Workers Get Rid of Fake Gods



SB26 Workers Work to Restore Temple



SB27 Wash Basin



SB28 God's Word, Found



SB29 Hilkiah and Shaphan



SB30 Josiah Hearing God's Word



SB31 Josiah Sad about Broken Covenant



SB32 Huldah the Prophetess




SB33 Josiah Gathers the People to Hear God's Word



SB34 Promise to Keep God's Word



Note: Use sticky tac putty rather than velcro on back of pictures placed on top of other pictures.



NOTES: BG 2,3 and 4 are interior and exterior images that are put in place underneath BG1. They are revealed during the story. And, SB16, 17, and 18 will be replaced by SB32 and 33.