

DEEP DOWN DETECTIVES

**Curriculum Resources
for Unit 12, Bible Truth 6:**



How Should God's People Live?

They Should Live Like Jesus...

**By Saying "No" to
Disobeying God!**

Session Prep (especially good for newbies!)

Pray!



Pray for the Holy Spirit to be at work in your and the children's hearts.

Review



If new to the curriculum, look at the **Getting Started with Deep Down Detectives section of the Core Curriculum book.** (p.5) It will be especially helpful to read through the Deep Down Detectives section of **The Praise Factory Tour: Extended Version Book.** This is a visual way to understand what goes on in the classroom. (A pdf of the book is found in the samples section on the website.)

Look through and Learn the Lesson



Read over **lesson plan.** Practice any **songs or action rhymes** you are using. Choose/make up motions to go with these. Choose less with younger children and more with older preschoolers. **Practice the lesson with the visual aids** and using the Big Question Box/Briefcase.

Read and Rehearse the Bible Story with Pictures



Read the Bible story from the Bible. Read the curriculum version. Practice telling it with the storyboard pictures. (If you have not previously laminated the story pictures, do that now.)

Let There Be Music



Download the music and listen to the songs. Choose which of the songs you will use with the children. If using live musicians, make sure they have the sheet music (Appendix A, Core Curriculum book).

Put the Props in Place



1. Prepare your Visual Aids. Put the Big Question, Unit Bible Truths, Bible Truth, Bible Verse, and Listening Assignment signs, as well as the Bible Story script in one side of the Bible folder.
2. Get out your storyboard. Put all background pictures in place (they have a BG by the number). Put the rest of the storyboard pictures (these have a SB by the number) in order of use in the other side of the Bible folder.
3. Put the DDD Bible Folder as well as the Big Question sign in the Big Question Box/Briefcase and shut it. If your box/briefcase has locks and you want to use the unlocking the box as part of your session, lock it now....but make sure you have the key or know the code first.
4. Prepare the music CD or sheet music or mp3 device for use in your session.

Set Out Free Play Activities



Choose and set up free time activities you will use with the children. Choose a variety of different activities that will be enjoyed by different types of children. Rotate the activities you provide to keep them interesting and fresh to your children. (Suggestions in Appendix D, Core Curriculum books.)

Prepare Any Activities



Choose which (if any) of the Bible Truth games and crafts activities you want to use in the session. Bear in mind your time frame as well as the developmental abilities and attention span of your children as you decide which/how many to prepare. **Look over the Discussion Sheet** and choose a few questions you might use to spark discussion with the children as they do their activities (especially good for ages 3's+). Pray for God to give you opportunities to talk about these things with the children.

Let Them Take It with Them



Make copies of the craft/take home sheets, if you are not already using them as one of your activities. You may also want to make copies of the story (see take-home version of each story included in Appendix C with the other take home resources) to have for parents to use with their children at home. There's a link on each craft/take home sheet to the story, if you don't make hard copies.

Store It



After your session is over, collect the resources and store them for future use. This curriculum can be used over and over for years to come.

Unit 12: God's People Live for Him

UNIT OVERVIEW

We become God's people when we turn away from our sins and trust in Jesus as our Savior. When we do, God forgives our sins and we begin a whole new way of life. God's people no longer live life just to please themselves. They want to honor God with their whole lives, like Jesus did. They seek to love God most of all and love all people, too.

In this unit we will learn eight ways that God's people live for Him.

UNIT BIBLE VERSE: Ephesians 5:1-2

"Be imitators of God, as beloved children. And walk in love, as Christ loved us and gave himself up for us."

BIG QUESTION UNDER INVESTIGATION: How Should God's People Live?

ANSWER: They Should Live Like Jesus!

OPTIONAL Big Question 12 INTRODUCTION LESSON (Use Hide 'n' Seek Kids Unit 12 Material)

Story: The Case of the Runaway Who Came Back *Philemon*

Bible Verse: Ephesians 5:1-2

BIBLE TRUTH 1: By Asking God for His Help (3 Lessons Available)

Story: The Case of the Hardest Thing *Matthew 26-28; Mark 14-16; Luke 22-24; John 18-21*

Bible Verse: Hebrews 4:16

BIBLE TRUTH 2: By Loving God Most of All (3 Lessons Available)

Story: The Case of the Man Who Left His Money *Matthew 9; Mark 2; Luke 5*

Bible Verse: Deuteronomy 6:4-5

BIBLE TRUTH 3: By Loving Other People As God Has Loved Them

(3 Lessons Available)

Story: The Case of the Man Who Kept on Loving *Acts 6-7*

Luke 3:15-18, 21-23; John 1:19-34

Bible Verse: 1 Corinthians 13:4-8,13

BIBLE TRUTH 4: By Trusting God and Being Happy with What He Wants (3 Lessons Available)

Story: The Case of the Faith that Faced Fire *Daniel 1-3*

Bible Verse: Proverbs 3:5-6

BIBLE TRUTH 5: By Learning God's Word and Obeying It (3 Lessons Available)

Story: The Case of the Lost Treasure *2 Kings 22; 23:1-20, 24; 2 Chronicles 34:8-33*

Bible Verse: Psalm 119:11,15-16



BIBLE TRUTH 6: By Saying "No" to Disobeying God (3 Lessons Available)

Story: The Case of the Escape that Waited *1 Samuel 17:19,23-24,27,31; 2 Samuel 5-6*

Bible Verse: 1 Corinthians 10:13

BIBLE TRUTH 7: By Telling the Good News of Jesus (3 Lessons Available)

Story: The Case of the Beautiful, Busy Feet *Acts*

Bible Verse: Romans 10:13-15

BIBLE TRUTH 8: By Making Much of God (3 Lessons Available)

Story: The Case of the Boastful Man

Acts 7-9,22; Romans; 1 & 2 Corinthians; Ephesians; Philippians

Bible Verse: Psalm 66:1-3,5,16

Deep Down Detectives ESV Songs 12 Track Numbers

This is a listing of all songs mentioned in the unit curriculum. You may or may not choose to use all of the songs. They are listed in easy-reference order--NOT in the order used in the curriculum. You may choose to simply burn a CD/load them onto an mp3 device in this order. Or, you may want to do what we do: choose the songs we want to use and create a play list of them in that order. Then, we burn a CD/upload the play list onto an mp3 device. A teacher only has to click forward to the next song, instead of hunting for the right track. The track number have been included as part of the title of each song, teachers will still have a reference to the track number listed in the curriculum (same as those listed below), even if you change the order on your customized play list.

SONGS USED EVERY UNIT OF THE CURRICULUM

- 1 The Classroom Song v.1
- 2 The Classroom Song v.2
- 3 The Classroom Song v.3
- 4 The Classroom Song v.4
- 5 Deep Down Detectives Theme Song
- 6 The Classroom Rules Song
- 7 Let's Pray Song
- 8 The Big Question Box Song
- 9 The Bible Chant Song
- 10 ACTS Prayer Song (Short Version)
- 11 ACTS Prayer Song (Full Version)

Why the Extra Songs?

Deep Down Detectives is a curriculum used by a wide age-span of kids. Sometimes one of the other songs is a better fit for your kids. Or, you may simply want to teach them more songs on the same Bible Truth. Use as many or as few as you want.

UNIT 12: GOD'S PEOPLE LIVE FOR HIM

- 12 Big Q & A 12 Song
- 13 Big Question 12 Song: How Should God's People Live Each Day?
- 14 Big Question 12 Bible Verse Song: Walk in Love Ephesians 5:1-2, ESV
- 15 *Extra Big Question 12 Bible Verse Song: Let Everyone Who Names the Name 2 Timothy 2:19,22, ESV*
- 16 Big Question 12 Hymn: Trust and Obey, v.1
- 17 Big Question 12 Praise Song: I Have Decided to Follow Jesus

How Should God's People Live? They Should Live Like Jesus...

Bible Truth 1: By Asking God for His Help

- 18 Bible Verse: Let Us with Confidence Hebrews 4:16, ESV
- 19 *Extra Bible Verse: Let Us Then Draw Near Hebrews 4:16, ESV (other version)*
- 20 *Extra Bible Verse: Help Us, O God of Our Salvation Psalm 79:9, ESV*
- 21 *Extra Bible Verse: We All With Unveiled Face 2 Corinthians 3:18, ESV*

Bible Truth 2: By Loving Him Most of All

- 22 Bible Verse: Hear, O Hear Deuteronomy 6:4-5, ESV
- 23 *Extra Bible Verse: Your Steadfast Love Is Better than Life Psalm 63:3-4, ESV*

Bible Truth 3: By Loving Other People As God Has Loved Them

- 24 Bible Verse: Love 1 Corinthians 13:4-8,13, ESV
- 25 *Extra Bible Verse: Love Is Patient 1 Corinthians 13:4-8, ESV*

Bible Truth 4: By Trusting God and Being Happy With What He Wants

- 26 Bible Verse: Trust Proverbs 3:5-6, ESV
- 27 *Extra Bible Verse: Trust in the LORD Proverbs 3:5-6, ESV (other version)*
- 28 *Extra Bible Verse: May the God of Hope Romans 15:13, NIV 1984*
- 29 *Extra Bible Verse: Let the Morning Bring Me Psalm 143:5,8, NIV 1984*
- 30 *Extra Bible Verse: For a Little While 1 Peter 1:6-7, NIV 1984*
- 31 *Extra Bible Verse: If God Is for Us Romans 8:31,32,35,37-39, ESV*
- 32 *Extra Bible Verse: Many Walk as Enemies Philippians 3:18,19,20, ESV*
- 33 *Extra Bible Verse: You Were Publicly Exposed Hebrews 10:32-36, ESV*

Bible Truth 5: By Learning God's Word and Obeying It

- 34 Bible Verse: I Have Stored Up Your Word Psalm 119:11,15-16, ESV
- 35 *Extra Bible Verse: If Anyone Loves Me John 14:23, ESV*
- 36 *Extra Bible Verse: Jesus Answered John 14:23-24, ESV (other version)*
- 37 *Extra Bible Verse: For We Are God's Workmanship Ephesians 2:10; 6:7-8, NIV 1984*

Bible Truth 6: By Saying "No" to Disobeying God

- 38 Bible Verse: No Temptation 1 Corinthians 10:13, ESV
- 39 *Extra Bible Verse: No Temptation Has Overtaken You 1 Corinthians 10:13, ESV (other version)*
- 40 *Extra Bible Verse: Count It All Joy James 1:2-4, ESV*

Bible Truth 7: By Telling the Good News of Jesus

- 41 Bible Verse: How Beautiful Romans 10:13-15, ESV
- 42 *Extra Bible Verse: Be My Witnesses Acts 1:8, ESV*

Bible Truth 8: By Making Much of God

- 43 Bible Verse: Shout with Joy to God Psalm 66:1-3,5,9,16, ESV
- 44 *Extra Bible Verse: As Each Has Received a Gift 1 Peter 4:10-11, ESV*
- 45 *Extra Bible Verse: Gift, Gift, Gift 1 Peter 4:10-11, ESV (other version)*
- 46 *Extra Bible Verse: I Will Bless the Lord at All Times Psalm 34:1,3,8,10, ESV*

Big Question 12, Bible Truth 6 Overview: Key Concepts

p.1

Unit 12: God's People Live for Him

Unit Big Question (and Answer): How Should God's People Live? They Should Live Like Jesus!

Unit Bible Verse: "Be imitators of God, as beloved children. And walk in love, as Christ loved us and gave himself up for us." --Ephesians 5:1-2, ESV

Bible Truth 6 Concept: They Should Live Like Jesus... By Saying "No" to Disobeying God!

Jesus was the perfect Son of God, yet when He lived on earth, He was tempted to disobey God. Sometimes God's plan was very hard. It was tempting to disobey it and do something easier. God's enemy, Satan, knew just what kinds of things to tempt Jesus with. Oh, how he wanted Jesus to disobey God! He did NOT want Jesus to be our Savior!

But no matter what the temptation was, Jesus always said "no" to it. He prayed to God, His Father, to help Him. He remembered God's Word and it made Him strong to always say "no" to disobeying God. He never, ever disobeyed God, so He could be our perfect Savior.

God's people are often tempted to disobey God, too. They want to love God. They want to obey Him. They have the Holy Spirit living in their hearts, helping them; but (unlike Jesus), sin is very strong in their hearts, too.

God wants His people to do what Jesus did when they are tempted. He wants them to pray to Him and ask for His help. He wants them to remember His Word, the Bible. His Holy Spirit living in their hearts can help them say "no" to sin. And when they do give in to temptation, His Holy Spirit can comfort them with God's forgiveness.

When we turn away from our sins and trust in Jesus as our Savior, God promises to help us say "no" to disobeying God, too. And, He promises to forgive our sins, even when we do disobey Him. Thank You, God!

Bible Truth 6 Bible Verse: 1 Corinthians 10:13, ESV

"No temptation has overtaken you that is not common to man. God is faithful, and he will not let you be tempted beyond your ability, but with the temptation he will also provide the way of escape, that you may be able to endure it."

Learn a Little: "God is faithful, and he will not let you be tempted beyond your ability."

Meaning

God's people will face temptations to sin every day. Their temptations are common to man--that is, they will be tempted to sin against God, just like everyone else. But, God's people can be encouraged that God is always there to help them say "no." He promises that He will never let them be tempted more than they can bear. With any temptation they face, He promises to provide a way of escape, so they can endure the temptation without sinning. How good, merciful and powerful is the Lord! We can be God's people when we turn away from our sins and trust in Jesus as our Savior. He can help us say "no" to temptation, too.

Bible Truth 6 ACTS Prayer

- A** God, we praise You for giving us Jesus, so we can know how we should live. He lived a perfect life!
- C** God, please forgive us for not saying "no" to disobeying You. Many times when we are tempted, we choose to forget Your good ways and go ahead and do what we want to do. We need a Savior!
- T** Thank You, God, for promising to help us when we are tempted to do wrong. Thank You that You promise to always provide a way out of sin.
- S** God, please work in our hearts. Help us turn away from our sins and trust in Jesus as our Savior. Help us to say "no" to disobeying You when we are tempted. Help us to choose to live for You, instead, like Jesus did. In Jesus' name we pray, Amen.

Big Question 12, Bible Truth 6 Overview: Key Concepts

p.2

Bible Truth 6 Story

The Case of the Escape that Waited

1 Samuel 17:19,23-24,27,31; 2 Samuel 5-6

Songs Used in Bible Truth 6

Big Q & A 12 Song

Big Question 12 Song: How Should God's People Live?

Big Question 12 Bible Verse Song: Walk in Love Ephesians 5:1-2, ESV

Extra Big Question 12 Bible Verse Song: Let Everyone Who Names the Name 2 Timothy 2:19,22, ESV

Big Question 12 Hymn: Trust and Obey, v.1

Big Question 12 Praise Song: I Have Decided to Follow Jesus

Bible Truth 6 Bible Verse Song: No Temptation 1 Corinthians 10:13, ESV

Extra Bible Truth 6 Bible Verse Song: No Temptation Has Overtaken You 1 Corinthians 10:13, ESV

Extra Bible Truth 6 Bible Verse Song: Count It All Joy James 1:2-4, ESV

1. GETTING STARTED

= follow the stars for a short & simple lesson plan

Intake Activity Ideas	Choose one of these open-ended activities to include children as they join the class:
Free Play Time <i>suggestions in Appendix D</i>	Offer your own or some of the easy-to-make, free play activities suggested in Appendix D.
OR Sing-along Music Time <i>lyrics and sheet music, Appendix A</i>	<p>Music from Deep Down Detectives (DDD) ESV Songs 12:</p> <p>Big Q & A 12 Song <i>DDD ESV Songs 12, track 12</i></p> <p>Big Question 12 Song <i>DDD ESV Songs 12, track 13</i></p> <p>Big Question 12 (Unit) Bible Verse Song: Walk in Love Ephesians 5:1-2, ESV <i>DDD ESV Songs 12, track 14</i></p> <p>Extra Big Question 12 (Unit) Bible Verse Song: Let Everyone Who Names the Name 2 Timothy 2:19,22, ESV <i>DDD ESV Songs 12, track 15</i></p> <p>Big Question 12 Hymn: Trust and Obey, v.1 <i>DDD ESV Songs 12, track 16</i></p> <p>Big Question 12 Praise Song: I Have Decided to Follow Jesus <i>DDD ESV Songs 12, track 17</i></p> <p>Big Question 12 Praise Song: God Is So Good <i>DDD ESV Songs 12, track 21</i></p> <p>Bible Truth 6 Bible Verse Song: No Temptation 1 Corinthians 10:13, ESV <i>DDD ESV Songs 12, track 38</i></p> <p>Bible Truth 6 Extra Bible Verse Song: No Temptation Has Overtaken You 1 Corinthians 10:13, ESV <i>DDD ESV Songs 12, track 39</i></p> <p>Bible Truth 6 Extra Bible Verse Song: Count It All Joy James 1:2-4, ESV <i>DDD ESV Songs 12, track 40</i></p> <p><i>Add more fun to Sing-along Music Time by adding a Music, Movement & Memory Activity. These activities are listed on p.10 of this lesson plan with the Response Activities. Instructions found in Appendix B.</i></p>
OR Bible Verse Memory Game <i>instructions found in Appendix B</i>	<p>Lesson 1 Game: Meet, Greet and Keep It Up</p> <p>Lesson 2 Game: Bean Bag Catch</p> <p>Lesson 3 Game: Animal Cube</p> <p><i>These activities are also included on p.10 of this lesson plan with the Response Activities.</i></p>
2. OPENING CIRCLE TIME (introduce the Bible Truth and tell the related Bible story)	
Gathering the Children <i>lyrics and sheet music, Appendix A</i>	<p>Sing verse 1 of The Classroom Song to gather the children for Circle Time.</p> <p>The Classroom Song, verse 1 <i>DDD ESV Songs 12, track 1</i></p> <p>Let's gather together to worship God, Let's gather together to worship God, Let's gather together to worship God, Come gather here with me!</p>
Welcome to Deep Down Detectives	"Welcome to Deep Down Detectives. We're so glad you've joined us! Detectives are people who look for answers to questions. In Deep Down Detectives, we look for answers to big questions about God. We dig deep down in the truths of God's Word to find them."

Lesson Plan: Big Question 12, Bible Truth 6

use with all THREE lessons

p.2**2. OPENING CIRCLE TIME, continued**

= follow the stars for a short & simple lesson plan

<p>Deep Down Detectives Theme Song</p> <p><i>lyrics and sheet music, Appendix A</i></p>	<p>"Let's sing our Deep Down Detectives Theme Song."</p> <p> Deep Down Detectives Theme Song DDD ESV Songs 12, track 5</p> <p>We're Deep Down Detectives, diggin' deep in God's Word, For truths about God and His plans for this world, We're seeking to love Him, with all of our heart, We're Deep Down Detectives! Come on! Let's start!</p>
<p>Classroom Rules Song</p> <p><i>lyrics and sheet music, Appendix A</i></p>	<p>There are two very important things that Deep Down Detectives do together: we worship God and we love one another. Our Classroom Rules Song reminds us how we should act. Let's sing it."</p> <p>Classroom Rules Song DDD ESV Songs 12, track 6</p> <p>Shh, be quiet while someone is talking, Raise your hand, if you have something to say, Don't touch your friend, sitting beside you, Obey your teachers, Be kind as you play. These are our classroom rules, These are our classroom rules, They help us worship God and love one another, These are our classroom rules.</p>
<p>Opening Prayer Time</p> <p><i>lyrics and sheet music, Appendix A</i></p>	<p>"Children, we need God's help to keep these rules. Let's ask Him to help us right now. Let's get ready and pray."</p> <p>Let's Pray DDD ESV Songs 12, track 7</p> <p>1-2-3! Fold your hands, Bow your head, Close your eyes. Let's pray! <i>(repeat)</i></p> <p>"Let's pray:"</p> <p> Opening Prayer</p> <p>Dear Lord, We're so glad to get to gather together to worship You! Please help us keep the classroom rules. Please help us to love You and learn about You today. In Jesus' name we pray. Amen.</p>

Lesson Plan: Big Question 12, Bible Truth 6

use with all THREE lessons

p.3**2. OPENING CIRCLE TIME, continued**

= follow the stars for a short & simple lesson plan

Reveal the Big Question**Introduce the Big Question Box/Briefcase***lyrics and sheet music, Appendix A*

"Detectives INVESTIGATE things. That means they ask questions and look for answers. Deep Down Detectives investigate big questions about God. The Big Question we are investigating today is right inside our Big Question Box/Briefcase.

The Big Question Box Song*DDD ESV Songs 12, track 8*

We've got a big box,
All closed up and locked,
Filled with the truths of God's Word.

We've got a brief case,
There's no time to waste,
Come on, kids, let's open it up!

The Big Question under Investigation*VISUAL AID**of BQB**Big Question & Answer Sign, front side***found in the DDD Unit 12 Visual Aids, ESV Book*

Ok, who would like to open for me and pull out the Big Question?"

Choose a child to open the box/briefcase, take out the Big Question and hand it to you, then hold up the Big Question sign for all the children to see, and say:



The Big Question we are investigating today is Big Question Number 12:

How Should God's People Live?

and the Answer is:

They Should Live Like Jesus!**Big Question Meaning**

We become God's people when we turn away from our sins and trust in Jesus as our Savior. When we do, God forgives our sins and we begin a whole new way of life. God's people no longer live life just to please themselves. They want to honor God with their whole lives, like Jesus did. They seek to love God most of all and love all people, too.

Big Question Songs

"Let's sing our Big Question Song:

Big Q & A 12 Song*lyrics and sheet music, Appendix A***Big Q & A 12 Song***DDD ESV Songs 12, track 12**(adapted version of "Twinkle, Twinkle, Little Star")*

How should God's people live each day?
They should live like Jesus!
How should God's people live each day?
How should God's people live each day?
How should God's people live each day?
They should live like Jesus!

2. OPENING CIRCLE TIME, continued

= follow the stars for a short & simple lesson plan

Learning about the Big Question (use one or both) 	<p><i>Repeat the Big Question and Answer again:</i> "How Should God's People Live? They Should Live Like Jesus!"</p> <p><i>Say: "Hmmm, I wonder what that means... Let's do our action rhyme/sing our song that explains it."</i></p> <p><i>Then do the action rhyme or sing the song using any of the optional motions suggested, if desired.</i></p>	
Big Question Action Rhyme	Big Question 12 Action Rhyme Jesus loved God, I should, too! Jesus loved others, I should, too! Jesus prayed to God, I should, too! Jesus obeyed God, I should, too! God wants me to live like Jesus, In everything I think and say and do!	(POSSIBLE ACTIONS) <i>Point up to God in heaven</i> <i>Point to self</i> <i>Point out to others</i> <i>Point to self</i> <i>Make prayer hands</i> <i>Point to self</i> <i>Point up to God in heaven</i> <i>Point to self</i> <i>Point up to God in heaven</i> <i>Touch head, mouth and walk in place</i>
Big Question (Action Rhyme) Song <i>lyrics and sheet music, Appendix A</i>	Big Question 12 (Action Rhyme) Song <i>Refrain:</i> How should God's people live? How should God's people live? How should God's people live? They should live like Jesus! Verse 1 Jesus loved God most of all, He loved all people, too, In all that He did and said and thought, He loved them thru and thru. (Refrain) Verse 2 God's people should love God most of all, They should love others, too, And God the Holy Spirit, Will help them in all they do. (Refrain)	DDD ESV Songs 12, track 13 (POSSIBLE ACTIONS) <i>Point up to God in heaven</i> <i>Touch heart, then point up to God in heaven</i> <i>Point out to others</i> <i>Touch heart</i> <i>Point up to God in heaven</i> <i>Point out to others</i> <i>Touch heart</i>

Lesson Plan: Big Question 12, Bible Truth 6

use with all THREE lessons

p.5**2. OPENING CIRCLE TIME, continued**

★ = follow the stars for a short & simple lesson plan

Learning the Bible Truth

VISUAL take out

AID

#2



of BQB

VISUAL AID

All the Bible Truths Sign

★ "They Should Live Like Jesus" is a good beginning, but there's so more to learn. So it's time for us to dig down even deeper for more answers to our Big Question about God. We're going to be learning **EIGHT** Bible truths that all tell us more about what the God is like.

Who would like to hand me the picture with our eight Bible truths on it? It's in the Big Question Box/Briefcase." *Choose a child to get it and hand it to you, then hold it up and show them the pictures of the eight truths they will be learning.*

Bible Truth Clue

VISUAL take out

AID

#3



of BQB

Bible Truth Clue Sign,
front side
VISUAL AID

After everyone has had a good look, say...

"Ok, we've learned five truths about how to live for God. They are: "By Asking God for His Help," "By Loving God Most of All," "By Loving Other People As God Has Loved Them," "By Trusting God and Being Happy with What He Wants," and "By Learning God's Word and Obeying It" (point to pictures as you identify each Bible Truth). Now let's look at our Bible Truth Clue sign and see if we can figure out which of these eight truths we will be learning about today. Who would like to get it out of the Big Question Briefcase for me?"

Choose a child to open the briefcase, take out the Bible Truth Clue sign and hand it to you. Hold up the front side for the children to see. Cover up the answer, written along the bottom, and say:

"How Should God's People Live?

They Should Live Like Jesus!

By Saying " ____ " to Disobeying God!"

Hint

We're missing one word. Here's the hint to what the missing word is. It says: "What is the opposite of "yes"? It starts with an "N" and it rhymes with "go."

Can you guess? It's "NO." So, the Bible Truth we are learning today is:
(*uncover answer from bottom of sign, show it to them and say:*)

★ **"How Should God's People Live?**

They Should Live Like Jesus!

By Saying "NO" to Disobeying God!"

And here is what this Bible Truth means: (*read the meaning off of the back of the sign, say:*)

Bible Truth Meaning

★ Jesus was the perfect Son of God, yet when He lived on earth, He was tempted to disobey God. Sometimes God's plan was very hard. It was tempting to disobey it and do something easier. God's enemy, Satan, knew just what kinds of things to tempt Jesus with. Oh, how he wanted Jesus to disobey God! He did NOT want Jesus to be our Savior! But no matter what the temptation was, Jesus always said "no" to it. He prayed to God, His Father, to help Him. He remembered God's Word and it made Him strong to always say "no" to disobeying God. He never, ever disobeyed God, so He could be our perfect Savior.

God's people are often tempted to disobey God, too. They want to love God. They want to obey Him. They have the Holy Spirit living in their hearts, helping them; but (unlike Jesus), sin is very strong in their hearts, too. God wants His people to do what Jesus did when they are tempted. He wants them to pray to Him and ask for His help. He wants them to remember His Word, the Bible. His Holy Spirit living in their hearts can help them say "no" to sin. And when they do give in to temptation, His Holy Spirit can comfort them with God's forgiveness.

When we turn away from our sins and trust in Jesus as our Savior, God promises to help us say "no" to disobeying God, too. And, He promises to forgive our sins, even when we do disobey Him. Thank You, God!

Lesson Plan: Big Question 12, Bible Truth 6

use with all THREE lessons

p.6**2. OPENING CIRCLE TIME, continued**

= follow the stars for a short & simple lesson plan

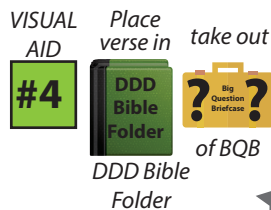
Learning the Bible Verse**The Bible Chant Song***lyrics and sheet music, Appendix A*

"And how do I know this is true? God tells me so in His special book, the Bible."

Say or sing the Bible Chant Song.

The Bible Chant Song*DDD ESV Songs 12, track 9*

The Bible, the Bible,
 Let's get out the Bible.
 Let's hear what God has to say.
 The Bible, the Bible,
 God's given us the Bible.
 It's His Word for us to learn and obey! Yay!

Bible Verse*DDD 12.6 Bible Verse-front side (in the DDD Bible folder)***found in the DDD Unit 12 Visual Aids, ESV Book*

"Who would like to get our Bible folder out of the Big Question Briefcase for me?"

Choose a child to open the briefcase, take out the "Bible" folder and hand it to you. Remove the Bible Verse Picture from the "Bible" folder and hold it up for all the children to see, then say:

1 Corinthians 10:13 tells us:

1 Corinthians 10:13

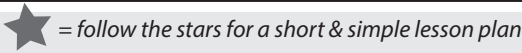
"No temptation has overtaken you that is not common to man. God is faithful, and he will not let you be tempted beyond your ability, but with the temptation he will also provide the way of escape, that you may be able to endure it."

Learn a Little: "God is faithful, and he will not let you be tempted beyond your ability."

Bible Verse Meaning**What does that mean?**

God's people will face temptations to sin every day. Their temptations are common to man--that is, they will be tempted to sin against God, just like everyone else. But, God's people can be encouraged that God is always there to help them say "no." He promises that He will never let them be tempted more than they can bear. With any temptation they face, He promises to provide a way of escape, so they can endure the temptation without sinning. How good, merciful and powerful is the Lord! We can be God's people when we turn away from our sins and trust in Jesus as our Savior. He can help us say "no" to temptation, too.

2. OPENING CIRCLE TIME, continued



<p>Bible Verse</p> <p>Song</p> <p><i>lyrics and sheet music,</i> <i>Appendix A</i></p> <p><i>You might also enjoy:</i></p> <p><i>No Temptation Has</i> <i>Overtaken You</i> <i>1 Corinthians 10:13, ESV</i> <i>DDD ESV Songs 12, track 39</i></p> <p><i>Count It All Joy</i> <i>James 1:2-4, ESV</i> <i>DDD ESV Songs 12, track 40</i></p>	<p>We've said our Bible verse, now let's sing it!</p> <p>No Temptation:1 Corinthians 10:13</p> <p><i>DDD ESV Songs 12, track 38</i></p> <p>No temptation has overtaken you, That is not, Common to man, God is faithful, He will not let you be, Tempted beyond, Your ability, But with the temptation He will also provide, The way of escape, So that you might be able to endure it. First Corinthians Chapter Ten, verse thirteen.</p>
--	---

Lesson Plan: Big Question 12, Bible Truth 6

use with all THREE lessons

p.8**2. OPENING CIRCLE TIME, continued**

= follow the stars for a short & simple lesson plan

Getting into the Case	<p>"Now it's time to do a bit more deep down investigating. Let's see what Detective Dan wants us to help him figure out. Would someone like to get it out for me?"</p>
Listening Assignments <div> <div>Place in</div> <div>take out</div> <div> </div> <div>of BQB</div> </div>	<p>NOTE: Listening assignments are most suitable for ages 3+. Skip straight to the Bible story (see bottom of this page), if working with 2 year olds.</p> <p>"Let's open up our listening assignment and see what we are supposed to figure out today.</p> <p><i>Choose a child to take out the Listening Assignment (from the DDD Bible Folder) and hand it to you. Read Detective Dan's letter to the children that includes the listening assignment. The listening assignments are summarized below:</i></p>
<div> <div>VISUAL AID</div> <div>#5</div> <div>DDD Unit 12 Visual Aids, ESV</div> </div>	<p>Detective Dan's Lesson #1 Listening Assignment:</p> <p>I need to know:</p> <ol style="list-style-type: none"> 1. Who needed to escape? Who did he need to escape from? 2. How could he have escaped? Why did he wait?
<div> <div>VISUAL AID</div> <div>#6</div> <div>DDD Unit 12 Visual Aids, ESV</div> </div>	<p>Detective Dan's Lesson #2 Listening Assignment:</p> <p>Our Bible Verse is 1 Corinthians 10:13:</p> <p>"No temptation has overtaken you that is not common to man. God is faithful, and he will not let you be tempted beyond your ability, but with the temptation he will also provide the way of escape, that you may be able to endure it."</p> <p>I need to know:</p> <ol style="list-style-type: none"> 1. Who was tempted to disobey God? How? 2. How did God help him and provide him a way out?
<div> <div>VISUAL AID</div> <div>#7A,B,C</div> <div> <i>*Listening Assignment #3 includes the Assignment Sheet, plus 6 clue pictures*</i> DDD Unit 12 Visual Aids, ESV </div> </div>	<p>Detective Dan's Lesson #3 Listening Assignment:</p> <p>I found six clues, but two of them are NOT in the story. They are: a harp, a rabbit, Goliath, a water jar, a pumpkin, and a spear. <i>Hold each of them up for the children to see as you identify them.</i></p> <p>I need to know:</p> <ol style="list-style-type: none"> 1. Which four belong in the story and which two don't? 2. Who kept asking God for help to can you say no keep saying no to temptation? How did God answer his prayers?
<p>Tell the Bible Story</p> <div> <div>Place story & pics in</div> <div>take out</div> <div> </div> <div>of BQB</div> </div> <p>DDD Unit 12 Visual Aids, ESV</p> <p>Story text included in this book right after this lesson plan and in Visual Aids book</p>	<p>★ Then say, "Ok, Deep Down Detectives! Put on your best listening ears and see if you can hear the answers to Detective Dan's questions. When I finish telling the story, we will see if we can answer all the questions."</p> <p>★ Bible Story: The Case of the Escape that Waited</p> <p><i>1 Samuel 17:19,23-24,27,31; 2 Samuel 5-6</i></p> <p><i>Read the Bible Truth story, putting up the storyboard pictures as you tell it. Then, have the children answer the listening assignment. Present the gospel and lead in prayer.</i></p> <p><i>*Answers to questions; the gospel; and, ACTS prayer are included with the story text.*</i></p>

Lesson Plan: Big Question 12, Bible Truth 6

use with all THREE lessons

p.9**2. OPENING CIRCLE TIME, continued**

= follow the stars for a short & simple lesson plan

<p>Story Response Song(s)</p> <p>Hymn</p> <p><i>lyrics and sheet music, Appendix A</i></p>	<p><i>As attention span and time allow, you might want to end with one of the following songs which also tie in with the unit. If desired, use the Music and Movement activity ideas while singing (listed with the Response Activities).</i></p> <p>Trust and Obey <i>DDD ESV Songs 12, track 15</i></p> <p>Verse 1</p> <p>When we walk with the Lord, In the light of His Word, What a glory He sheds on our way! While we do His good will; He abides with us still, And with all who will trust and obey.</p> <p>Refrain</p> <p>Trust and obey, For there's no other way, To be happy in Jesus, But to trust and obey.</p> <p>Tie-in: "How should God's people live each day? They should live like Jesus! God's people live like Jesus when they trust and obey God. Jesus always trusted and obeyed His Father in heaven, even when it was very, very hard. God's people go through hard things, too. They might want to be afraid or sad. They might want to be unhappy, but they don't need to be. They can trust God and keep on obeying Him. God will never stop caring for them! God has promised to care for His people every day of their lives."</p>
<p>Praise Song</p> <p><i>lyrics and sheet music, Appendix A</i></p>	<p>Praise Song: I Have Decided to Follow Jesus <i>DDD ESV Songs 12, track 16</i></p> <p>I have decided to follow Jesus, I have decided to follow Jesus, I have decided to follow Jesus, No turning back, no turning back..</p> <p>Tie-in: "How should God's people live each day? They should live like Jesus! The Lord wants us to decide--that is, to say "Yes, I will!"-- to live like Jesus each day. He wants us to love and obey Him. That's what it means to follow Jesus. Let's sing a song about following Jesus."</p>

3. TAKING ACTION: Response Activities *(choose from among these activities)*

<p>Transition to Activities</p>	<p> Well, Deep Down Detectives, you've done a great job diggin' deep down for answers in the truths of God's Word. Now it's time to enjoy some activities."</p> <p><i>Tell children what activity/s you are providing for them: either free play or some of the response activities listed below. When you are ready to dismiss them, use this song to help the children transition in an orderly fashion to their next activity.</i></p>
<p>Classroom Song, verse 2</p> <p><i>lyrics and sheet music, Appendix A</i></p>	<p>"Children, let's sing our Time to Play Song. When we are finished you may get up and walk over to our next activity."</p> <p>Classroom Song, verse 2 <i>DDD ESV Songs 12, track 2</i></p> <p>We've gathered together to worship God, We've gathered together to worship God, And now it's time to play.</p> <p><i>Dismiss the children to whatever activities you have prepared for them to do.</i></p>


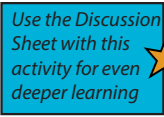

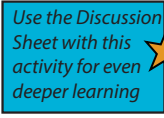

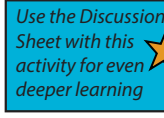


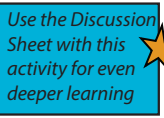

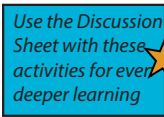

Lesson Plan: Big Question 12, Bible Truth 6

use with all THREE lessons

p.10

3. TAKING ACTION: Response Activities (choose from among these activities)

= short & simple lesson plan

Response Activities	Choose one or more activities appropriate for your children, based on classroom time and developmental needs. Add the Discussion Sheet to any activity for deeper learning. 
Bible Verse Memory Game <i>game directions, Appendix B</i>	<p>Though listed with the opening activities, you may choose to use this Bible verse game here instead (or as a repeat).</p> <ul style="list-style-type: none"> Lesson 1 Game: Meet, Greet and Keep It Up Lesson 2 Game: Bean Bag Catch Lesson 3 Game: Animal Cube <div>   </div> <p>Discussion Questions</p>
Music, Movement & Memory Activity <i>game directions, Appendix B</i>	<p>A music activity that uses the songs from the Bible Truth and Big Question unit.</p> <ul style="list-style-type: none"> DDD Songs for this Bible Truth, plus: Lesson 1 Activity: Say, Spring Up and Shout Lesson 2 Activity: Freeze Frame Lesson 3 Activity: Egg Shakers <div>   </div> <p>Discussion Questions</p>
Bible Story Review Game <i>game directions, Appendix B</i>	<p>A game that uses the storyboard pictures from the story to review the story.</p> <ul style="list-style-type: none"> Lesson 1 Game: Can You Remember? Lesson 2 Game: Clothespin Line Up and Drop Lesson 3 Game: Deep Down Detectives Clue Hunt <div>   </div> <p>Discussion Questions</p>
Coloring Pages/ Take Home Sheets <i>in Appendix C</i> 	<p>A coloring page related to the lesson assignment question is provided for each lesson. On the back of each are the key concepts, a few questions and a song for parents to use with their children.</p> <p>NOTE: Upgrade your coloring sheet to a more interesting craft by offering simple embellishments, such as jiggly eyes, craft sand, glitter, glitter glue, colored paper dots (made with a hole punch), fabric scraps, etc. Make cut-to-size glued-on clothes, hair, etc for characters by using a copy of the coloring sheet, cutting out the selected portions and making them the patterns for whatever you want to cut out of fabric, paper, foil, etc.</p> <ul style="list-style-type: none"> Lesson 1 Coloring Sheet Emphasis: Bible Truth Lesson 2 Coloring Sheet Emphasis: Bible Verse Lesson 3 Coloring Sheet Emphasis: ACTS Prayer <div>   </div> <p>Discussion Questions</p>
Extra Crafts: Big Question Craft <i>in Appendix C</i> Bible Verse Craft <i>in Appendix C</i> Bible Story Puzzle <i>in Appendix C</i>	<p>These crafts are slightly more complex than the coloring/take home sheets:</p> <p>The Bible Concept Go-and-Tell Craft is a craft that summarizes the Bible concept and includes the Bible verse is included for those desiring more than a coloring sheet. This more complex craft will involve gluing, sticking, etc. Can be used at any time.</p> <p>The Bible Story Coloring Sheet provides a tie in between the Bible story and the Bible truth they are learning.</p> <p>The Storyboard Picture Placement Page has been made into a puzzle that can be cut out and re-assembled by the children. This provides a nice summary of the story.</p> <div>   </div> <p>Discussion Questions</p>
Free Play Activities <i>ideas in Appendix D</i>	<p>Offer your own or some of the easy-to-make, free play activities suggested in Appendix D.</p>

Lesson Plan: Big Question 12, Bible Truth 6

use with all THREE lessons

p.11**4. CLOSING CIRCLE TIME** *(End-of-session activities for the last 5-10 minutes of class time)* = short & simple lesson plan

<p>Transition to Closing Circle</p> <p>Classroom Song, verse 3</p> <p><i>lyrics and sheet music, Appendix A</i></p>	<p><i>Use this song to help the children transition in an orderly fashion. Start singing this song and ask the children to gather with you for Closing Circle Time.</i></p> <p>Classroom Song, verse 3 <i>DDD ESV Songs 12, track 3</i></p> <p>It's time to get ready to go and tell, It's time to get ready to go and tell, Come gather here with me.</p>
<p>Closing Circle Time</p> <p>Classroom Song, verse 4</p> <p><i>lyrics and sheet music, Appendix A</i></p>	<p><i>When children are settled in the circle, say:</i></p> <p>"It's almost time for your parents to come pick you up. And do you know what that means? It means.... (draw this out to build anticipation and excitement)...that it's almost time to go home and....it's almost time to...Go and Tell! We have learned some big news about God today. God wants us to take and tell it to the whole world!"</p> <p>Classroom Song, verse 4 <i>DDD ESV Songs 12, track 4</i></p> <p>So what's our big news to go and tell, So what's our big news to go and tell, Can you tell me now?</p>
<p>Big News to Tell</p> <p>Big Question 12</p> <p><i>VISUAL AID</i></p> <p>#1</p> <p><i>*found in DDD Unit 12 Visual Aids, ESV Book lyrics and sheet music, Appendix A</i></p> <p>Big Question 12, Bible Truth 6</p> <p><i>VISUAL AID</i></p> <p>#3</p>	<p>"Let's see....there's so much big news to tell! There's so much we've learned!</p> <p>First of all, can you tell me the answer to our Big Question: "How Should God's People Live?" <i>Hold up the Bible Truth Clue Picture.</i></p> <p>Say the answer with me: "They Should Live Like Jesus!"</p> <p><i>(If desired, you can sing one/both of the Big Question songs.)</i> <i>DDD ESV Songs 12, tracks 12,13</i></p> <p>And what's one way He does this? What did we learn? <i>Point to the picture.</i></p> <p>By Saying "No" to Disobeying God!</p> <p>"And how do I know this is true? Can you tell me? Say it with me: "The Bible tells me so!" That's right!</p>
<p>Big Question 12, Bible Truth 6 Bible Verse</p> <p><i>VISUAL AID</i></p> <p>#4</p> <p><i>*found in the DDD Unit 12 Visual Aids, ESV Book lyrics and sheet music, Appendix A</i></p>	<p>We learned: 1 Corinthians 10:13, ESV:</p> <p>"No temptation has overtaken you that is not common to man. God is faithful, and he will not let you be tempted beyond your ability, but with the temptation he will also provide the way of escape, that you may be able to endure</p> <p>Learn a Little: "God is faithful, and he will not let you be tempted beyond your ability." it"</p> <p>God's people will face temptations to sin every day. Their temptations are common to man--that is, they will be tempted to sin against God, just like everyone else. But, God's people can be encouraged that God is always there to help them say "no." He promises that He will never let them be tempted more than they can bear. With any temptation they face, He promises to provide a way of escape, so they can endure the temptation without sinning. How good, merciful and powerful is the Lord! We can be God's people when we turn away from our sins and trust in Jesus as our Savior. He can help us say "no" to temptation, too.</p> <p><i>(If desired, you can sing the Bible verse song.)</i> <i>DDD ESV Songs 12, track 38</i></p>

Lesson Plan: Big Question 12, Bible Truth 6

use with all THREE lessons

p.12**4. CLOSING CIRCLE TIME, continued**

= follow the stars for a short & simple lesson plan

Closing ACTS Prayer Time ACTS Prayer Chant <i>lyrics and sheet music, Appendix A</i>	<p><i>Let's ask God to help us to remember this and even tell others this good news. Let's get ready and pray our ACTS prayer.</i></p> <p><i>And what does ACTS mean? Let's sing/say our ACTS Prayer Chant!</i></p> <p>ACTS Prayer Chant Song <i>DDD ESV Songs 12, tracks 10,11</i></p> <p>A, Adoration, God, we praise You! C, Confession, Forgive us our sins. T, Thanksgiving, Thank You for Jesus, S, Supplication, Help us to live like Him.</p> <p style="text-align: right;">That's the ACTS prayer, my friend, Bow your head, Close your eyes, Shhh, Let's begin.</p>
Closing ACTS Prayer	<p>"Let's pray!"</p> <p><i>Lead the children in the ACTS prayer for this Bible Truth.</i></p> <p>A God, we praise You for giving us Jesus, so we can know how we should live. He lived a perfect life!</p> <p>C God, please forgive us for not saying "no" to disobeying You. Many times when we are tempted, we choose to forget Your good ways and go ahead and do what we want to do. We need a Savior!</p> <p>T Thank You, God, for promising to help us when we are tempted to do wrong. Thank You that You promise to always provide a way out of sin.</p> <p>S God, please work in our hearts. Help us turn away from our sins and trust in Jesus as our Savior. Help us to say "no" to disobeying You when we are tempted. Help us to choose to live for You, instead, like Jesus did.</p> <p>In Jesus' name we pray, Amen.</p>
5. TAKING IT HOME <i>(Take Home Sheet)</i>	
Clean up and Dismissal ★	<p>"Now it's time to work together and clean up."</p> <p><i>Have the children join you in cleaning up the room.</i></p>
Coloring Pages/ Take Home Sheets ★ <i>in Appendix C</i>	<p><i>Give out the craft/take home sheet and any other papers from the session, as you dismiss children from class.</i></p> <p><i>(Reminder: The back side of the coloring page is the take home sheet for each lesson.)</i></p>
Bible Story to Take-Home <i>in Appendix C</i>	<p>You may also want to include a copy of the story along with the take home sheet. (However, each coloring sheet/take home sheet includes a note to parents telling where they can download the story from the Parent Resources section on the website.</p>

Bible Story for Big Question 12, Bible Truth 6

use with all THREE lessons

Place
story in

take out

P.1**The Case of the Escape that Waited***1 Samuel 17:19,23-24,27,31; 2 Samuel 5-6***Story-telling Tips**

Ahead of time:

1. Read the Bible verses and story. Pray!
2. Choose story action cues and prepare storyboard figures/story scenes, if using. (In Visual Aids book)
3. Practice telling story with the storyboard pictures, timing your presentation. Shorten, if necessary.

During your presentation:

1. Maintain as much eye contact as possible as you tell the story.
2. Put up storyboard figures/add story action cues/hold up storybook scenes as you tell the story. Allow the children to help you put them on the board, if desired.
3. Include the children in your story with a few questions about what they think will happen or words/concepts that might be new to them.
4. Watch the kids for signs that their attention span has been reached. Shorten, if necessary.

INTRODUCTION/ LISTENING ASSIGNMENTS

"Our story is called: The Case of the Escape that Waited. Here is your listening assignment." Read from Detective Dan's Listening Assignment signs, but questions are summarized below:

Detective Dan's Lesson #1 Listening Assignment:

I need to know:

1. Who needed to escape? Who did he need to escape from?
2. How could he have escaped? Why did he wait?

Detective Dan's Lesson #2 Listening Assignment:**Our Bible Verse is 1 Corinthians 10:13:**

"No temptation has overtaken you that is not common to man. God is faithful, and he will not let you be tempted beyond your ability, but with the temptation he will also provide the way of escape, that you may be able to endure it."

I need to know:

1. Who was tempted to disobey God? How?
2. How did God help him and provide him a way out?

Detective Dan's Lesson #3 Listening Assignment:I found six clues, but two of them are **NOT** in the story.

They are: a harp, a rabbit, Goliath, a water jar, a pumpkin, and a spear. *Hold each of them up for the children to see as you identify them.*

I need to know:

1. Which four belong in the story and which two don't?
2. Who kept asking God for help to can you say no keep saying no to temptation? How did God answer his prayers?

Read the assignment questions, THEN SAY,

"Ok, Deep Down Detectives! Put on your best listening ears and see if you can hear the answers to Detective Dan's questions. When I finish telling the story, we will see if we can answer all the questions."

Read the Bible Truth story, answer questions, present the gospel and lead in prayer.

Answers to questions; the gospel; and, ACTS prayer are included with the story text.

The Case of the Escape that Waited 1 Samuel 17:19,23-24,27,31; 2 Samuel 5-6

Story with lines separating paragraphs (text in bold, optional interaction cues in italics) Numbers correspond to storyboard pictures and placement upon the storyboard. Always feel free to use less pictures, if it's best for your kids. Simply black out the numbers next to pictures you do not plan to use. All pictures are found in the Visual Aids book. Put BG (background) pictures on storyboard ahead of time. SB pictures (listed below in story text) are added to board as you tell the story. These numbers are also found on the back of each picture. Tip: Stack pictures in numerical before telling story for easy use. Use sticky-back velcro to attach pictures to storyboard felt. Use sticky-tac putty to stick a picture on top of another picture. OR, if using the Story Scenes to tell the story, disregard the storyboard picture references listed below.

David was quite a man! (SB1) He was a good shepherd who protected his sheep. (SB2) He was a brave fighter who fought off enemies, whether they were (SB3) great giants like Goliath, or (SB4) even whole armies. (SB5) He sang and played the harp, making up beautiful songs to God.

(SB6) But most of all, David was a man after God's own heart.

What does it mean to be a man after God's own heart? (SB7) Well, it means that David loved God and wanted to obey Him, even when it was very, very tempting to disobey Him.

As you might guess, (SB8) David's people-- the people of Israel-- loved David! They were proud of how he protected his sheep even from fierce, wild animals, like lions and bears. (SB9) They praised David for being such a brave fighter who fought off their enemies. (SB10) They loved David's songs and sang them to God.

They were glad that David was a man after God's own heart—who loved God and wanted to obey Him, even when it would be very tempting to disobey Him. And, they could see that God was pleased with David, too, by the way that God helped him.

Yes, it seemed that EVERYONE in Israel loved David; but, that was not quite true. There was one man among the people of Israel who certainly did NOT love David. As a matter of fact, this person HATED David.

Who was this man? (SB11) It was none other than Saul, the king of the people of Israel! Yes, King Saul hated David because he was jealous of him. (Being jealous means wishing you had what someone else has.)

Saul's jealousy of David grew bigger and bigger until it turned into anger and hate. David seemed to have everything that HE used to have. Saul hated that. Saul hated that. Saul hated that.

Before David came, who did the people praise? (SB12) They had praised HIM, King Saul! Yes, HE was the brave fighter. HE was man that God had chosen to be the first king over Israel. And, HE was man who God helped in special ways.

(SB13) But Saul had sinned against God and His good ways over and over again. When he was tempted to disobey God, he did not say "no." He said "yes"! God warned Saul many times to turn away from disobeying Him. But what do you think Saul did?

Can you guess?

Saul kept on disobeying God. How sad!

So at last, after disobeying God over and over and over again, (SB14) the prophet Samuel came to Saul with some very sad news. "The LORD says, 'Because you have chosen to keep on disobeying Me, I'm going to make David and his sons king over Israel, instead of your family. No longer will you receive the special help I give My kings. Those days are gone for you,'" Samuel told Saul.

Oh, how jealous all of this made King Saul! (SB15) Saul would NOT let David be king. He would get rid of David for good! He would make sure HIS family, not Davdi's, would be king over Israel!

Story with lines separating paragraphs (text in bold, optional interaction cues in italics)

(SB16) First, King Saul threw a long spear at David! Oh, no! Did Saul hit David?

What do you think?

No, he did not! God protected David and he got away!

(SB17, SB18) Next, King Saul sent men to get rid of David as he slept. Oh, no! Did the men get David?

What do you think?

No, they did not! (SB19) God protected David. David's wife, Michal, helped David escape.

Now David knew he was not safe anywhere near King Saul. There was only one thing he could do. He must run far, far away. (SB20) So, away from the king's palace, away from the cities, and out into the dry, desert-y wilderness, David ran. He ran away to where no one lived. Surely King Saul would give up and leave David alone out there. But did he?

What do you think?

No! King Saul did not! He was determined to get rid of David! So, (SB21) King Saul and his soldiers went out into that dry, desert-y wilderness looking for David. Nothing would stop King Saul from finding David!

What a hard life David lived! Every day he had to work hard to stay away from Saul and his soldiers! He was always on the run. "Run, David, run! Hide, David, hide!"

Where would David make his home? Where would he sleep?

Can you guess?

David had no home. (SB22) He slept on the ground, or sometimes in a cave. David could not rest anywhere for long. Saul and his soldiers were always right behind him. He had to keep moving and stay alert!

And where in that big, dry, deserty wilderness could David find food and water?

Can you guess?

(SB23) Wherever he could find it! Sometimes there were only hoppy bugs like locusts to eat! Wriggle, wriggle! Crunch, crunch! Ugh!

And I wonder what David was thinking inside his heart now? God had once called David a man after His own heart—a man who loved God and wanted to obey Him. But what was David's heart like now? Did he STILL love God and want to obey Him? David knew that the LORD did not want him to hate Saul or hurt him. But, oh, it must have been very tempting to want to both hate and hurt Saul! after all he had done.

And what would happen if David DID get a chance to kill Saul? Would he keep saying "no" to disobeying God... or would he kill Saul and be rid of him, once and for all?

What do you think?

David was soon to find out.

Bible Story for Big Question 12, Bible Truth 6

use with all THREE lessons

P.4*Story with lines separating paragraphs (text in bold, optional interaction cues in italics)*

One night, (SB24, SB25) David and his soldier friend, Abishai, found the place where King Saul and his soldiers were sleeping. They tip-toed around all the sleeping soldiers until they came to King Saul, himself.

Right next to King Saul's head were a water jar and a big spear. Tempting thoughts came into David's heart. (SB26) He could use the water jar to hit Saul on the head and hurt him. He could use the spear and even kill Saul. What would David do now? How mean Saul had been to him! How tired David was of running away from Saul! This looked like an easy way for David to get rid of Saul once and for all!

Abishai agreed with those tempting thoughts. "Let's get rid of King Saul," Abishai urged David. (SB27) David picked up the water jar and the spear. What would he do with them next?

What do you think David will do?

The LORD helped David NOT give into the temptation to disobey Him and hurt Saul. With jar and spear in hand, David led Abishai away from the camp.

(SB28) When they were a safe distance away from the Saul and his soldiers, David woke them up with a shout. "King Saul, here are your water jar and your spear. I could have killed you with them, but I did not," David yelled. "Send a man here to me and I will give them back to you. But please, turn away from trying to kill me. I have done nothing to you."

Did Saul stop trying to kill David?

What do you think?

(SB29) I'm sad to say that he did NOT! But even so, David kept on being a man after God's own heart: he kept saying "no" to disobeying God. He waited for God's perfect timing to rescue him.

At last, that perfect timing did come. (SB30) Saul died; and, David's days of running were over.

What was going on in David's heart now? (SB31) Would he celebrate that Saul was dead? It would be tempting to be happy about that.

What do you think David did?

But David said "no" to that temptation. He cried for Saul and taught the people a special song to honor him at his funeral.

(SB32, SB33) And not long after Saul died, the people of Israel made David their king. Everyone celebrated with fig cakes and roast meat. They sang songs of praise to the LORD and set up His special meeting place near David's palace house in Jerusalem. And who led the people in praising the LORD that day?

Can you guess?

Why, it was King David, himself! He wanted all the people to be people after God's own heart—people who loved God and wanted to obey Him, even when it was very, very hard.

Cracking the Case: (story wrap-up for Listening Assignments)

It's time to see how we did with our Listening Assignment.

Detective Dan's Lesson #1 Listening Assignment:

I need to know:

1. Who needed to escape? Who did he need to escape from and why? David needed to escape from King Saul. Saul was jealous and wanted to kill David.

2. How could he have escaped? Why did he wait? David could have killed Saul, but he knew that was wrong. He chose to wait for the LORD to rescue him, in His perfect timing.

For You and Me:

David waited a long time for God to provide his escape from King Saul. How hard it must have been to wait! God helped David wait. He helped him say 'no' to the temptation to get rid of King Saul his own way. And how God blessed David when he waited for His perfect timing! Maybe we will never have someone chasing after us and trying to kill us, like David did. Maybe we will never be tempted to kill anybody, like he was. But we have plenty of other temptations that come our way. Every day brings its own set of temptations to disobey God and His good ways. God helped David and He can help us. He can help us turn away and trust in Jesus as our Savior. This is how we become God's people. And, He can help us to keep on saying 'no' to disobeying Him and to keep on living His good way, instead of giving in to sin.

Detective Dan's Lesson #2 Listening Assignment:**Our Bible Verse is 1 Corinthians 10:13, ESV:**

"No temptation has overtaken you that is not common to man. God is faithful, and he will not let you be tempted beyond your ability, but with the temptation he will also provide the way of escape, that you may be able to endure it."

I need to know:

1. Who was tempted to disobey God? How? David was. He was tempted to get rid of King Saul his own way.

2. How did God help him and provide him a way out? God helped him say 'no' to temptation. He helped David wait and trust. And in His perfect timing, God, Himself, provided the way out from King Saul.

For You and Me:

David waited a long time for God to provide his escape from King Saul. How hard it must have been to wait! God helped David wait. He helped him say 'no' to the temptation to get rid of King Saul his own way. And how God blessed David when he waited for His perfect timing! Maybe we will never have someone chasing after us and trying to kill us, like David did. Maybe we will never be tempted to kill anybody, like he was. But we have plenty of other temptations that come our way. Every day brings its own set of temptations to disobey God and His good ways. God helped David and He can help us. He can help us turn away and trust in Jesus as our Savior. This is how we become God's people. And, He can help us to keep on saying 'no' to disobeying Him and to keep on living His good way, instead of giving in to sin.

Detective Dan's Lesson #3 Listening Assignment:

I found six clues, but two of them are **NOT** in the story. They are: a harp, a rabbit, Goliath, a water jar, a pumpkin, and a spear. *Hold each of them up for the children to see as you identify them.*

I need to know:

1. Which four belong in the story and which two don't? The harp, Goliath, the water jar and the spear belong. The rabbit and the pumpkin do not.

For You and Me:

David waited a long time for God to provide his escape from King Saul. How hard it must have been to wait! God helped David wait. He helped him say 'no' to the temptation to get rid of King Saul his own way. And how God blessed David when he waited for His perfect timing! Maybe we will never have someone chasing after us and trying to kill us, like David did. Maybe we will never be tempted to kill anybody, like he was. But we have plenty of other temptations that come our way. Every day brings its own set of temptations to disobey God and His good ways. God helped David and He can help us. He can help us turn away and trust in Jesus as our Savior. This is how we become God's people. And, He can help us to keep on saying 'no' to disobeying Him and to keep on living His good way, instead of giving in to sin.

The Gospel (story wrap-up if NOT using Listening Assignments)

Our Bible Truth is:
How Should God's People Live?
They Should Live Like Jesus...
By Saying "No" to Disobeying God!

Our story today tells us about a time when David said "no" to disobeying God. But you know, David was not a perfect man. He was a man after God's own heart, but he disobeyed God, just like you and me. Yes, there were many times when David sinned against God, just like we do. David, like us, needed a Savior to save him from the punishment he deserved for his sins.

Who was the Savior that David trusted God to send? It was Jesus! Yes, David looked forward to the day when Jesus would come! God forgave David's sins through his faith in this the coming Savior. God can forgive our sins through Jesus, too. How? When we turn away from disobeying God and trust Jesus as our own Savior! Isn't that good news!

Close in prayer.

Closing ACTS Prayer

- A** God, we praise You for giving us Jesus, so we can know how we should live. He lived a perfect life!
- C** God, please forgive us for not saying "no" to disobeying You. Many times when we are tempted, we choose to forget Your good ways and go ahead and do what we want to do. We need a Savior!
- T** Thank You, God, for promising to help us when we are tempted to do wrong. Thank You that You promise to always provide a way out of sin.
- S** God, please work in our hearts. Help us turn away from our sins and trust in Jesus as our Savior. Help us to say "no" to disobeying You when we are tempted. Help us to choose to live for You, instead, like Jesus did.

In Jesus' name we pray, Amen.

Go to Lesson Plan, p.9 for the script to the rest of the lesson.

Deep Down Discussion Sheet

use with all THREE lessons

Use with all
response activities
for deeper learning**P.1***Questions to aid discussion of the key concepts and for use in games*

Be familiar with these questions and answers. Look for opportunities to ask questions and discuss their answers, such as while the children work on their coloring pages, as part of their response games, or during play time. Remember: your goal isn't to ask all these questions or only talk to the children about these things. It is to be deliberate in having good conversations with them, however much or little you have.

BIG QUESTION	How Should God's People Live? They Should Live Like Jesus!
Meaning	We become God's people when we turn away from our sins and trust in Jesus as our Savior. When we do, God forgives our sins and we begin a whole new way of life. God's people no longer live life just to please themselves. They want to honor God with their whole lives, like Jesus did. They seek to love God most of all and love all people, too.
Discussion Questions <i>choose a few</i>	<ol style="list-style-type: none"> 1. How should God's people live each day? <i>They should live like Jesus!</i> 2. Who did Jesus always love? <i>God.</i> 3. Who did Jesus always please in everything He felt, thought, said and did? <i>God.</i> 4. Are God's people perfect like Jesus? <i>No, they are not.</i> 5. Who do God's people try to live like? <i>Jesus.</i> 6. How do God's people try to live like Jesus? <i>They try to love God and please Him in everything they feel, think, say and do.</i> 7. How can we become God's people? <i>By turning away from our sins and trusting in Jesus as our Savior.</i>
BIBLE TRUTH	They Should Live Like Jesus...By Saying "No" to Disobeying God!
Meaning	<p>Jesus was the perfect Son of God, yet when He lived on earth, He was tempted to disobey God. Sometimes God's plan was very hard. It was tempting to disobey it and do something easier. God's enemy, Satan, knew just what kinds of things to tempt Jesus with. Oh, how he wanted Jesus to disobey God! He did NOT want Jesus to be our Savior!</p> <p>But no matter what the temptation was, Jesus always said "no" to it. He prayed to God, His Father, to help Him. He remembered God's Word and it made Him strong to always say "no" to disobeying God. He never, ever disobeyed God, so He could be our perfect Savior.</p> <p>God's people are often tempted to disobey God, too. They want to love God. They want to obey Him. They have the Holy Spirit living in their hearts, helping them; but (unlike Jesus), sin is very strong in their hearts, too. God wants His people to do what Jesus did when they are tempted. He wants them to pray to Him and ask for His help. He wants them to remember His Word, the Bible. His Holy Spirit living in their hearts can help them say "no" to sin. And when they do give in to temptation, His Holy Spirit can comfort them with God's forgiveness.</p> <p>When we turn away from our sins and trust in Jesus as our Savior, God promises to help us say "no" to disobeying God, too. And, He promises to forgive our sins, even when we do disobey Him. Thank You, God!</p>
Discussion Questions <i>choose a few</i>	<ol style="list-style-type: none"> 1. Who is tempted to disobey God? <i>Everyone...even all of God's people.</i> 2. Who wants to love and obey God? <i>God's people.</i> 3. Who has the Holy Spirit living in their heart? <i>God's people.</i> 4. Is it hard for God's people to say no to disobeying God? <i>Yes, it is.</i> 5. Was it hard for Jesus to say no to disobeying God? <i>Yes, it was.</i> 6. Who helped Jesus when He was tempted to disobey God? <i>God, His Father, and God's Word, the Bible.</i> 7. Who can help God's people when they are tempted to disobey God? <i>God and His Word, the Bible.</i> 8. How can we become God's people? <i>By turning away from our sins and trusting in Jesus as our Savior.</i>

Deep Down Discussion Sheet

use with all THREE lessons

P.2*Questions to aid discussion of the key concepts and for use in games*

THE GOSPEL	What is God's good news for you and me? <i>The gospel! How should God's people live each day? They should live like Jesus... by saying 'no' to disobeying God! God's people know how important it is to say 'no' to disobeying God. They had to say no to disobeying God and trust in Jesus as their Savior when they first became a Christian. They know that God wants them to keep on saying no to disobeying God. They know that this is hard, but that God will help them, just as He did when they first became Christians. God will help us, too, if we ask Him. He will help us say 'no' to disobeying God and trust Jesus as our Savior. And He will keep on helping us our whole lives!</i>
BIBLE TRUTH BIBLE VERSE	"No temptation has overtaken you that is not common to man. God is faithful, and he will not let you be tempted beyond your ability, but with the temptation he will also provide the way of escape, that you may be able to endure it." -- 1 Corinthians 10:13, ESV Learn a Little: "God is faithful, and he will not let you be tempted beyond your ability."
Meaning	God's people will face temptations to sin every day. Their temptations are common to man--that is, they will be tempted to sin against God, just like everyone else. But, God's people can be encouraged that God is always there to help them say "no." He promises that He will never let them be tempted more than they can bear. With any temptation they face, He promises to provide a way of escape, so they can endure the temptation without sinning. How good, merciful and powerful is the Lord! We can be God's people when we turn away from our sins and trust in Jesus as our Savior. He can help us say "no" to temptation, too.
Discussion Questions <i>choose a few</i>	1. What is a temptation? <i>Wanting to do something that you know you shouldn't do.</i> 2. Who is tempted to sin (disobey God) every day? <i>We all are, even God's people!</i> 3. Who promises to help God's people not give in to temptation? <i>God does!</i> 4. What does God promise to give God's people to help them? <i>He promises to never give them more than they can bear. And, He promises to give them a way out, so they can say 'no' to the temptation.</i> 5. Do God's people always wait for God's way out? <i>No, sadly, they choose to give into temptation anyway.</i> 6. What do God's people do when they do give into temptation? <i>Turn away from their sins and ask for God's forgiveness.</i> 7. How can we be forgiven our sins and become one of God's people? <i>By turning away from our sins and trusting in Jesus as our Savior.</i>
BIBLE STORY Discussion Questions <i>choose a few</i>	The Case of the Escape that Waited 1. What kinds of great things did David do? <i>David was a good shepherd; he was a brave fighter; he sang and played the harp, making up songs to God; he loved God and wanted to obey Him, even when it was very, very hard.</i> 2. What did the people think of David? <i>They loved him.</i> 3. Who did not love David? Why? <i>King Saul did not love David. He was jealous of him.</i> 4. What did King Saul try to do to David? <i>He tried to kill him lots of times.</i> 5. Did God want David to get rid of Saul by killing him? <i>No, He did not. He wanted David to trust in Him and His plans.</i> 6. What did David do when he was tempted to kill King Saul? <i>He said no to the temptation. Instead of killing him with a spear, he went away. He woke up Saul and told him that he could have killed him, but did not. He asked Saul to stop trying to kill him.</i> 7. Can God help us say "no" to disobeying Him? <i>Yes, He can. He loves to help us! We can pray to Him, asking Him to help us. We can ask Him to send the Holy Spirit to work in our hearts, helping us to turn from disobeying God and trust in Jesus as our Savior. We can ask Him to give us strength to say "no" when we are tempted to say "yes" to disobeying Him and His good laws. And we can ask for His forgiveness when we do give in to temptation.</i>