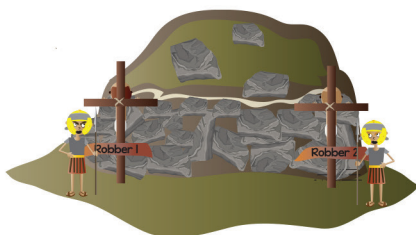


## Big Question 9, Bible Truth 6 Storyboard Background Pictures Key (BG)

Put these pictures in place on your storyboard BEFORE you tell your story.

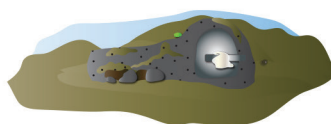
**BG1 Golgotha with 2 Robbers**



**BG2 Jerusalem with Temple**



**BG3 Cave Grave**



**BG4 Stone**



**BG5 Inside of Disciples' House**



**BG6 Outside of Disciples' House**



**BG7 Mount of Olives**



**BG8 Clouds**



**BG9 Heaven**



## Big Question 9, Bible Truth 6 Storyboard Pictures Key (SB)

Store these pictures in numerical order in your DDD Bible Folder.

Add these to your story as you tell it. Numbers correspond to placement order.

**SB1 People of Jerusalem Watching**



**SB2 Jesus on Cross with Soldiers**



**SB3 Jesus' Followers Burying Jesus' Body**



**SB4 Jesus' Body**



**SB5 Soldiers Guarding**



**SB6 Women Coming with Spices**



**SB7 Earthquake**



**SB8 Angel**



**SB9 Scared Soldiers**



**SB10 Soldiers Reporting to Jesus' Enemies**



**SB11 Women Seeing Jesus**




**SB12 Jesus and Followers on Road to Emmaus**



**SB13 Jesus Appearing to His Disciples at House**

**SB14 New People Believing that Jesus Is the Savior**



**SB15 500 Followers with Jesus**

**SB16 Jesus Eating with Followers**

**SB17 Jesus Explaining God's Plans from the Bible**

**SB18 Jesus Telling about God's Plans for the Future**

**SB19 Perfect Wonderfulness of Full Fellowship of God**

**SB20 Jesus and Disciples on Mount of Olives**

**SB21 Sending the Holy Spirit**

**SB22 Angels Tell about Jesus Coming Back**

**SB23 Angels in Heaven Celebrating**

**SB24 King Jesus in Heaven**

**SB25 Jesus Praying for God's People, Carrying Out God's Plans**

**SB26 Life in the New Heaven and Earth with Jesus**



Note: Use sticky tac putty rather than velcro on back of pictures placed on top of other pictures.

