

DEEP DOWN DETECTIVES

**Curriculum Resources
for Unit 13, Bible Truth 2:**



**Why Do God's People Keep
Believing in Him?**

It Is God's Sustaining Grace...

**God, the Father, Promises to
Help His People!**

Session Prep (especially good for newbies!)

Pray!



Pray for the Holy Spirit to be at work in your and the children's hearts.

Review



If new to the curriculum, look at the **Getting Started with Deep Down Detectives section of the Core Curriculum book.** (p.5) It will be especially helpful to read through the Deep Down Detectives section of **The Praise Factory Tour: Extended Version Book.** This is a visual way to understand what goes on in the classroom. (A pdf of the book is found in the samples section on the website.)

Look through and Learn the Lesson



Read over **lesson plan.** Practice any **songs or action rhymes** you are using. Choose/make up motions to go with these. Choose less with younger children and more with older preschoolers. **Practice the lesson with the visual aids** and using the Big Question Box/Briefcase.

Read and Rehearse the Bible Story with Pictures



Read the Bible story from the Bible. Read the curriculum version. Practice telling it with the storyboard pictures. (If you have not previously laminated the story pictures, do that now.)

Let There Be Music



Download the music and listen to the songs. Choose which of the songs you will use with the children. If using live musicians, make sure they have the sheet music (Appendix A, Core Curriculum book).

Put the Props in Place



1. Prepare your Visual Aids. Put the Big Question, Unit Bible Truths, Bible Truth, Bible Verse, and Listening Assignment signs, as well as the Bible Story script in one side of the Bible folder.
2. Get out your storyboard. Put all background pictures in place (they have a BG by the number). Put the rest of the storyboard pictures (these have a SB by the number) in order of use in the other side of the Bible folder.
3. Put the DDD Bible Folder as well as the Big Question sign in the Big Question Box/Briefcase and shut it. If your box/briefcase has locks and you want to use the unlocking the box as part of your session, lock it now....but make sure you have the key or know the code first.
4. Prepare the music CD or sheet music or mp3 device for use in your session.

Set Out Free Play Activities



Choose and set up free time activities you will use with the children. Choose a variety of different activities that will be enjoyed by different types of children. Rotate the activities you provide to keep them interesting and fresh to your children. (Suggestions in Appendix D, Core Curriculum books.)

Prepare Any Activities



Choose which (if any) of the Bible Truth games and crafts activities you want to use in the session. Bear in mind your time frame as well as the developmental abilities and attention span of your children as you decide which/how many to prepare. **Look over the Discussion Sheet** and choose a few questions you might use to spark discussion with the children as they do their activities (especially good for ages 3's+). Pray for God to give you opportunities to talk about these things with the children.

Let Them Take It with Them



Make copies of the craft/take home sheets, if you are not already using them as one of your activities. You may also want to make copies of the story (see take-home version of each story included in Appendix C with the other take home resources) to have for parents to use with their children at home. There's a link on each craft/take home sheet to the story, if you don't make hard copies.

Store It



After your session is over, collect the resources and store them for future use. This curriculum can be used over and over for years to come.

Unit 13: The God Who Sustains

UNIT OVERVIEW

All people enjoy many good things and suffer many bad or sad things in this world. Enjoying good things or going through bad things make some people turn away from God. They love the good things too much or get mad at God for the bad things that happen.

But that's not what happens with God's people. They have put their trust in Jesus. They want to love God most of all—even more than the good things they enjoy. They trust God and His good plans—even as they go through bad or sad things.

What makes the difference? It's God and His sustaining grace! That is, His gifts of strength to help us keep on believing in Him and living for Him. God will always give His people what they need! He wants them to depend on Him and He loves for them to ask for His help. He will never fail them. God will help you like this, too, if you turn away from your sins and put your trust in Jesus.

In this unit we will learn six ways God sustains His people.

UNIT BIBLE VERSE: Psalm 55:22, ESV

"Cast your burden on the LORD, and he will sustain you; he will never permit the righteous to be moved."

BIG QUESTION UNDER INVESTIGATION: Why Do God's People Keep Believing in Him?

ANSWER: It Is God's Sustaining Grace!

OPTIONAL Big Question 13 INTRODUCTION LESSON (Use Hide 'n' Seek Kids Unit 13 Material)

Story: The Case of the People Who Wouldn't Stop *Acts 17, 1 & 2 Thessalonians*

Bible Verse: Psalm 55:22, ESV

BIBLE TRUTH 1: God Alone Sustains His People (3 Lessons Available)

Story: The Case of the Impossible, Big, Bad, Scary News *Genesis 37:12-36; 39-50; Exodus 1-15*

Bible Verse: Jude 1:24-25, ESV

➔ BIBLE TRUTH 2: God, the Father, Promises to Help His People (3 Lessons Available)

Story: The Case of the Really Bad Remember-ers

Exodus 5-15, 19-20, 24; Numbers 13-14; Joshua 1-5

Bible Verse: Psalm 54:4, 7, ESV

BIBLE TRUTH 3: Jesus Provides God's People with Everything They Need to Live for God

(3 Lessons Available)

The Case of the Man in the Middle *Leviticus 6, 16; Matthew 27; Hebrews 1-5, 9, 10, 18*

Bible Verse: Hebrews 4:15-16, ESV

BIBLE TRUTH 4: The Holy Spirit Works Inside of God's People (3 Lessons Available)

Story: The Case of the Foolish Forgetters *Galatians*

Bible Verse: 2 Corinthians 1:21-22, ESV

BIBLE TRUTH 5: The Word of God Feeds God's People (3 Lessons Available)

Story: The Case of the Confused Christians *Colossians*

Bible Verse: Deuteronomy 8:3, ESV

BIBLE TRUTH 6: God Uses His People to Strengthen and Comfort Each Other (3 Lessons Available)

Story: The Case of the Prayed-for Prisoner *Philippians*

Bible Verse: 2 Corinthians 1:3-4, 10-11, ESV

Deep Down Detectives ESV Songs 13 Track Numbers

This is a listing of all songs mentioned in the unit curriculum. You may or may not choose to use all of the songs. They are listed in easy-reference order--NOT in the order used in the curriculum. You may choose to simply burn a CD/load them onto an mp3 device in this order. Or, you may want to do what we do: choose the songs we want to use and create a play list of them in that order. Then, we burn a CD/upload the play list onto an mp3 device. A teacher only has to click forward to the next song, instead of hunting for the right track. The track number have been included as part of the title of each song, teachers will still have a reference to the track number listed in the curriculum (same as those listed below), even if you change the order on your customized play list.

SONGS USED EVERY UNIT OF THE CURRICULUM

- 1 The Classroom Song v.1
- 2 The Classroom Song v.2
- 3 The Classroom Song v.3
- 4 The Classroom Song v.4
- 5 Deep Down Detectives Theme Song
- 6 The Classroom Rules Song
- 7 Let's Pray Song
- 8 The Big Question Box Song
- 9 The Bible Chant Song
- 10 ACTS Prayer Song (Short Version)
- 11 ACTS Prayer Song (Full Version)

Why the Extra Songs?

Deep Down Detectives is a curriculum used by a wide age-span of kids. Sometimes one of the other songs is a better fit for your kids. Or, you may simply want to teach them more songs on the same Bible Truth. Use as many or as few as you want.

UNIT 13: THE GOD WHO SUSTAINS

- 12 Big Q & A 13 Song
- 13 Big Question 13 Song: Why Do God's People Keep Believing in Him?
- 14 Big Question 13 Bible Verse Song: Cast Your Burden on the LORD Psalm 55:22, ESV
- 15 Extra Big Question 13 Bible Verse Song: Cast Your Burden Psalm 55:22, ESV
- 16 Extra Big Question 13 Bible Verse Song: The LORD Your God Is with You Zephaniah 3:17, NIV 1984
- 17 Big Question 13 Hymn: Jesus Paid It All, v.1
- 18 Big Question 13 Praise Song: I Will Sing of the Mercies

Why Do God's People Keep Believing in Him? It is God's Sustaining Grace...

Bible Truth 1: God Alone Sustains His People

- 19 Bible Verse: To Him Who Is Able Jude 1:24-25, ESV
- 20 Extra Bible Verse: To Him, to Him Jude 1:24-25, ESV
- 21 Extra Bible Verse: Jude Doxology Jude 1:24-25, NIV 1984

Bible Truth 2: God, the Father, Promises to Help His People

- 22 Bible Verse: Behold, God is My Helper: Psalm 54:4,7, ESV
- 23 Extra Bible Verse: Even to Your Old Age Isaiah 46:4,9,11, ESV
- 24 Extra Bible Verse: Though the Earth Give Way Psalm 46:1,2, ESV

Bible Truth 3: Jesus Provides God's People with Everything They Need

- 25 Bible Verse: Let Us with Confidence Hebrews 4:16, ESV
- 26 Extra Bible Verse: Let Us Then Draw Near Hebrews 4:16, ESV

Bible Truth 4: The Holy Spirit Works Inside of God's People

- 27 Bible Verse: It Is God Who Establishes Us with You 2 Corinthians 1:21-22, ESV
- 28 Extra Bible Verse: And It Is God 2 Corinthians 1:21-22, ESV
- 29 Extra Bible Verse: The Fruit of the Spirit Galatians 5:22,25, ESV
- 30 Extra Bible Verse: The Fruit Galatians 5:22,25, ESV
- 31 Extra Bible Verse: I Will Ask the Father John 14:16-17, ESV
- 32 Extra Bible Verse: I Will Give You a New Heart Ezekiel 36:26, ESV
- 33 Extra Bible Verse: You Shall Be Clean Ezekiel 36:25-27, ESV

Bible Truth 5: The Word of God Feeds God's People

- 34 Bible Verse: For Whatever Was Written Romans 15:4, ESV
- 35 Extra Bible Verse: He Humbled You Deuteronomy 8:3, ESV
- 36 Extra Bible Verse: Take Up the Whole Armor Ephesians 6:13,16-18, ESV

Bible Truth 6: God Uses His People to Strengthen and Comfort Each Other

- 37 Bible Verse: Blessed Be the God and Father 2 Corinthians 1:3-4, ESV
- 38 Extra Bible Verse: Praise be to the God and Father 2 Corinthians 1:3-4,10-13, NIV 1984
- 39 Extra Bible Verse: Help Us 2 Corinthians 1:13, ESV (other version)
- 40 Extra Bible Verse: Let Us Hold Fast the Confession Hebrews 10:23-25, ESV
- 41 Extra Bible Verse: Encourage One Another 1 Thessalonians 5:11-15, ESV
- 42 Extra Bible Verse: Build One Another Up 1 Thessalonians 5:11-15, ESV

Big Question 13, Bible Truth 2 Overview: Key Concepts**p.1****Unit 13: The God Who Sustains****Unit Big Question (and Answer):** Why Do God's People Keep Believing in Him? It Is God's Sustaining Grace!**Unit Bible Verse:** "Cast your burden on the LORD, and he will sustain you; he will never permit the righteous to be moved." --Psalm 55:22**Bible Truth 2 Concept: It Is God's Sustaining Grace... God, the Father, Promises to Help His People**

God is a good Father to His people--to all who turn from their sins and trust in Jesus as their Savior. He knows that they can't love Him or live for Him by themselves. He knows they need His help and He promises to give it to them.

He promises to take care of all their needs. He promises to comfort them when they are scared. He promises to help them fight against sin in their lives and rescue them in times of trouble. He promises to make everything in their lives work for their good and His glory. He sent Jesus to take the punishment for their sins on the cross to break the strong hold sin and death had on them. He promises to send the Holy Spirit to work in their hearts. There is nothing that God's people need that their Heavenly Father will not provide. He will help them do everything He wants them to do, every day of their lives. We can become God's people when we turn away from our sins and trust in Jesus as our Savior.

Bible Truth 2 Bible Verse: Psalm 54:4,6-7, ESV

"Behold, God is my helper; the Lord is the upholder of my life...I will give thanks to your name, O Lord, for it is good. For he has delivered me from every trouble, and my eye has looked in triumph on my enemies."

Learn a Little "The Lord is the upholder of my life."

Meaning

God promises to help His people. He promises to uphold their life, so that they keep on loving Him and living for Him. God has a good plan for each one of His people. He may call them to do some that are very hard, but He will deliver them out of all their troubles. He promises to give them the strength they need to go through their troubles. He promises to use every trouble for their good. And at just the right time, He will bring their troubles to an end. God's people know they can depend on Him to help them whenever they need help...and go on helping them for the rest of their lives. He is their sustainer! We can become God's people when we turn away from our sins and trust in Jesus as our Savior.

Bible Truth 2 ACTS Prayer

- A** God, we praise You for being faithful to all Your promises to help Your people live for You.
- C** We confess that many times we choose not to trust Your promises to help us. We would rather do things our own way or just depend on ourselves. We need a Savior!
- T** God, thank You for sending Jesus to break the power of sin and death. Thank You for Your promises to always help Your people.
- S** Please work in our hearts, helping us to turn away from our sins and trust in Jesus as our Savior. Help us to ask You for help and depend upon You. Help us to love You and live for You every day of our lives.

In Jesus' name we pray, Amen.

Bible Truth 2 Story

The Case of the Really Bad Remember-ers

Exodus 5-15, 19-20, 24; Numbers 13-14; Joshua 1-5

Big Question 13, Bible Truth 2 Overview: Key Concepts**p.2****Songs Used in Bible Truth 2**

Big Q & A 13 Song

Big Question 13 Song: Why Do God's People Keep Believing in Him?

Big Question 13 Bible Verse Song: Cast Your Burden on the LORD Psalm 55:22, ESV

Extra Big Question 13 Bible Verse Song: Cast Your Burden Psalm 55:22, ESV (other version)

Extra Big Question 13 Bible Verse Song: The LORD Your God Is with You Zephaniah 3:17, NIV 1984

Big Question 13 Hymn: Jesus Paid It All, v.1

Big Question 13 Praise Song: I Will Sing of the Mercies

Bible Truth 2 Bible Verse Song: Behold, God is My Helper Psalm 54:4,7, ESV

Bible Truth 2 Extra Bible Verse Song: Even to Your Old Age Isaiah 46:4,9,11, ESV

Bible Truth 2 Extra Bible Verse Song: Though the Earth Give Way Psalm 46:1,2, ESV

1. GETTING STARTED

= follow the stars for a short & simple lesson plan

Intake Activity Ideas	Choose one of these open-ended activities to include children as they join the class:																					
Free Play Time <i>suggestions in Appendix D</i>	★ Offer your own or some of the easy-to-make, free play activities suggested in Appendix D.																					
OR Sing-along Music Time <i>lyrics and sheet music, Appendix A</i>	<p>Music from Deep Down Detectives (DDD) ESV Songs 13:</p> <table><tr><td>Big Q & A 13 Song</td><td>DDD ESV Songs 13, track 12</td></tr><tr><td>Big Question 13 Song</td><td>DDD ESV Songs 13, track 13</td></tr><tr><td>Big Question 13 (Unit) Bible Verse Song: Cast Your Burden on the LORD Psalm 55:22, ESV</td><td>DDD ESV Songs 13, track 14</td></tr><tr><td>Extra Big Question 13 (Unit) Bible Verse Song: Cast Your Burden Psalm 55:22, ESV</td><td>DDD ESV Songs 13, track 15</td></tr><tr><td>Extra Big Question 13 (Unit) Bible Verse Song: The LORD Your God Is with You Zephaniah 3:17, NIV 1984</td><td>DDD ESV Songs 13, track 16</td></tr><tr><td>Big Question 13 Hymn: Jesus Paid It All, v.1</td><td>DDD ESV Songs 13, track 17</td></tr><tr><td>Big Question 13 Praise Song: I Will Sing of the Mercies</td><td>DDD ESV Songs 13, track 18</td></tr><tr><td>Bible Truth 2 Bible Verse Song: Behold, God is My Helper Psalm 54:4,7, ESV</td><td>DDD ESV Songs 13, track 22</td></tr><tr><td>Bible Truth 2 Extra Bible Verse Song: Even to Your Old Age Isaiah 46:4,9,11, ESV</td><td>DDD ESV Songs 13, track 23</td></tr><tr><td>Bible Truth 2 Extra Bible Verse Song: Though the Earth Give Way Psalm 46:1,2, ESV</td><td>DDD ESV Songs 13, track 24</td></tr></table> <p>Add more fun to Sing-along Music Time by adding a Music, Movement & Memory Activity. These activities are listed on p.10 of this lesson plan with the Response Activities. Instructions found in Appendix B.</p>		Big Q & A 13 Song	DDD ESV Songs 13, track 12	Big Question 13 Song	DDD ESV Songs 13, track 13	Big Question 13 (Unit) Bible Verse Song: Cast Your Burden on the LORD Psalm 55:22, ESV	DDD ESV Songs 13, track 14	Extra Big Question 13 (Unit) Bible Verse Song: Cast Your Burden Psalm 55:22, ESV	DDD ESV Songs 13, track 15	Extra Big Question 13 (Unit) Bible Verse Song: The LORD Your God Is with You Zephaniah 3:17, NIV 1984	DDD ESV Songs 13, track 16	Big Question 13 Hymn: Jesus Paid It All, v.1	DDD ESV Songs 13, track 17	Big Question 13 Praise Song: I Will Sing of the Mercies	DDD ESV Songs 13, track 18	Bible Truth 2 Bible Verse Song: Behold, God is My Helper Psalm 54:4,7, ESV	DDD ESV Songs 13, track 22	Bible Truth 2 Extra Bible Verse Song: Even to Your Old Age Isaiah 46:4,9,11, ESV	DDD ESV Songs 13, track 23	Bible Truth 2 Extra Bible Verse Song: Though the Earth Give Way Psalm 46:1,2, ESV	DDD ESV Songs 13, track 24
Big Q & A 13 Song	DDD ESV Songs 13, track 12																					
Big Question 13 Song	DDD ESV Songs 13, track 13																					
Big Question 13 (Unit) Bible Verse Song: Cast Your Burden on the LORD Psalm 55:22, ESV	DDD ESV Songs 13, track 14																					
Extra Big Question 13 (Unit) Bible Verse Song: Cast Your Burden Psalm 55:22, ESV	DDD ESV Songs 13, track 15																					
Extra Big Question 13 (Unit) Bible Verse Song: The LORD Your God Is with You Zephaniah 3:17, NIV 1984	DDD ESV Songs 13, track 16																					
Big Question 13 Hymn: Jesus Paid It All, v.1	DDD ESV Songs 13, track 17																					
Big Question 13 Praise Song: I Will Sing of the Mercies	DDD ESV Songs 13, track 18																					
Bible Truth 2 Bible Verse Song: Behold, God is My Helper Psalm 54:4,7, ESV	DDD ESV Songs 13, track 22																					
Bible Truth 2 Extra Bible Verse Song: Even to Your Old Age Isaiah 46:4,9,11, ESV	DDD ESV Songs 13, track 23																					
Bible Truth 2 Extra Bible Verse Song: Though the Earth Give Way Psalm 46:1,2, ESV	DDD ESV Songs 13, track 24																					
OR Bible Verse Memory Game <i>instructions found in Appendix B</i>	<p>Lesson 1 Game: Freeze 'n' Say Lesson 2 Game: Detective Mission Madness Practice Lesson 3 Game: Duck, Duck, Goose</p> <p>These activities are also included on p.10 of this lesson plan with the Response Activities.</p>																					
2. OPENING CIRCLE TIME (introduce the Bible Truth and tell the related Bible story)																						
Gathering the Children <i>lyrics and sheet music, Appendix A</i>	<p>Sing verse 1 of The Classroom Song to gather the children for Circle Time.</p> <table><tr><td>The Classroom Song, verse 1</td><td>DDD ESV Songs 13, track 1</td></tr></table> <p>Let's gather together to worship God, Let's gather together to worship God, Let's gather together to worship God, Come gather here with me!</p>		The Classroom Song, verse 1	DDD ESV Songs 13, track 1																		
The Classroom Song, verse 1	DDD ESV Songs 13, track 1																					
Welcome to Deep Down Detectives	★ "Welcome to Deep Down Detectives. We're so glad you've joined us! Detectives are people who look for answers to questions. In Deep Down Detectives, we look for answers to big questions about God. We dig deep down in the truths of God's Word to find them."																					

Lesson Plan: Big Question 13, Bible Truth 2

use with all THREE lessons

p.2**2. OPENING CIRCLE TIME, continued**

= follow the stars for a short & simple lesson plan

<p>Deep Down Detectives Theme Song</p> <p><i>lyrics and sheet music, Appendix A</i></p>	<p>"Let's sing our Deep Down Detectives Theme Song."</p> <p> Deep Down Detectives Theme Song DDD ESV Songs 13, track 5</p> <p>We're Deep Down Detectives, diggin' deep in God's Word, For truths about God and His plans for this world, We're seeking to love Him, with all of our heart, We're Deep Down Detectives! Come on! Let's start!</p>
<p>Classroom Rules Song</p> <p><i>lyrics and sheet music, Appendix A</i></p>	<p>There are two very important things that Deep Down Detectives do together: we worship God and we love one another. Our Classroom Rules Song reminds us how we should act. Let's sing it."</p> <p>Classroom Rules Song DDD ESV Songs 13, track 6</p> <p>Shh, be quiet while someone is talking, Raise your hand, if you have something to say, Don't touch your friend, sitting beside you, Obey your teachers, Be kind as you play. These are our classroom rules, These are our classroom rules, They help us worship God and love one another, These are our classroom rules.</p>
<p>Opening Prayer Time</p> <p><i>lyrics and sheet music, Appendix A</i></p>	<p>"Children, we need God's help to keep these rules. Let's ask Him to help us right now. Let's get ready and pray."</p> <p>Let's Pray DDD ESV Songs 13, track 7</p> <p>1-2-3! Fold your hands, Bow your head, Close your eyes. Let's pray! <i>(repeat)</i></p> <p>"Let's pray:"</p> <p> Opening Prayer</p> <p>Dear Lord, We're so glad to get to gather together to worship You! Please help us keep the classroom rules. Please help us to love You and learn about You today. In Jesus' name we pray. Amen.</p>

Lesson Plan: Big Question 13, Bible Truth 2

use with all THREE lessons

p.3**2. OPENING CIRCLE TIME, continued**

= follow the stars for a short & simple lesson plan

Reveal the Big Question**Introduce the Big Question Box/Briefcase***lyrics and sheet music,
Appendix A*

"Detectives INVESTIGATE things. That means they ask questions and look for answers. Deep Down Detectives investigate big questions about God. The Big Question we are investigating today is right inside our Big Question Box/Briefcase.

The Big Question Box Song*DDD ESV Songs 13, track 8*

We've got a big box,
All closed up and locked,
Filled with the truths of God's Word.

We've got a brief case,
There's no time to waste,
Come on, kids, let's open it up!

The Big Question under Investigation*VISUAL take out
AID**of BQB**Big Question &
Answer Sign, front side***found in the DDD Unit 13
Visual Aids, NIV Book*

Ok, who would like to open for me and pull out the Big Question?"

Choose a child to open the box/briefcase, take out the Big Question and hand it to you, then hold up the Big Question sign for all the children to see, and say:



The Big Question we are investigating today is Big Question Number 13:

Why Do God's People Keep Believing in Him?

and the Answer is:

It Is God's Sustaining Grace!

Big Question Meaning

All people enjoy many good things and suffer many bad or sad things in this world. Enjoying good things or going through bad things make some people turn away from God. They love the good things too much or get mad at God for the bad things that happen.

But that's not what happens with God's people. They have put their trust in Jesus. They want to love God most of all--even more than the good things they enjoy. They trust God and His good plans--even as they go through bad or sad things.

What makes the difference? It's God and His sustaining grace! That is, His gifts of strength to help us keep on believing in Him and living for Him. God will always give His people what they need! He wants them to depend on Him and He loves for them to ask for His help. He will never fail them. God will help you like this, too, if you turn away from your sins and put your trust in Jesus.

Big Question Songs

"Let's sing our Big Question Song:

Big Q & A 13 Song*lyrics and sheet music,
Appendix A***Big Q & A 13 Song***DDD ESV Songs 13, track 12*

(adapted version of "On Top of Old Smoky")

Why do God's people keep believing in God?
And why do God's people keep living for Him?
Because God sustains them, yes, God alone,
That's why God's people keep believing in God.

2. OPENING CIRCLE TIME, continued

= follow the stars for a short & simple lesson plan

**Learning about
the Big Question***Repeat the Big Question and Answer again:***"Why Do God's People Keep Believing in Him? It is God's Sustaining Grace!"***Say: "Hmmm, I wonder what that means... Let's do our action rhyme (or sing our song) that explains it."**Then sing the song using any of the optional motions suggested, if desired.***Big Question
(Action Rhyme)
Song***Lyrics and sheet music,
Appendix A***Big Question 13 (Action Rhyme) Song***DDD ESV Songs 13, track 13***(POSSIBLE ACTIONS)**

Why do God's people keep believing in Him?
 What keeps them going?
 Why do they persevere?

There's just one reason for their lasting faith,
 It is grace, God's sustaining grace,

That's why God's people say:
 "I'm gonna keep on believing in God,
 I'm gonna keep on living for Him,
 Yes, I'm gonna keep on believing in God,
 And It's all thanks to Him, thanks to Him.

God sustains His people in many ways,
 His Spirit works inside them
 As they read His Word and pray,
 He gives them faith to keep in trusting in Him,
 To keep on living for Him to the very end.

That's why God's people say:
 "I'm gonna keep on believing in God,
 I'm gonna keep on living for Him,
 Yes, I'm gonna keep on believing in God,
 And It's all thanks to Him, thanks to Him.

*Hold up one finger
 Point up to God in heaven*

*Point up to God in heaven**Raise hands up in praise**Touch heart*

*Make open Bible with open palms,
 Make prayer hands*

*Point up to God in heaven**Raise hands up in praise*

Lesson Plan: Big Question 13, Bible Truth 2

use with all THREE lessons

p.5**2. OPENING CIRCLE TIME, continued**

★ = follow the stars for a short & simple lesson plan

Learning the Bible Truth

VISUAL take out

AID

#2



of BQB

VISUAL AID

All the Bible Truths Sign

★ "It Is God's Sustaining Grace" is a good beginning, but there's so more to learn. So it's time for us to dig down even deeper for more answers to our Big Question about God. We're going to be learning **SIX** Bible truths that all tell us more about God's sustaining grace.

Who would like to hand me the picture with our six Bible truths on it? It's in the Big Question Box/Briefcase." *Choose a child to get it and hand it to you, then hold it up and show them the pictures of the six truths they will be learning.*

After everyone has had a good look, say...

Bible Truth Clue

VISUAL take out

AID

#3



of BQB

Bible Truth Clue Sign,
front side
VISUAL AID

"Ok, we've learned one truth about how God sustains His people. It's this one: "God Alone Sustains His People." (point to picture as you identify the Bible Truth). Now let's look at our Bible Truth Clue sign and see if we can figure out which of these six truths we will be learning about today. Who would like to get it out of the Big Question Briefcase for me?"

Choose a child to open the briefcase, take out the Bible Truth Clue sign and hand it to you. Hold up the front side for the children to see. Cover up the answer, written along the bottom, and say:

"Why Do God's People Keep Believing in Him?

It Is God's Sustaining Grace!

God, the ????, Promises to Help His People!"

Hint

We're missing one word. Here's the hint to what the missing word is. It says: "Another word for Dad. It starts with an "F" and it rhymes with "bother."

Can you guess? It's "Father."

So, the Bible Truth we are learning today is:

(uncover answer from bottom of sign, show it to them and say:)

★ **"Why Do God's People Keep Believing in Him?**

It Is God's Sustaining Grace!

God, the FATHER, Promises to Help His People!"

Bible Truth Meaning

★ And here is what this Bible Truth means: *(read the meaning off of the back of the sign, say:)*

God is a good Father to His people--to all who turn from their sins and trust in Jesus as their Savior. He knows that they can't love Him or live for Him by themselves. He knows they need His help and He promises to give it to them.

He promises to take care of all their needs. He promises to comfort them when they are scared. He promises to help them fight against sin in their lives and rescue them in times of trouble. He promises to make everything in their lives work for their good and His glory. He sent Jesus to take the punishment for their sins on the cross to break the strong hold sin and death had on them. He promises to send the Holy Spirit to work in their hearts. There is nothing that God's people need that their Heavenly Father will not provide. He will help them do everything He wants them to do, every day of their lives. We can become God's people when we turn away from our sins and trust in Jesus as our Savior.

2. OPENING CIRCLE TIME, continued

= follow the stars for a short & simple lesson plan

Learning the Bible Verse**The Bible Chant Song**lyrics and sheet music,
Appendix A

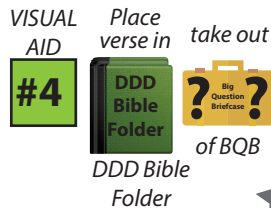
"And how do I know this is true? God tells me so in His special book, the Bible."

Say or sing the Bible Chant Song.

The Bible Chant Song

DDD ESV Songs 13, track 9

The Bible, the Bible,
Let's get out the Bible.
Let's hear what God has to say.
The Bible, the Bible,
God's given us the Bible.
It's His Word for us to learn and obey! Yay!

Bible VerseDDD 13.1 Bible Verse-front
side (in the DDD Bible folder)*found in the DDD Unit 13
Visual Aids, ESV Book

"Who would like to get our Bible folder out of the Big Question Briefcase for me?"

Choose a child to open the briefcase, take out the "Bible" folder and hand it to you. Remove the Bible Verse Picture from the "Bible" folder and hold it up for all the children to see, then say:

Psalm 54:4,6-7 tells us:

★ **Psalm 54:4,6-7, ESV**

"Behold, God is my helper; the Lord is the upholder of my life...I will give thanks to your name, O Lord, for it is good. For he has delivered me from every trouble, and my eye has looked in triumph on my enemies."

Learn a Little: "The Lord is the upholder of my life."**Bible Verse Meaning**★ **What does that mean?**

God promises to help His people. He promises to uphold their life, so that they keep on loving Him and living for Him. God has a good plan for each one of His people. He may call them to do some that are very hard, but He will deliver them out of all their troubles. He promises to give them the strength they need to go through their troubles. He promises to use every trouble for their good. And at just the right time, He will bring their troubles to an end. God's people know they can depend on Him to help them whenever they need help...and go on helping them for the rest of their lives. He is their sustainer! We can become God's people when we turn away from our sins and trust in Jesus as our Savior.

2. OPENING CIRCLE TIME, continued

= follow the stars for a short & simple lesson plan

**Bible Verse
Song***lyrics and sheet music,
Appendix A**You might also enjoy:**Even to Your Old Age
Isaiah 46:4,9,11, ESV
DDD ESV Songs 13,
track 23**Though the Earth Give Way
Psalm 46:1,2, ESV
DDD ESV Songs 13,
track 24*

We've said our Bible verse, now let's sing it!

God is My Helper: Psalm 54:4,7*DDD ESV Songs 13, track 22*Behold, God is my helper; Behold, God is my helper;
The upholder of my life,
Behold, God is my helper; Behold, God is my helper.Behold, God is my helper; Behold, God is my helper;
He's delivered me from every trouble,
Behold, God is my helper; Behold, God is my helper;Behold, God is my helper; Behold, God is my helper;
My eyes have looked in triumph on my enemies.
Behold, God is my helper; Behold, God is my helper;





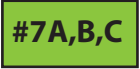


Psalm Fifty-four, four and seven.

Lesson Plan: Big Question 13, Bible Truth 2

use with all THREE lessons

p.8**2. OPENING CIRCLE TIME, continued**

= follow the stars for a short & simple lesson plan

Getting into the Case	<p>"Now it's time to do a bit more deep down investigating. Let's see what Detective Dan wants us to help him figure out. Would someone like to get it out for me?"</p>
Listening Assignments <div style="display: flex; justify-content: space-around; align-items: center;"> <div style="text-align: center;"> <i>Place in</i>  of BQB </div> <div style="text-align: center;"> <i>take out</i>  of BQB </div> </div>	<p>NOTE: Listening assignments are most suitable for ages 3+. Skip straight to the Bible story (see bottom of this page), if working with 2 year olds.</p> <p>"Let's open up our listening assignment and see what we are supposed to figure out today.</p> <p><i>Choose a child to take out the Listening Assignment (from the DDD Bible Folder) and hand it to you. Read Detective Dan's letter to the children that includes the listening assignment. The listening assignments are summarized below:</i></p>
<p style="text-align: center;">VISUAL AID</p> <div style="text-align: center;">  #5 </div> <p style="text-align: center;">DDD Unit 13 Visual Aids, ESV</p>	<p><u>Detective Dan's Lesson #1 Listening Assignment:</u></p> <p>I need to find out:</p> <ol style="list-style-type: none"> 1. Who were the really bad remember-ers? What did they refuse to remember about God? 2. What happened when they did remember God as they should?
<p style="text-align: center;">VISUAL AID</p> <div style="text-align: center;">  #6 </div> <p style="text-align: center;">DDD Unit 13 Visual Aids, ESV</p>	<p><u>Detective Dan's Lesson #2 Listening Assignment:</u></p> <p>Our Bible Verse is Psalm 54:4,6-7: "Behold, God is my helper; the Lord is the upholder of my life...I will give thanks to your name, O Lord, for it is good. For he has delivered me from every trouble, and my eye has looked in triumph on my enemies."</p> <p>I need to find out:</p> <ol style="list-style-type: none"> 1. What troubles did the people of Israel face? 2. What did the LORD promise to do for them in their troubles?
<p style="text-align: center;">VISUAL AID</p> <div style="text-align: center;">  #7A,B,C </div> <p><i>*Listening Assignment #3 includes the Assignment Sheet, plus 6 clue pictures*</i></p> <p style="text-align: center;">DDD Unit 13 Visual Aids, ESV</p>	<p><u>Detective Dan's Lesson #3 Listening Assignment:</u></p> <p>I found six clues, but only 4 of them are in the story.</p> <p>Our six clues were: grapes; a rocket; a giant enemy; Joshua, the Ark of the Covenant; and an elephant.</p> <p><i>Hold each of them up for the children to see as you identify them.</i></p> <p>I need to figure out:</p> <ol style="list-style-type: none"> 1. Which four belong in the story and which two don't? 2. Who thanked the LORD for keeping His promise to help them? How did He help them?
<p>Tell the Bible Story</p> <div style="display: flex; justify-content: space-around; align-items: center;"> <div style="text-align: center;"> <i>Place story & pics in</i>  of BQB </div> <div style="text-align: center;"> <i>take out</i>  of BQB </div> </div> <p style="text-align: center;">DDD Unit 13 Visual Aids, ESV</p> <p>Story text included in this book right after this lesson plan and in Visual Aids book</p>	<p>★ <u>Then say.</u> "Ok, Deep Down Detectives! Put on your best listening ears and see if you can hear the answers to Detective Dan's questions. When I finish telling the story, we will see if we can answer all the questions."</p> <p>★ Bible Story: The Case of the Really Bad Remember-ers Exodus 5-15, 19-20, 24; Numbers 13-14; Joshua 1-5</p> <p><i>Read the Bible Truth story, putting up the storyboard pictures as you tell it. Then, have the children answer the listening assignment. Present the gospel and lead in prayer.</i></p> <p><i>*Answers to questions; the gospel; and, ACTS prayer are included with the story text.*</i></p>

Lesson Plan: Big Question 13, Bible Truth 2

use with all THREE lessons

p.9

2. OPENING CIRCLE TIME, continued

= follow the stars for a short & simple lesson plan

<p>Story Response Song(s)</p> <p>Hymn</p> <p><i>lyrics and sheet music, Appendix A</i></p>	<p><i>As attention span and time allow, you might want to end with one of the following songs which also tie in with the unit. If desired, use the Music and Movement activity ideas while singing (listed with the Response Activities).</i></p> <p>Jesus Paid It All <i>DDD ESV Songs 13, track 17</i></p> <table border="0"> <tr> <td style="vertical-align: top;"> <p>Verse 1</p> <p>I hear the Savior say, "Thy strength indeed is small, Child of weakness, watch and pray, Find in Me thine all in all."</p> </td><td style="vertical-align: top;"> <p>Refrain</p> <p>Jesus paid it all, All to Him I owe; Sin had left a crimson stain, He washed it white as snow.</p> </td></tr> </table> <p>Tie-in: "What a mighty, loving, Savior is Jesus to those who trust in Him! He paid for all their sins on the cross. He cleans their hearts of sin. He saves them from all their sins so they can be God's people. But that's not all! He gives them strength to do everything God wants them to do. Yes, they may be weak, but Jesus is so strong! They pray to Him for help and He will always give them the help they need. God's people praise their wonderful Savior! They owe everything to Him!"</p>	<p>Verse 1</p> <p>I hear the Savior say, "Thy strength indeed is small, Child of weakness, watch and pray, Find in Me thine all in all."</p>	<p>Refrain</p> <p>Jesus paid it all, All to Him I owe; Sin had left a crimson stain, He washed it white as snow.</p>
<p>Verse 1</p> <p>I hear the Savior say, "Thy strength indeed is small, Child of weakness, watch and pray, Find in Me thine all in all."</p>	<p>Refrain</p> <p>Jesus paid it all, All to Him I owe; Sin had left a crimson stain, He washed it white as snow.</p>		
<p>Praise Song</p> <p><i>lyrics and sheet music, Appendix A</i></p>	<p>Praise Song: I Will Sing of the Mercies <i>DDD ESV Songs 13, track 18</i></p> <p>I will sing of the mercies of the Lord forever, I will sing, I will sing, I will sing of the mercies of the Lord forever, I will sing of the mercies of the Lord.</p> <p>With my mouth will I make known Thy faithfulness, Thy faithfulness, With my mouth will I make known Thy faithfulness to all generations.</p> <p>Tie-in: Mercy is treating someone with love and kindness that they do not deserve. God's people love to sing of the Lord's mercy to them! He has taken away all their sins through His Son Jesus! He has been faithful to them every day of their lives. He always gives them what they need. God's people know that God will go on being faithful to them forever and ever. No wonder they want to praise Him! No wonder they want to use their mouths to tell others about Him!</p>		

3. TAKING ACTION: Response Activities *(choose from among these activities)*

<p>Transition to Activities</p>	<p>★ Well, Deep Down Detectives, you've done a great job diggin' deep down for answers in the truths of God's Word. Now it's time to enjoy some activities."</p> <p><i>Tell children what activity/s you are providing for them: either free play or some of the response activities listed below. When you are ready to dismiss them, use this song to help the children transition in an orderly fashion to their next activity.</i></p>
<p>Classroom Song, verse 2</p> <p><i>lyrics and sheet music, Appendix A</i></p>	<p>"Children, let's sing our Time to Play Song. When we are finished you may get up and walk over to our next activity."</p> <p>Classroom Song, verse 2 <i>DDD ESV Songs 13, track 2</i></p> <p>We've gathered together to worship God, We've gathered together to worship God, And now it's time to play.</p> <p><i>Dismiss the children to whatever activities you have prepared for them to do.</i></p>


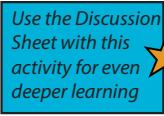

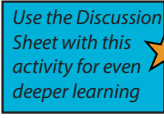

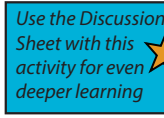


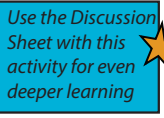

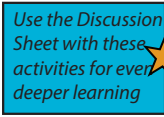

Lesson Plan: Big Question 13, Bible Truth 2

use with all THREE lessons

p.10

3. TAKING ACTION: Response Activities (choose from among these activities)

= short & simple lesson plan

Response Activities	Choose one or more activities appropriate for your children, based on classroom time and developmental needs. Add the Discussion Sheet to any activity for deeper learning. 
Bible Verse Memory Game <i>game directions, Appendix B</i>	<p>Though listed with the opening activities, you may choose to use this Bible verse game here instead (or as a repeat).</p> <ul style="list-style-type: none"> Lesson 1 Game: Freeze 'n' Say Lesson 2 Game: Detective Mission Madness Practice Lesson 3 Game: Duck, Duck, Goose <div>   </div> <p>Discussion Questions</p>
Music, Movement & Memory Activity <i>game directions, Appendix B</i>	<p>A music activity that uses the songs from the Bible Truth and Big Question unit.</p> <ul style="list-style-type: none"> DDD Songs for this Bible Truth, plus: Lesson 1 Activity: Bottle Shakers Lesson 2 Activity: March 'n' Say Lesson 3 Activity: Clap, Tap and Say <div>   </div> <p>Discussion Questions</p>
Bible Story Review Game <i>game directions, Appendix B</i>	<p>A game that uses the storyboard pictures from the story to review the story.</p> <ul style="list-style-type: none"> Lesson 1 Game: Pony Express Lesson 2 Game: Who's Inside? Lesson 3 Game: Fix Up the Mix Up <div>   </div> <p>Discussion Questions</p>
Coloring Pages/ Take Home Sheets <i>in Appendix C</i> 	<p>A coloring page related to the lesson assignment question is provided for each lesson. On the back of each are the key concepts, a few questions and a song for parents to use with their children.</p> <p>NOTE: Upgrade your coloring sheet to a more interesting craft by offering simple embellishments, such as jiggly eyes, craft sand, glitter, glitter glue, colored paper dots (made with a hole punch), fabric scraps, etc. Make cut-to-size glued-on clothes, hair, etc for characters by using a copy of the coloring sheet, cutting out the selected portions and making them the patterns for whatever you want to cut out of fabric, paper, foil, etc.</p> <ul style="list-style-type: none"> Lesson 1 Coloring Sheet Emphasis: Bible Truth Lesson 2 Coloring Sheet Emphasis: Bible Verse Lesson 3 Coloring Sheet Emphasis: ACTS Prayer <div>   </div> <p>Discussion Questions</p>
Extra Crafts: Big Question Craft <i>in Appendix C</i> Bible Verse Craft <i>in Appendix C</i> Bible Story Puzzle <i>in Appendix C</i>	<p>These crafts are slightly more complex than the coloring/take home sheets:</p> <p>The Bible Concept Go-and-Tell Craft is a craft that summarizes the Bible concept and includes the Bible verse is included for those desiring more than a coloring sheet. This more complex craft will involve gluing, sticking, etc. Can be used at any time.</p> <p>The Bible Story Coloring Sheet provides a tie in between the Bible story and the Bible truth they are learning.</p> <p>The Storyboard Picture Placement Page has been made into a puzzle that can be cut out and re-assembled by the children. This provides a nice summary of the story.</p> <div>   </div> <p>Discussion Questions</p>
Free Play Activities <i>ideas in Appendix D</i>	<p>Offer your own or some of the easy-to-make, free play activities suggested in Appendix D.</p>

Lesson Plan: Big Question 13, Bible Truth 2

use with all THREE lessons

p.11**4. CLOSING CIRCLE TIME** *(End-of-session activities for the last 5-10 minutes of class time)*

★ = short & simple lesson plan

<p>Transition to Closing Circle</p> <p>Classroom Song, verse 3</p> <p><i>lyrics and sheet music, Appendix A</i></p>	<p><i>Use this song to help the children transition in an orderly fashion. Start singing this song and ask the children to gather with you for Closing Circle Time.</i></p> <p>Classroom Song, verse 3 <i>DDD ESV Songs 13, track 3</i></p> <p>It's time to get ready to go and tell, It's time to get ready to go and tell, Come gather here with me.</p>
<p>Closing Circle Time</p> <p>Classroom Song, verse 4</p> <p><i>lyrics and sheet music, Appendix A</i></p>	<p><i>When children are settled in the circle, say:</i></p> <p>"It's almost time for your parents to come pick you up. And do you know what that means? It means.... (draw this out to build anticipation and excitement)...that it's almost time to go home and....it's almost time to...Go and Tell! We have learned some big news about God today. God wants us to take and tell it to the whole world!"</p> <p>Classroom Song, verse 4 <i>DDD ESV Songs 13, track 4</i></p> <p>So what's our big news to go and tell, So what's our big news to go and tell, Can you tell me now?</p>
<p>Big News to Tell</p> <p>Big Question 13</p> <p><small>VISUAL AID</small></p> <p>#1</p> <p><i>*found in DDD Unit 13 Visual Aids, ESV Book</i></p> <p><i>lyrics and sheet music, Appendix A</i></p> <p>Big Question 13, Bible Truth 1</p> <p><small>VISUAL AID</small></p> <p>#3</p>	<p>"Let's see....there's so much big news to tell! There's so much we've learned!</p> <p>First of all, can you tell me the answer to our Big Question: "Why Do God's People Keep Believing in Him?" <i>Hold up the Bible Truth Clue Picture.</i></p> <p>Say the answer with me: "It Is God's Sustaining Grace!"</p> <p><i>(If desired, you can sing one/both of the Big Question songs.)</i> <i>DDD ESV Songs 13, tracks 12,13</i></p> <p>And what's one way He does this? What did we learn? <i>Point to the picture.</i></p> <p>God, the Father, Promises to Help His People!</p> <p>"And how do I know this is true? Can you tell me?"</p> <p>Say it with me: "The Bible tells me so!" That's right!</p>
<p>Big Question 13 Bible Truth 1 Bible Verse</p> <p><small>VISUAL AID</small></p> <p>#4</p> <p><i>*found in the DDD Unit 13 Visual Aids, ESV Book</i></p> <p><i>lyrics and sheet music, Appendix A</i></p>	<p>We learned: Psalm 54:4,7</p> <p>"Behold, God is my helper; the Lord is the upholder of my life...I will give thanks to your name, O Lord, for it is good. For he has delivered me from every trouble, and my eye has looked in triumph on my enemies."</p> <p>Learn a Little: "The Lord is the upholder of my life."</p> <p>What does that mean?</p> <p>God promises to help His people. He promises to uphold their life, so that they keep on loving Him and living for Him. God has a good plan for each one of His people. He may call them to do some that are very hard, but He will deliver them out of all their troubles. He promises to give them the strength they need to go through their troubles. He promises to use every trouble for their good. And at just the right time, He will bring their troubles to an end. God's people know they can depend on Him to help them whenever they need help... and go on helping them for the rest of their lives. He is their sustainer! We can become God's people when we turn away from our sins and trust in Jesus as our Savior.</p> <p><i>(If desired, you can sing the Bible verse song.)</i> <i>DDD ESV Songs 13, track 22</i></p>

Lesson Plan: Big Question 13, Bible Truth 2

use with all THREE lessons

p.12**4. CLOSING CIRCLE TIME, continued***= follow the stars for a short & simple lesson plan*

Closing ACTS Prayer Time ACTS Prayer Chant <i>lyrics and sheet music, Appendix A</i>	<p><i>Let's ask God to help us to remember this and even tell others this good news. Let's get ready and pray our ACTS prayer.</i></p> <p><i>And what does ACTS mean? Let's sing/say our ACTS Prayer Chant!</i></p> <p>ACTS Prayer Chant Song <i>DDD ESV Songs 13, tracks 10,11</i></p> <p>A, Adoration, God, we praise You! C, Confession, Forgive us our sins. T, Thanksgiving, Thank You for Jesus, S, Supplication, Help us to live like Him.</p> <p style="text-align: right;">That's the ACTS prayer, my friend, Bow your head, Close your eyes, Shhh, Let's begin.</p>
Closing ACTS Prayer	<p>"Let's pray!"</p> <p><i>Lead the children in the ACTS prayer for this Bible Truth.</i></p> <p>A God, we praise You for being faithful to all Your promises to help Your people live for You.</p> <p>C We confess that many times we choose not to trust Your promises to help us. We would rather do things our own way or just depend on ourselves. We need a Savior!</p> <p>T God, thank You for sending Jesus to break the power of sin and death. Thank You for Your promises to always help Your people.</p> <p>S Please work in our hearts, helping us to turn away from our sins and trust in Jesus as our Savior. Help us to ask You for help and depend upon You. Help us to love You and live for You every day of our lives. In Jesus' name we pray, Amen.</p>
5. TAKING IT HOME <i>(Take Home Sheet)</i>	
Clean up and Dismissal	<p>"Now it's time to work together and clean up." <i>Have the children join you in cleaning up the room.</i></p>
Coloring Pages/ Take Home Sheets <i>in Appendix C</i>	<p><i>Give out the craft/take home sheet and any other papers from the session, as you dismiss children from class.</i></p> <p><i>(Reminder: The back side of the coloring page is the take home sheet for each lesson.)</i></p>
Bible Story to Take-Home <i>in Appendix C</i>	<p>You may also want to include a copy of the story along with the take home sheet. (However, each coloring sheet/take home sheet includes a note to parents telling where they can download the story from the Parent Resources section on the website.</p>

Bible Story for Big Question 13, Bible 2

use with all THREE lessons

Place
story in

take out

P.1**The Case of the Really Bad Remember-ers***Exodus 5-15, 19-20, 24; Numbers 13-14; Joshua 1-5*

of BQB

Story-telling Tips

Ahead of time:

1. Read the Bible verses and story. Pray!
2. Choose story action cues and prepare storyboard figures/Story Scenes, if using. (In Visual Aids book)
3. Practice telling story with the storyboard figures/Story Scenes, timing your presentation. Shorten, if necessary.

During your presentation:

1. Maintain as much eye contact as possible as you tell the story.
2. Put up storyboard figures/add story action cues/hold up Story Scenes as you tell the story. Allow the children to help you put them on the board, if desired.
3. Include the children in your story with a few questions about what they think will happen or words/concepts that might be new to them.
4. Watch the kids for signs that their attention span has been reached. Shorten, if necessary.

INTRODUCTION/ LISTENING ASSIGNMENTS

"Our story is called: The Case of the Really Bad Remember-ers. Here is your listening assignment." Read from Detective Dan's Listening Assignment signs, but questions are summarized below:

Detective Dan's Lesson #1 Listening Assignment:

I need to find out:

1. Who were the really bad remember-ers? What did they refuse to remember about God?
2. What happened when they did remember God as they should?

Detective Dan's Lesson #2 Listening Assignment:

Our Bible Verse is Psalm 54:4,6-7: "Behold, God is my helper; the Lord is the upholder of my life...I will give thanks to your name, O Lord, for it is good. For he has delivered me from every trouble, and my eye has looked in triumph on my enemies."

I need to find out:

1. What troubles did the people of Israel face?
2. What did the LORD promise to do for them in their troubles?

Detective Dan's Lesson #3 Listening Assignment:

I found six clues, but only 4 of them are in the story.

Our six clues were: grapes; a rocket; a giant enemy; Joshua, the Ark of the Covenant; and an elephant.
Hold each of them up for the children to see as you identify them.

I need to figure out:

1. Which four belong in the story and which two don't?
2. Who thanked the LORD for keeping His promise to help them? How did He help them?

Read the assignment questions, THEN SAY,

"Ok, Deep Down Detectives! Put on your best listening ears and see if you can hear the answers to Detective Dan's questions. When I finish telling the story, we will see if we can answer all the questions."

Read the Bible Truth story, answer questions, present the gospel and lead in prayer.

Answers to questions; the gospel; and, ACTS prayer are included with the story text.

Bible Story for Big Question 13, Bible 2

use with all THREE lessons

P.2**The Case of the Really Bad Remember-ers***Exodus 5-15, 19-20, 24; Numbers 13-14; Joshua 1-5*

Story with lines separating paragraphs (text in bold, optional interaction cues in italics) Numbers correspond to storyboard pictures and placement upon the storyboard. Always feel free to use less pictures, if it's best for your kids. Simply black out the numbers next to pictures you do not plan to use. All pictures are found in the Visual Aids book. Put BG (background) pictures on storyboard ahead of time. SB pictures (listed below in story text) are added to board as you tell the story. These numbers are also found on the back of each picture. Tip: Stack pictures in numerical before telling story for easy use. Use sticky-back velcro to attach pictures to storyboard felt. Use sticky-tac putty to stick a picture on top of another picture. OR, if using the Story Scenes to tell the story, disregard the storyboard picture references listed below.

“(SB1, SB2) You’ve made it to Canaan! The land the LORD promised to you!” Moses told the people as they camped at Kadesh Barnea. This was the moment they had been waiting for! The LORD had rescued them from their enemies in Egypt. He had given them His laws and made them His people at Mt. Sinai. And now, He had led them up to the very edge of the land He promised to give them. **“(SB3) The land filled with good things for you is ready for you!”** Go up and take it, just as the LORD told you to. Don’t be afraid. Don’t be discouraged. The LORD is with you!” Moses urged them.

But the people weren’t so sure. Maybe the LORD knew Canaan, but they didn’t. (SB4) There might be some very good places to live and some very good food to eat there. Perhaps it was a land that flowed with milk and honey--a nickname for a land filled with good things. But, there also might be some very big enemies living there, too! Maybe enemies as big and bad as the armies of Egypt. Hmmm... **“Let’s send some men ahead of us to check out the land. Let them spy it out, then come back and report what they find,”** they said to Moses.

Did the people of Israel really need to send out spies? Did they really need to know how big their enemies were? No, they did not! WHO promised to be with them and was more powerful than any enemy they might face? Who would always help them carry out His plans? Can you tell me His name?

Can you tell me?

(SB5) It was the LORD! The LORD was with them! No enemy would ever be too powerful for Him! It was His plan for them to have this land and no one can ever stop His plans. He would give them all the help they needed, no matter what enemy they faced. All they had to do was think back and remember! They had been helpless to free themselves from Pharaoh, but the LORD had helped them with His mighty power. He sent gnats, frogs and other sadnesses...and they were free! They had been helpless against Pharaoh’s chariots, trapped by the Red Sea. But the LORD had helped them with His mighty power. He had parted the Red Sea and made a way for them to escape. He washed away Pharaoh’s men. Remember! Remember! The LORD would always help them. He would always rescue them. He would always take care of them. But nonetheless, the LORD allowed them to send spies anyway.

But the people were not remembering as they should... so the spies would be sent out.

(SB6) Twelve men were chosen: Joshua, Caleb, and ten other leaders. They would be best to see what the land was like for the people. **“Go through the Negev mountains, then into the grassy, hill country,”** Moses ordered the men. **“Look at the people. Are there lots of them? Are they weak or strong? Do they live in tents or cities surrounded by strong walls? See what the land is like. Does it have trees? Is it good for farming?”** Moses told them. **“Be brave and bring us back some fruit!”** he said.

So sneaky sneak, sneak went the twelve men into the Promised Land of Canaan. (SB7) First, they went through the tall, dry, Negev mountains. No people lived here and no food would grow here either. Would all the land God promised them be like this?

What do you think?

Bible Story for Big Question 13, Bible Truth 2

use with all THREE lessons

P.3*Story with lines separating paragraphs (text in bold, optional interaction cues in italics)*

No, it was not! (SB8) At last, the spies came to the grassy, hill country. Ah, now this was better! Much better! The beautiful views from the hills. The good farming in the valleys. The fish and fresh water in the lakes and rivers. There were red, juicy pomegranates and delicious, sweet figs. And the grapes. Oh, how good were the grapes! (SB9) The men cut off a huge branch covered in them and slung it over a pole to carry back to Moses and the people. It took two of them to carry just that one branch it was so big! Oh, yes! This land was good that the LORD was giving them.

But there was not just plenty of fruit in this Promised Land. There were plenty of people, too! And not just any kind of people! (SB10) These were fierce, giant people who lived in strong, tall cities and worshipped bad, fake gods. They would not welcome the people of Israel to Canaan. They would fight hard to keep their beautiful land... and they certainly seemed strong enough to beat the people of Israel and keep them out!

(Move SB10, then remove) With fruit in hand, Joshua, Caleb and the other, ten men started back to Kadesh Barnea. Back through the hill country, back through the Negev mountains they went, sneak, sneak, sneaking and walk, walk, walking. Back to Moses and the people. And as their legs were busy sneaking and walking, their minds must have been busy thinking. What do you think they were thinking about?

Can you guess?

I bet they were thinking about what they would tell the people when they got back to camp. Big fruit; big enemies; big cities. Would the people be in big trouble if they went into the Promised Land; or, could they trust in big help from the LORD?

How excited the people were when at last the twelve men returned! "(SB11) Look at that fruit! Those delicious pomegranates and figs! That huge branch of juicy grapes!" the people exclaimed. They eagerly gathered around the twelve spies to hear more about the wonderful land of Canaan.

(SB12) Ten of the spies (all except Joshua and Caleb) stood up and gave their report. "The land is beautiful and good, just as the LORD said," they told the people, "but, the land is full of fierce giants who live in great cities with strong walls. We can't do it. We are helpless to fight them and take the land," they exclaimed. "We shouldn't even try. If we do, we will all die... we and our children!"

How sad! These ten leaders had refused to remember the LORD or trust that He would keep His promise to help them. Now it was the people's turn? Would they agree? Would they remember the LORD and trust in His promise to help them; or, would they choose to forget Him, just as these ten leaders had?

What do you think?

The people chose to forget the LORD. (SB13) "WAAAAA!" the people wailed when they heard what the ten spies said. They cried and cried and cried all the rest of the day and all night long.

(SB14) By the morning, their tears had dried and their cries had stopped. Their "WAAAAA!" changed to "GRRRRR!" They were FURIOUS at the LORD and Moses and Aaron. "Why did you bring us out here to be killed by these enemies?" they grumbled. "Let's get a new leader and go back to Egypt! We were better off there!" they said to each other.

This was terrible! (SB15) Moses and Aaron bowed down and prayed to the LORD for the people. Oh, how they deserved the LORD's punishment for doubting His goodness and His help! They begged for His mercy. They begged for His mercy.

Story with lines separating paragraphs (text in bold, optional interaction cues in italics)

Then, Joshua and Caleb—the last of the twelve spies— stood up with something very different to say. “(SB16) The land we spied out is so very good. Don’t rebel against the LORD! Don’t fear the people of the land! They are nothing. The LORD is with us. He is able to help us and give it to us,” they exclaimed. These two leaders remembered the LORD. They trusted in His promise to help them. Perhaps their report would help the people believe, too?

What do you think?

(SB17) I’m sad to say that the people STILL refused to remember the LORD. They STILL refused to go into the beautiful Promised Land. They even picked up stones to throw at Moses and Aaron! Grrr! They were so angry!

(SB18) But suddenly the bright, shiny glory of the LORD appeared to all of the people. Everyone stopped in amazement. This was their God. They had forgotten Him.

“How long will the people not believe in Me? When will they remember all the amazing things I’ve done for them and trust in Me to help them?” the LORD said to Moses. This wasn’t the first time the people had forgotten the LORD since He had rescued them from Egypt. This wasn’t even the second or third or fourth time. It was the TENTH time, and the LORD’s patience had run out.

“(SB19) Because you didn’t believe that I could take care of you and defeat your enemies, you will NOT get to go into the Promised Land. You will wander out here in the dry desert for forty years until you grow old and die. I will take your children to live in the beautiful land when they grow up, instead of you,” the LORD told the people.

How sad the people were! They had not remembered the LORD. They had not trusted He would help them. And now, they would never get to live in the good land He had promised them.

“(SB20) Tromp, Tromp, Tromp,” the people sadly marched out into the dry desert, leaving Canaan behind—the grown-ups, the children, the twelve spies, Moses and Aaron. And as they kept “Tromp, tromp, tromping,” for forty years, the adults grew old and died. (SB21) At last, only Joshua and Caleb, the two faithful spies, remained. (SB22) The children grew up and became adults; and, the LORD made Joshua their new leader.

Now it was time to go into the Promised Land. Once more the people of Israel camped right outside of Canaan, this time by the Jordan River. (SB23) Once more spies were sent to spy out the land. (SB24) And once more, they came back with news of good fruit and powerful enemies living in strong, walled cities. There was STILL no way for the people of Israel to beat these enemies on their own.

But that was not ALL the two spies had seen! “The people are mighty and their cities are strong, but they have heard of the LORD and are scared!” they reported. “The LORD has surely given us this land!”

The LORD encouraged the people, too. “I will go before you and fight your enemies,” the LORD promised Joshua and the people. “Many years earlier, I parted the Red Sea to help you escape Pharaoh’s armies. Now I will part the rushing, roaring waters of the Jordan River for you to cross over on dry land,” He said. “Be strong and courageous as you lead the people!” the LORD urged Joshua. “I will be with you wherever you go!” He promised.

What would the people do this time? Would they remember all the LORD had done for them? Would they trust His promises to help them?

What do you think?

Bible Story for Big Question 13, Bible Truth 2

use with all THREE lessons

P.5*Story with lines separating paragraphs (text in bold, optional interaction cues in italics)*

(SB25) This time, the people did NOT fear! This time they DID remember, and they DID trust! (SB26) The priests carrying the Ark of God's Presence led the people towards the rushing waters of the Jordan River. If the LORD did not stop the waters, they would be drowned. But just as the first priest put out his foot to step into the swirling water, the LORD did just what He promised. (Place BG2 on top of BG1 to create dry riverbed.) He held the river back as the Ark and then all the people of Israel crossed into the Promised Land for the first time!

(SB27, SB28) When everyone had safely crossed, the LORD told Joshua, "Choose men to pick up twelve, large stones from the Jordan River. Place them together next to the river bank. These Remembering Stones will help you remember this day I brought you into Canaan on dry ground. They will help everyone in the world remember that I am the one, true, mighty God and I should be worshipped and obeyed," the LORD said.

The people obeyed. (SB29) They set up the Remembering Stones and they worshipped the LORD that day. News spread to the enemies of what the LORD had done, and they were filled with fear. They might be fierce giants. Their cities might be strong and have tall walls, but who could stand against the one, true, mighty LORD?

(SB30) The people of Israel praised the LORD. Already He was going before them. Maybe they DID have a country full of fierce, giant enemies to face, but they knew they would not have to face them alone. They would remember the LORD. They would trust in His help and He would give it to them, until every enemy was defeated, and the land became their land... and all the days of their lives. And the LORD did just that, Just as He promised.

Cracking the Case: (story wrap-up for Listening Assignments)

It's time to see how we did with our Listening Assignment.

Detective Dan's Lesson 1 Listening Assignment:

1. Who were the really bad remember-ers? What did they refuse to remember about God? The people of Israel were the bad remember-ers. They chose not to remember the LORD's promises to take care of them. They chose not to remember all the ways the LORD had rescued them from their strong enemies already. Because they did not remember, they refused to trust that the LORD could really defeat the people in Canaan and give them the land as their home.

2. What happened when they remembered the promises? They had courage to go into Canaan. And when they did, the LORD helped them defeat their enemies and made the land their own.

For You and Me:

Like the people of Israel, the LORD wants us to remember who He is and what He is able to do. He wants us to turn to Him and trust Him to take care of us, no matter what we face in life. And what's the most important thing He's done that He wants us to remember? That He sent Jesus to save us from our sins. When we turn away from our sins and trust in Jesus as our Savior, God will make us His people. As His people, we can know that God will always sustain us—He will help us to love Him and live for Him, the rest of our lives.

Detective Dan's Lesson 2 Listening Assignment:**Our Bible Verse is Psalm 54:4,6-7:**

"Behold, God is my helper; the Lord is the upholder of my life...I will give thanks to your name, O Lord, for it is good. For he has delivered me from every trouble, and my eye has looked in triumph on my enemies."

1. What troubles did the people of Israel face? They faced fierce enemies who lived in strong cities in the land the LORD promised them. These enemies were too strong for them and would kill them, if they fought them on their own.

2. What did the LORD promise to do for them in their troubles? The LORD promised to always be with them. He would help them beat their enemies. He would help them win the land He promised them. He would even go before them.

For You and Me:

Like the people of Israel, God holds out His promises to us. Promises to forgive our sins and make us His people. Promises to help us to live for Him, all the days of our lives. How can these promises from God become promises for us? When we turn away from our sins and trust in Jesus as our Savior. Ask God to help you. He loves to answer this prayer!

Detective Dan's Lesson 3 Listening Assignment:

Our six clues were: grapes; a rocket; a giant enemy; Joshua, the Ark of the Covenant; and an elephant.

1. Which four belong in our story?

The grapes; the giant enemy; Joshua, and the Ark of the Covenant belong. The rocket and the elephant do not.

2. Who thanked the LORD for keeping His promise to help them? How did He help them? The people of Israel did. He held back the waters of the River Jordan, so they could cross on dry land. He helped them fight all of their enemies and win, so they could settle the land He promised them.

For You and Me:

Like the people of Israel, God holds out His promises to us. Promises to forgive our sins and make us His people. Promises to help us to live for Him, all the days of our lives. How can these promises from God become promises for us? When we turn away from our sins and trust in Jesus as our Savior. And if we do, then we, too, will have so very, very much to thank the LORD for!

The Gospel (story wrap-up if NOT using Listening Assignments)**Our Bible Truth is:**

Why Do God's People Keep Believing in Him?

It Is God's Sustaining Grace...

God, the Father, Promises to Help His People!

The LORD helped the people of Israel over and over again. There was no enemy too strong, no problem too big for the LORD. He promised to always help them, and He always kept those promises! And yet, the people kept choosing to forget the LORD. They kept choosing to not trust Him. They were sinners who did not deserve to be His people or His help. Like the people of Israel, we, too, are sinners. We may hear about the LORD and His promises, but too many times we choose to forget those promises and not trust in Him. But the good news is, the LORD has still promised to help us, even though we don't deserve it. He sent His Son, Jesus, to live a perfect life and offer it up as the full payment for the sins of God's people. He promises to forgive the sins of all who do and be their God forever. He will send His Holy Spirit to live in their hearts and help them from the inside. Help them love Him and trust Him and remember His good promises. And one day, bring them home to live with Him in heaven forever. We can be God's people and receive God's forgiveness for our sins when we turn away from our sins and trust in Jesus as our Savior. Ask Him to help you! He loves to answer this prayer.

Close in prayer.

Closing ACTS Prayer**Closing ACTS Prayer**

- A** God, we praise You for being faithful to all Your promises to help Your people live for You.
- C** We confess that many times we choose not to trust Your promises to help us. We would rather do things our own way or just depend on ourselves. We need a Savior!
- T** God, thank You for sending Jesus to break the power of sin and death. Thank You for Your promises to always help Your people.
- S** Please work in our hearts, helping us to turn away from our sins and trust in Jesus as our Savior. Help us to ask You for help and depend upon You. Help us to love You and live for You every day of our lives. In Jesus' name we pray, Amen.

Go to Lesson Plan, p.9 for the script to the rest of the lesson.

Deep Down Discussion Sheet

use with all THREE lessons

Use with all
response activities
for deeper learning**P.1***Questions to aid discussion of the key concepts and for use in games*

Be familiar with these questions and answers. Look for opportunities to ask questions and discuss their answers, such as while the children work on their coloring pages, as part of their response games, or during play time. Remember: your goal isn't to ask all these questions or only talk to the children about these things. It is to be deliberate in having good conversations with them, however much or little you have.

BIG QUESTION Meaning	<p>Why Do God's People Keep Believing in Him? It Is God's Sustaining Grace!</p> <p>All people enjoy many good things and suffer many bad or sad things in this world. Enjoying good things or going through bad things make some people turn away from God. They love the good things too much or get mad at God for the bad things that happen. But that's not what happens with God's people. They have put their trust in Jesus. They want to love God most of all—even more than the good things they enjoy. They trust God and His good plans—even as they go through bad or sad things. What makes the difference? It's God and His sustaining grace! That is, His gifts of strength to help us keep on believing in Him and living for Him. God will always give His people what they need! He wants them to depend on Him and He loves for them to ask for His help. He will never fail them. God will help you like this, too, if you turn away from your sins and put your trust in Jesus.</p>
Discussion Questions <i>choose a few</i>	<ol style="list-style-type: none"> 1. Why do God's people keep on believing in Him? <i>It is God's sustaining grace.</i> 2. Who enjoys many good things in this world? <i>Everyone.</i> 3. Who suffers through bad or sad things in this world? <i>Everyone.</i> 4. Who do God's people love more than the good things they enjoy? <i>God.</i> 5. Who do they keep trusting in, even as they go through bad or sad things? <i>God.</i> 6. Who helps God's people keep believing in God? <i>God does.</i> 7. What does God give His people to help them keep on believing in and living for Him? <i>His sustaining grace.</i> 8. What is sustaining grace? <i>Grace is a big, Bible word that means a gift we get that we don't deserve. Sustaining means to keep on going. Sustaining grace is God giving us the amazing gift of strength to keep on believing and living for Him.</i> 9. Who does God want us to depend upon? <i>Himself.</i> 10. What does God love us to ask Him for? <i>His help.</i> 11. How can we become one of God's people? <i>By turning from our sins and trusting in Jesus as our Savior.</i>
BIBLE TRUTH Meaning Discussion Questions <i>choose a few</i>	<p>It Is God's Sustaining Grace... God, the Father, Promises to Help His People!</p> <p>God is a good Father to His people—to all who turn from their sins and trust in Jesus as their Savior. He knows that they can't love Him or live for Him by themselves. He knows they need His help and He promises to give it to them. He promises to take care of all their needs. He promises to comfort them when they are scared. He promises to help them fight against sin in their lives and rescue them in times of trouble. He promises to make everything in their lives work for their good and His glory. He sent Jesus to take the punishment for their sins on the cross to break the strong hold sin and death had on them. He promises to send the Holy Spirit to work in their hearts. There is nothing that God's people need that their Heavenly Father will not provide. He will help them do everything He wants them to do, every day of their lives. We can become God's people when we turn away from our sins and trust in Jesus as our Savior.</p> <ol style="list-style-type: none"> 1. What kind of father is God to His people? <i>God is the best kind of father to His people. He always loves them and does what is best for them. He always cares for them.</i> 2. Who needs God's help to live for Him? <i>We all do!</i> 3. Who does God promise to help love Him and live for Him? <i>All who ask, but especially His people—all who turn away from their sins and trust in Jesus as their Savior.</i> 4. What kinds of things does God promise to do for His people? <i>Provide them with that they need; comfort them; help them fight against sin.</i> 5. How does God help His people? <i>He strengthens them by His Word; He saves them through Jesus; and, He lives inside of them by His Holy Spirit.</i> 6. What will God help His people do? <i>Everything He wants them to do.</i> 7. How can we become God's people? <i>By turning away from our sins and trusting in Jesus as our Savior.</i>

Deep Down Discussion Sheet

use with all THREE lessons

P.2*Questions to aid discussion of the key concepts and for use in games*

THE GOSPEL	What is God's good news for you and me? <i>The gospel! Why Do God's People Keep Believing in Him? It Is God's Sustaining Grace... God, the Father, Promises to Help His People. The Bible is full of God's promises to help His people. But the greatest way that God has helped His people is sending His Son, Jesus, to save them from their sins. How God the Father loved His Son, yet He send Him to suffer and die on the cross for their sins. This was the only way to save them. On the third day, Jesus rose from the dead. He had really beaten sin and death for God's people! We can become God's people when we turn away from our sins and trust in Jesus as our Savior. Ask God to help you! He loves to answer this prayer!</i>
BIBLE TRUTH BIBLE VERSE	Behold, God is my helper; the Lord is the upholder of my life...I will give thanks to your name, O Lord, for it is good. For he has delivered me from every trouble, and my eye has looked in triumph on my enemies." -- Psalm 54:4,6-7, ESV Learn a Little: "The Lord is the upholder of my life."
Meaning	God promises to help His people. He promises to uphold their life, so that they keep on loving Him and living for Him. God has a good plan for each one of His people. He may call them to do some that are very hard, but He will deliver them out of all their troubles. He promises to give them the strength they need to go through their troubles. He promises to use every trouble for their good. And at just the right time, He will bring their troubles to an end. God's people know they can depend on Him to help them whenever they need help... and go on helping them for the rest of their lives. He is their sustainer! We can become God's people when we turn away from our sins and trust in Jesus as our Savior.
Discussion Questions <i>choose a few</i>	1. How does God sustain His people? <i>He helps them to keep on loving Him and living for Him. He provides for their needs.</i> 2. What is God's name? <i>The LORD.</i> 3. What is the LORD like? <i>He is good.</i> 4. What does God promise to deliver His people from? <i>Their troubles.</i> 5. How does God deliver His people from their troubles? <i>He gives them the strength they need to keep going through times of trouble; He uses them for their good; and, He takes away the troubles at just the right time. Best of all, one day they will go to live with Him and never have any troubles again!</i> 6. What kinds of enemies does God help His people triumph (win) over? <i>Anything that keeps them from loving Him and living for Him. Anything enemy that harms them and is against God's good plans for them, especially sin and death.</i> 7. How does God help His people triumph over these enemies? <i>He gives them the strength they need to stand against these enemies; He uses even these enemies for good in their lives; and, He takes away the enemies at just the right time. Best of all, one day they will go to live with Him and never have any enemies again!</i> 8. How can we become God's people and enjoy His promise to save us from our sins and help us keep on loving Him and living Him our whole lives? <i>By turning away from our sins and trusting in Jesus as our Savior.</i>
BIBLE STORY	The Case of the Really Bad Remember-ers
Discussion Questions <i>choose a few</i>	1. How did the LORD rescue the people of Israel from Pharaoh, the king of Egypt? <i>He sent frogs, gnats and many other sadnesses upon him and his people until he freed them at last.</i> 2. How did the LORD rescue the people of Israel when they were trapped by the Red Sea and Pharaoh's soldiers were after them? <i>He parted the Red Sea and let them cross to the other side on dry land.</i> 3. What good and scary things did the twelve spies find when they went to look over the land of Canaan? <i>Good: beautiful, big fruit; good land for farming. Scary: fierce, giant enemies who lived in big cities with strong, tall walls and worshipped bad, fake gods.</i> 4. What did the people think when they heard the ten spies tell about the enemies in the land? <i>They chose to forget the LORD. They did not trust He could help them beat their enemies. They cried, then they got very angry at the LORD, Moses and Aaron. They wanted to go back to Egypt.</i> 5. What two spies urged the people to trust in the LORD and take the land He promised them? <i>Caleb and Joshua.</i> 6. What punishment did the LORD give the people for not trusting in Him? <i>Forty years of walking in the desert. The parents would never get to go into the Promised Land, only their children would.</i> 7. What did the people choose to do when the LORD told them to cross the Jordan River and take the land? <i>They chose to remember and trust this time.</i> 8. Did the LORD keep His promise to help His people take the land? <i>Yes, He did! He was with them and helped them defeat their enemies until the land was all theirs.</i> 9. What has the LORD done to help us defeat our biggest enemy--sin and death? <i>He sent Jesus to die on the cross and pay for the sins of all who would ever turn away from their sins and trust in Jesus as their Savior. We can ask God to help us turn away from our sins and trust in Jesus as our Savior. He loves to answer this prayer!</i>